



(12) **United States Design Patent**
Watson

(10) **Patent No.:** **US D955,204 S**
(45) **Date of Patent:** **** Jun. 21, 2022**

- (54) **DOOR TRIM**
- (71) Applicant: **Schlage Lock Company LLC**, Carmel, IN (US)
- (72) Inventor: **Aida K. N. Watson**, Noblesville, IN (US)
- (73) Assignee: **Schlage Lock Company LLC**, Carmel, IN (US)
- (**) Term: **15 Years**
- (21) Appl. No.: **29/746,005**

D635,441 S *	4/2011	Roberts, III	D8/353
D635,442 S *	4/2011	Roberts, III	D8/352
D635,443 S *	4/2011	Roberts, III	D8/352
D635,444 S *	4/2011	Roberts, III	D8/352
D673,837 S *	1/2013	Callif	D8/353
D678,752 S *	3/2013	Sedwick	D8/352
D698,011 S *	1/2014	Schoenherr	D8/352
D703,026 S *	4/2014	Wu	D8/352
D736,591 S *	8/2015	Groleski	D8/350
D767,365 S *	9/2016	Yu	D8/350
D772,691 S *	11/2016	Han	D8/350
D782,284 S *	3/2017	Chiang	D8/353
D786,652 S *	5/2017	Lira-Nunez	D8/352
D790,319 S *	6/2017	Schneider	D8/331
D815,511 S *	4/2018	Groleski	D8/350

(Continued)

- (22) Filed: **Aug. 11, 2020**
- (51) **LOC (13) Cl.** **11-05**
- (52) **U.S. Cl.**
USPC **D8/353; D8/331**
- (58) **Field of Classification Search**
USPC D8/330, 331, 334, 300, 301, 302, D8/350-353
CPC . E05C 9/004; E05B 9/002; E05B 9/00; E05B 9/02; E05B 37/00; E05B 1/00; E05B 3/00; E05B 47/00; E05B 47/06; E05B 49/00; E05B 15/02; E05B 15/00; E05B 13/103; Y10T 70/8324; Y10T 70/8459; Y10T 70/8514; Y10T 70/8568
See application file for complete search history.

OTHER PUBLICATIONS

5070 Estate Rose-150; Baldwin—Estate Collection; <https://www.baldwinhardware.com/products/details/door-hardware/roses/estate-rose-5070-150>; 1 page.

Primary Examiner — Mark A Goodwin
(74) *Attorney, Agent, or Firm* — Taft Stettinius & Hollister LLP

(57) **CLAIM**

The ornamental design for door trim, as shown and described.

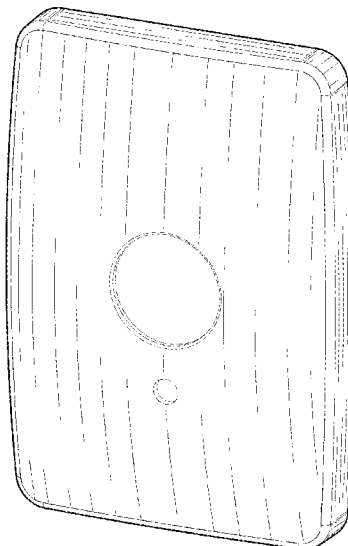
DESCRIPTION

FIG. 1 is a front, top, right side perspective view of door trim showing my new design;
FIG. 2 is a front elevational view thereof;
FIG. 3 is a top plan view thereof;
FIG. 4 is a bottom plan view thereof;
FIG. 5 is a right side elevational view thereof; and,
FIG. 6 is a left side elevational view thereof.
The broken lines in the drawing figures form no part of the claimed design.

1 Claim, 2 Drawing Sheets

(56) **References Cited**
U.S. PATENT DOCUMENTS

D65,817 S *	10/1924	Levy	D26/145
D82,676 S *	12/1930	Gullborg	D8/308
D105,325 S *	7/1937	Bureau	D8/350
D181,047 S *	9/1957	Goeske	D8/351
D214,615 S *	7/1969	Patriquin	D8/353
D403,750 S *	1/1999	Fabian	D8/352
D405,217 S *	2/1999	Joli	D26/145
D405,995 S *	2/1999	Harris	D6/524
D423,905 S *	5/2000	Keller	D8/320
D554,974 S *	11/2007	Huang	D8/352



(56)

References Cited

U.S. PATENT DOCUMENTS

D833,259	S	*	11/2018	Tseng	D8/352
D867,107	S	*	11/2019	Groleski	D8/353
D867,853	S	*	11/2019	Lin	D8/353
D906,093	S	*	12/2020	Watson	D8/353
D908,461	S	*	1/2021	Hsu	D8/353
D931,082	S	*	9/2021	Lin	D8/353

* cited by examiner

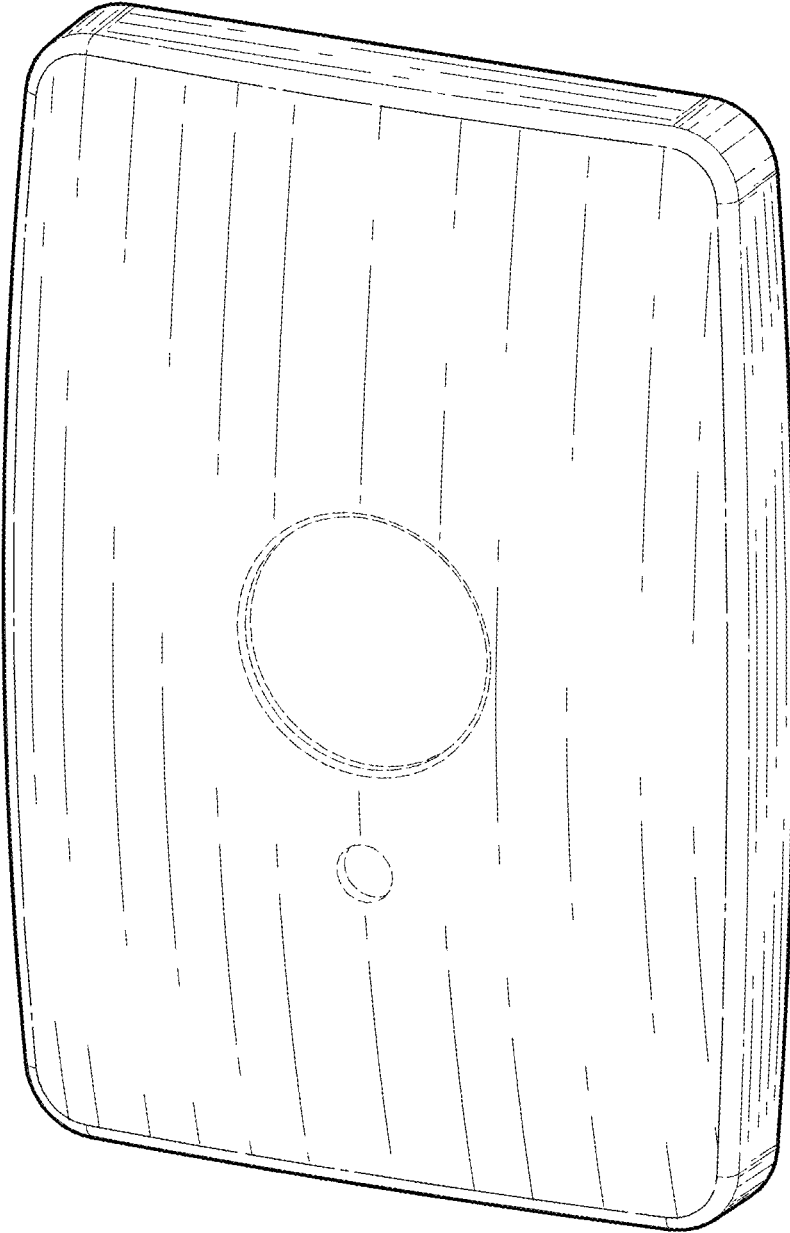


Fig. 1




Fig. 3




Fig. 6

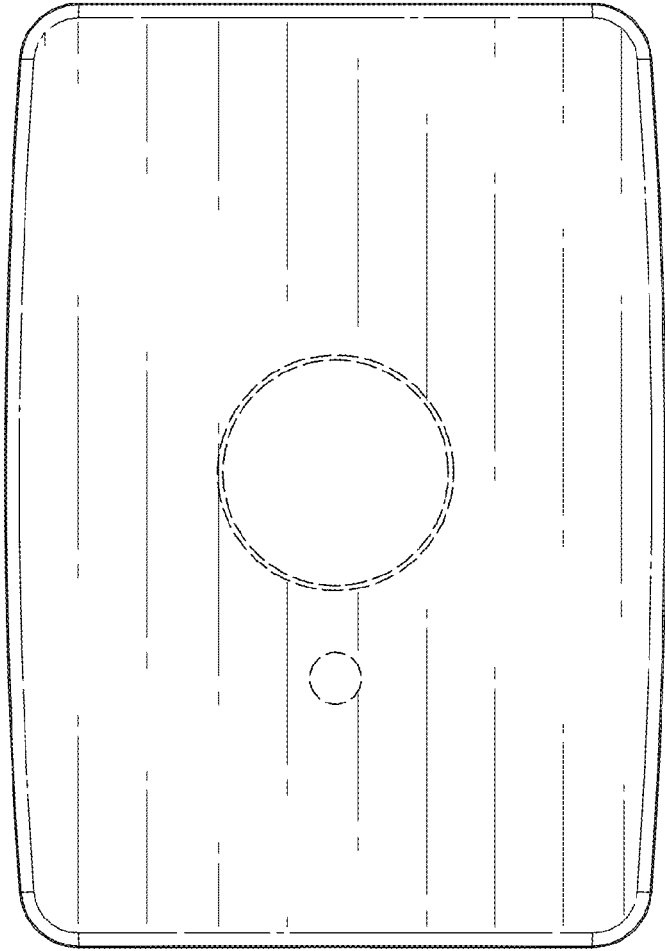


Fig. 2

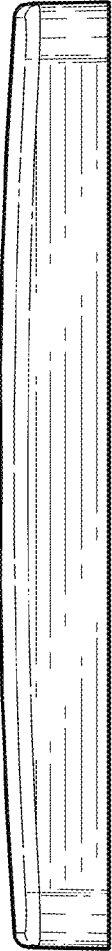


Fig. 5



Fig. 4