



US00D468140S

(12) **United States Design Patent**  
**Tsai**

(10) **Patent No.:** **US D468,140 S**

(45) **Date of Patent:** **\*\* Jan. 7, 2003**

(54) **CHAIR ARMREST**

D424,846 S \* 5/2000 Ho ..... D6/501  
D429,422 S \* 8/2000 DeLucchi et al. .... D6/366  
D447,370 S \* 9/2001 Ho ..... D6/501

(76) Inventor: **Wen-Ta Tsai**, 58, Ma Yuan West St.,  
Taichung (TW)

(\*\*) Term: **14 Years**

\* cited by examiner

*Primary Examiner*—Gary D. Watson

(21) Appl. No.: **29/156,454**

(57) **CLAIM**

(22) Filed: **Feb. 27, 2002**

The ornamental design for a chair armrest, as shown and described.

(51) **LOC (7) Cl.** ..... **06-06**

(52) **U.S. Cl.** ..... **D6/501; D6/366**

(58) **Field of Search** ..... D6/334, 364, 365,  
D6/366, 367, 379, 500, 501, 502; 297/411.2,  
411.27

**DESCRIPTION**

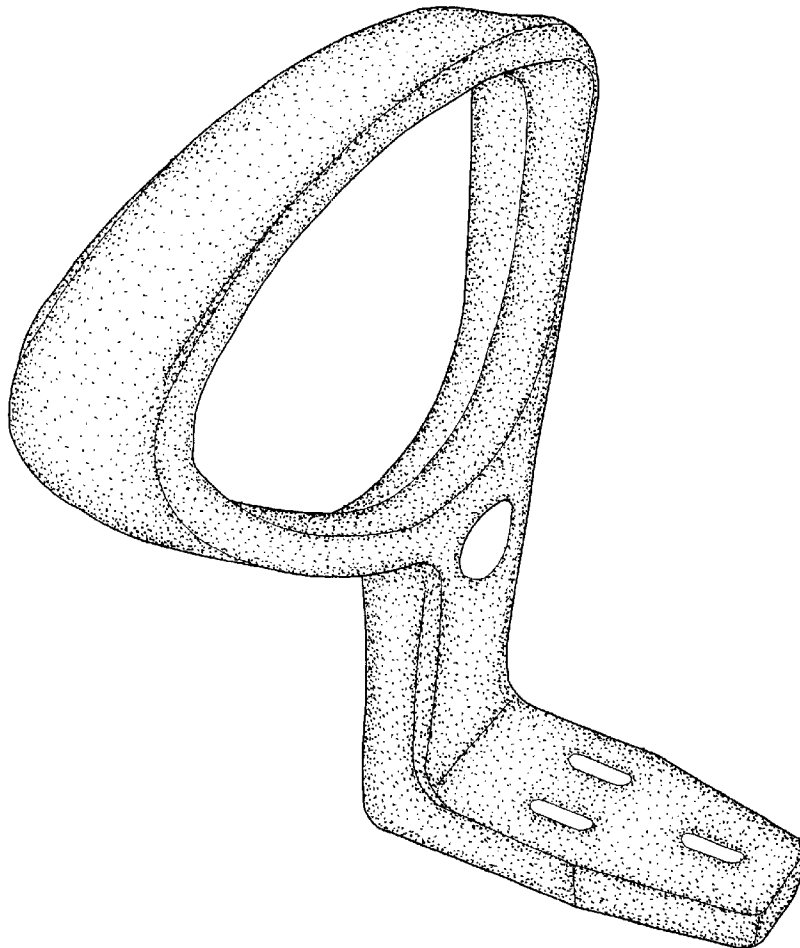
FIG. 1 is a front elevational view of a chair armrest showing my design;  
FIG. 2 is a rear elevational view thereof;  
FIG. 3 is a left side elevational view thereof;  
FIG. 4 is a right side elevational view thereof;  
FIG. 5 is a top plan view thereof;  
FIG. 6 is a bottom plan view thereof; and,  
FIG. 7 is a perspective view thereof.

(56) **References Cited**

**U.S. PATENT DOCUMENTS**

D308,605 S \* 6/1990 Vecker et al. .... D6/366  
D312,002 S \* 11/1990 Carter et al. .... D6/366  
D371,475 S \* 7/1996 Tedesco ..... D6/501  
D413,215 S \* 8/1999 Mei ..... D6/501

**1 Claim, 4 Drawing Sheets**



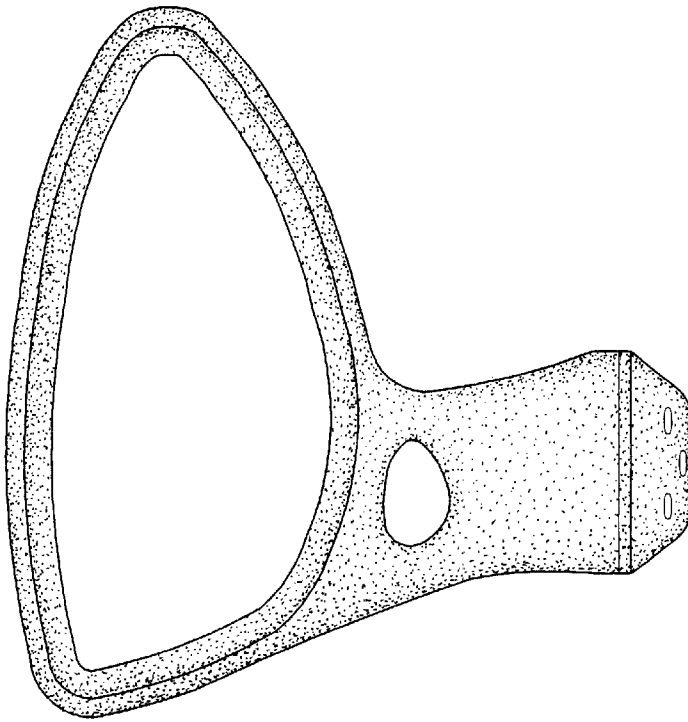


FIG.2

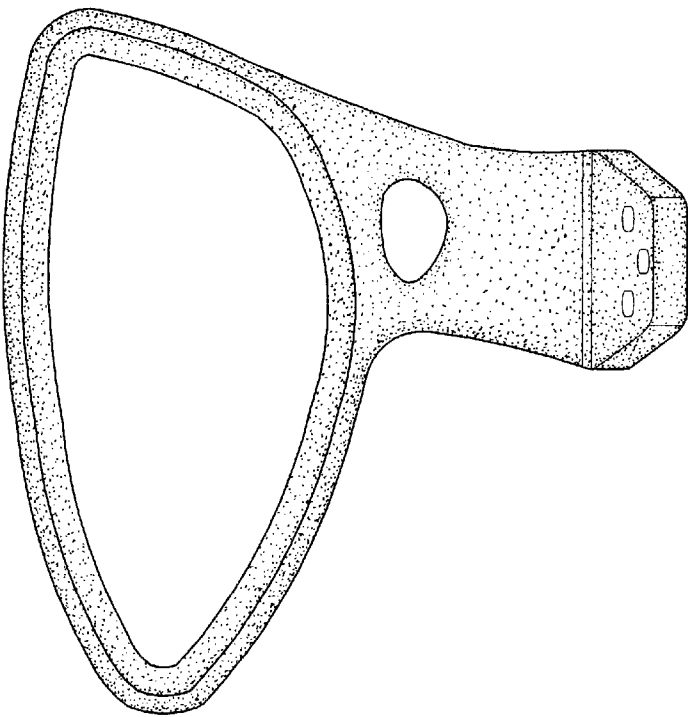


FIG.1

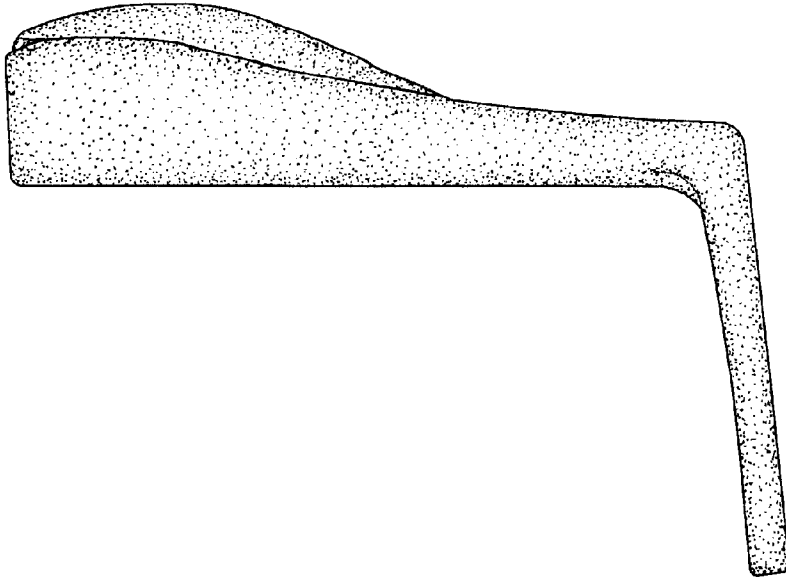


FIG.4

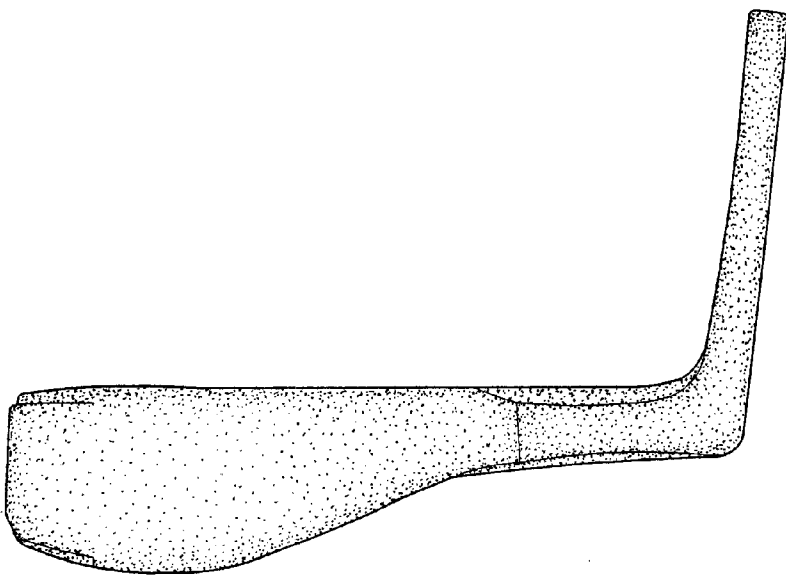


FIG.3

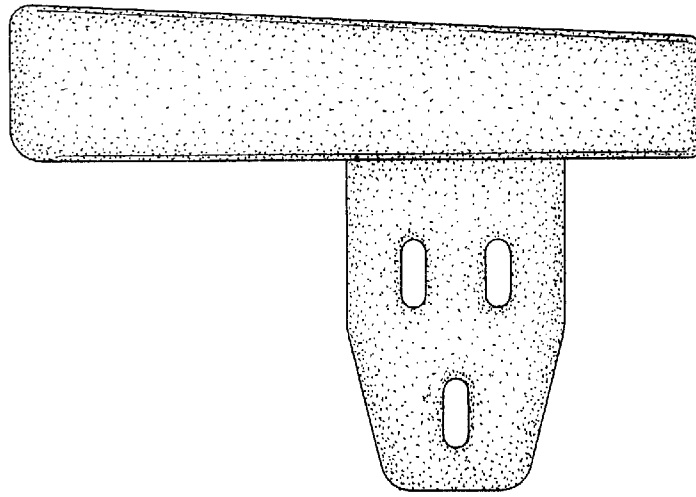


FIG.5

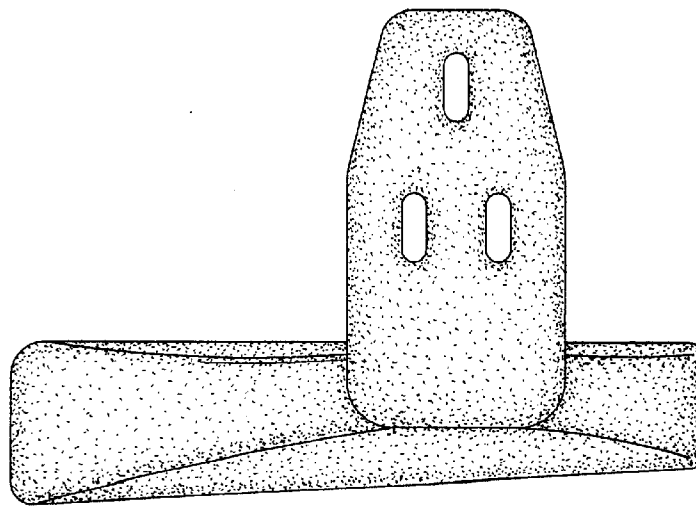


FIG.6

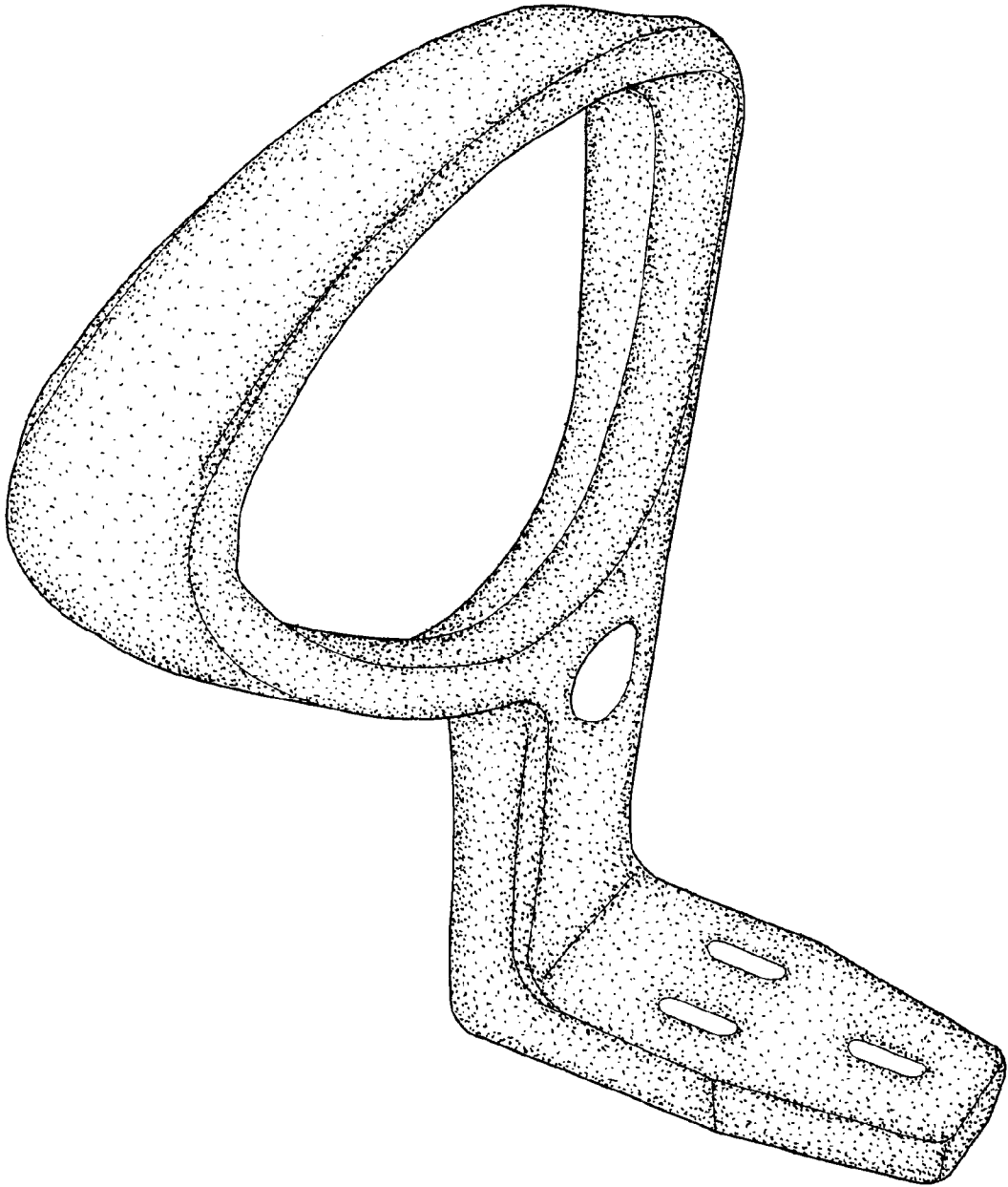


FIG.7