



US00D509726S

(12) **United States Design Patent**
Diller

(10) **Patent No.:** **US D509,726 S**

(45) **Date of Patent:** **** Sep. 20, 2005**

- (54) **CLAMP WITH MOUNTING STUD**
- (75) Inventor: **Mark G. Diller**, Clayton, OH (US)
- (73) Assignee: **Midmark Corporation**, Versailles, OH (US)
- (**) Term: **14 Years**

D381,894 S	*	8/1997	Lun	D8/396
5,802,636 A		9/1998	Corbin		
5,871,189 A		2/1999	Hoftman		
D432,404 S	*	10/2000	Garfinkle	D8/395
6,364,184 B1		4/2002	Hauck		
6,481,679 B1		11/2002	Bennett		
D483,254 S	*	12/2003	Sels	D8/394

* cited by examiner

- (21) Appl. No.: **29/211,758**
- (22) Filed: **Aug. 20, 2004**

Primary Examiner—Louis S. Zarfaz
Assistant Examiner—John Windmuller
 (74) *Attorney, Agent, or Firm*—Wood, Herron & Evans, LLP

- (51) **LOC (8) Cl.** **08-08**
- (52) **U.S. Cl.** **D8/395**
- (58) **Field of Search** D8/356, 371, 394-396;
248/72.2, 215, 227.1, 49, 300, 301, 316.7,
51, 489; 24/22, 67 R, 20 S, 115 R, 546,
563, 343

(57) **CLAIM**

The ornamental design for a clamp with mounting stud, as shown and described.

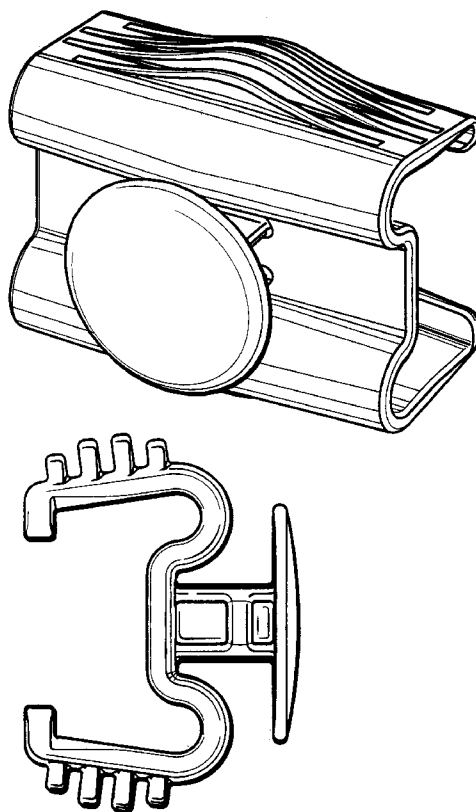
DESCRIPTION

FIG. 1 is a perspective view of a clamp with mounting stud in accordance with the present invention;
 FIG. 2 is left side view thereof;
 FIG. 3 is a right side view thereof;
 FIG. 4 is a rear view thereof, the front view being a mirror image thereof; and,
 FIG. 5 is a top view thereof, the bottom view being a mirror image thereof.
 The bottom view being identical.

(56) **References Cited**
U.S. PATENT DOCUMENTS

3,270,996 A	9/1966	Churchill	
4,431,154 A	2/1984	Hamm	
D279,959 S	* 8/1985	Nimmo et al. D8/396
4,869,378 A	9/1989	Miller	
5,026,016 A	6/1991	Lisowski	
D333,085 S	2/1993	Thomsen	
5,188,327 A	2/1993	White	
D339,521 S	* 9/1993	Bartlett et al. D8/394

1 Claim, 2 Drawing Sheets






FIG. 1

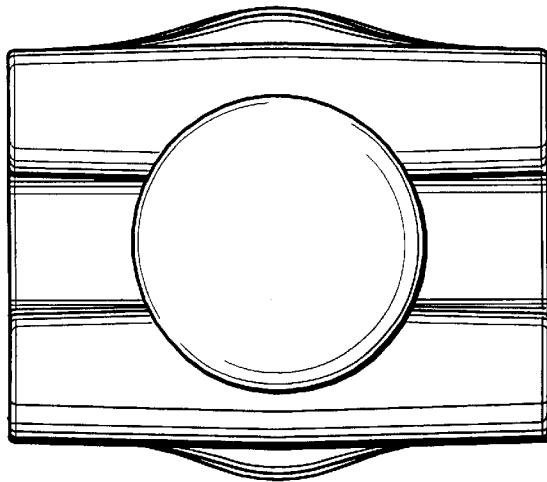


FIG. 2

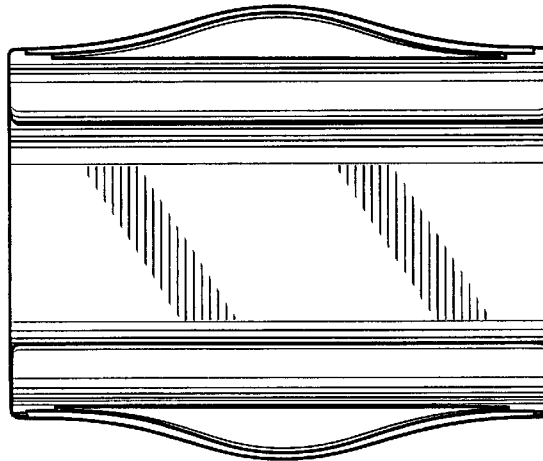


FIG. 3

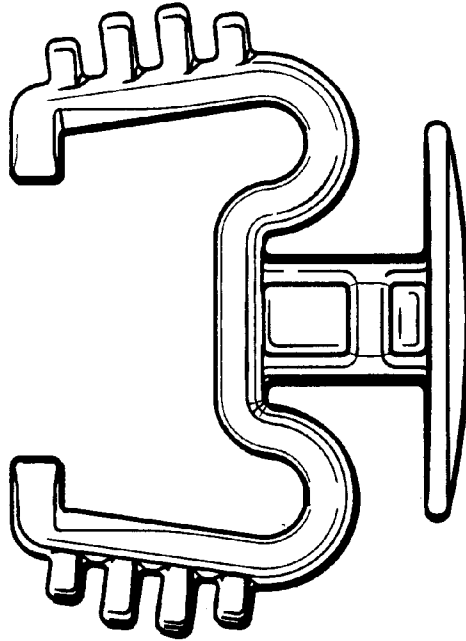


FIG. 4

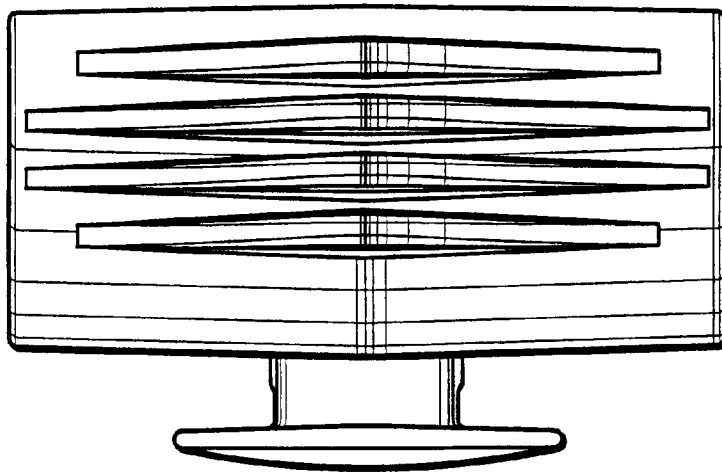


FIG. 5