



US00D558754S

(12) **United States Design Patent**
Takemasa et al.

(10) **Patent No.:** **US D558,754 S**

(45) **Date of Patent:** **** Jan. 1, 2008**

(54) **PERSONAL COMPUTER**

(75) Inventors: **Hirofumi Takemasa**, Kadoma (JP);
Miki Kobayashi, Kadoma (JP)

(73) Assignee: **Matsushita Electric Industrial Co., Ltd.**, Osaka (JP)

(**) Term: **14 Years**

(21) Appl. No.: **29/266,539**

(22) Filed: **Sep. 22, 2006**

(30) **Foreign Application Priority Data**

Mar. 27, 2006 (JP) 2006-007527

(51) **LOC (8) CL.** **14-02**

(52) **U.S. CL.** **D14/328**

(58) **Field of Classification Search** D14/315-328,
D14/308; D18/1, 2, 7, 11; 235/145 A, 145 R;
341/22, 23; 345/156, 168, 169, 172, 173,
345/1.1; 349/12; 361/680-686; D19/60
See application file for complete search history.

(56) **References Cited**

U.S. PATENT DOCUMENTS

5,774,384 A *	6/1998	Okaya et al.	345/169
D412,317 S	7/1999	Horiki et al.	
D423,584 S *	4/2000	Chan	D14/318
D430,118 S	8/2000	Horiki et al.	
D430,156 S	8/2000	Yamada	
D455,743 S	4/2002	Smith et al.	
D456,398 S	4/2002	Horiki	
D456,803 S	5/2002	Yamada	
D488,806 S *	4/2004	Huang et al.	D14/308
D495,326 S	8/2004	Horiki	
D498,753 S	11/2004	Yamada	

D504,129 S * 4/2005 Loew et al. D14/318
2003/0189528 A1* 10/2003 Antila et al. 345/1.1

FOREIGN PATENT DOCUMENTS

JP D1024045 10/1998

OTHER PUBLICATIONS

Matsushita Electric Industrial Co., Ltd., Panasonic Catalog, "Model CF-29JC1AXS" and "Model CF-29JC9AXS", 2 pages, 2005.
Getac Inc. Catalog, "MobileForce™ A770", 4 pages, 2005.
Getac Inc. Catalog, "MobileForce™ W130", 4 pages, 2005.

* cited by examiner

Primary Examiner—Freda S. Nunn

(74) *Attorney, Agent, or Firm*—Brinks Hofer Gilson & Lione

(57) **CLAIM**

We claim the ornamental design for a personal computer, as shown and described.

DESCRIPTION

FIG. 1 is a top perspective view of a personal computer of the present invention;

FIG. 2 is a top perspective view thereof shown in an environmental use;

FIG. 3 is a front view thereof;

FIG. 4 is a first side view thereof;

FIG. 5 is a second side view thereof;

FIG. 6 is a top view thereof;

FIG. 7 is a rear view thereof; and,

FIG. 8 is a bottom view thereof.

1 Claim, 4 Drawing Sheets

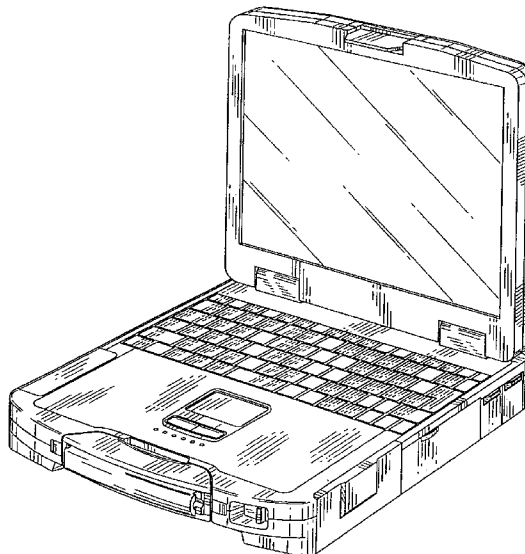
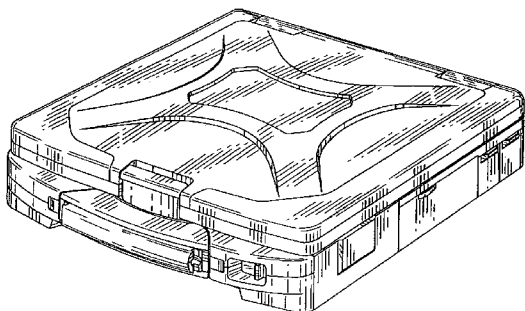


FIG. 1

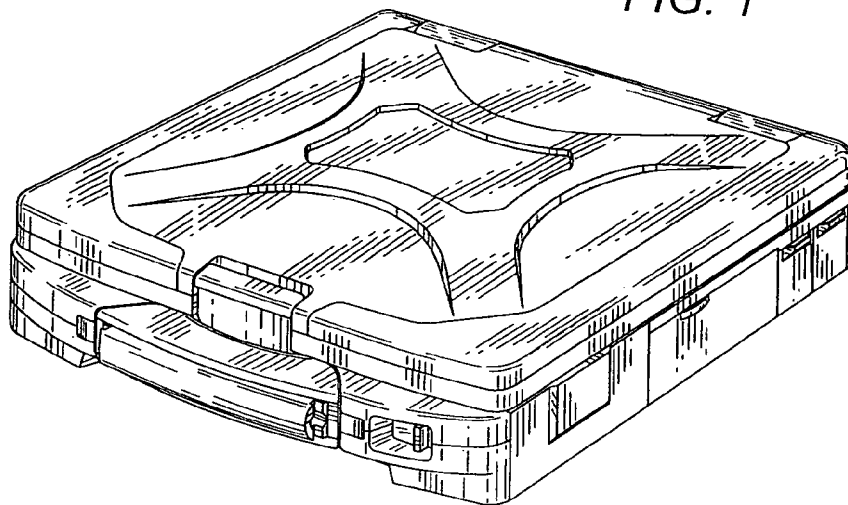


FIG. 2

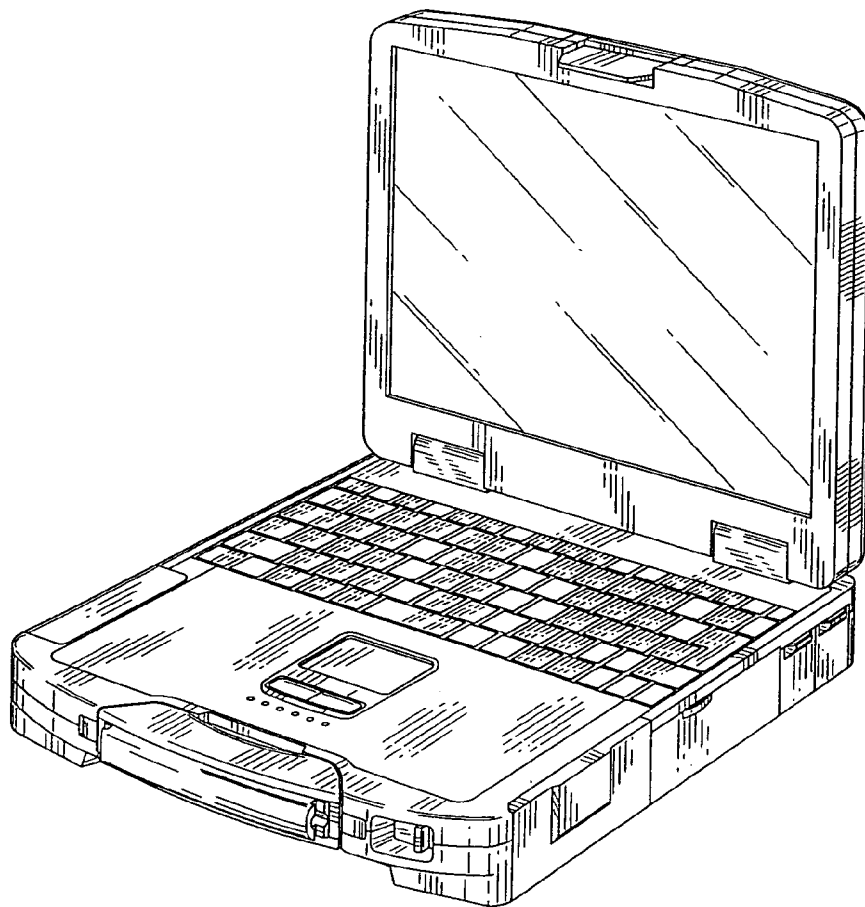


FIG.3

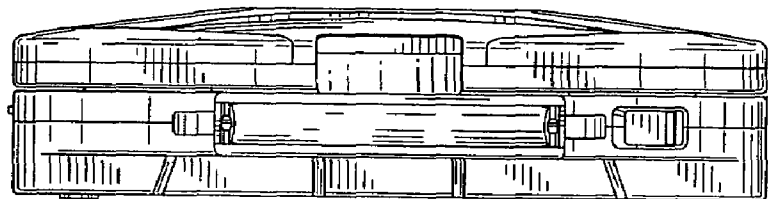


FIG.4

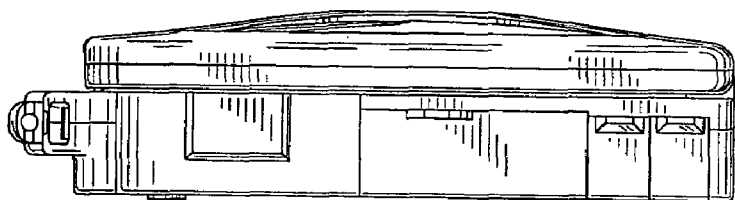


FIG.5

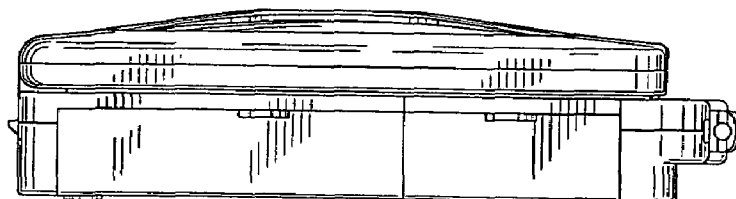


FIG.6

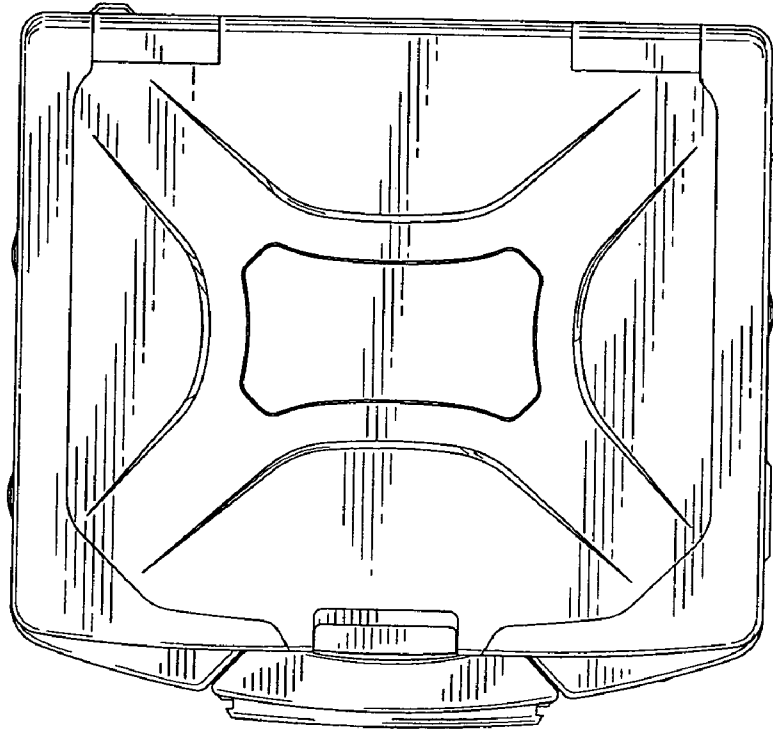


FIG.7

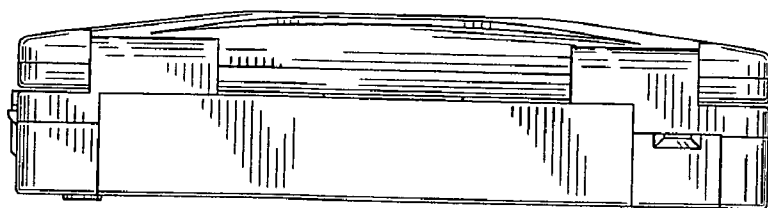


FIG. 8

