



US00D597423S

(12) **United States Design Patent**  
**Park**

(10) **Patent No.:** **US D597,423 S**

(45) **Date of Patent:** **\*\* Aug. 4, 2009**

(54) **TEMPERATURE DETECTING APPARATUS FOR OVEN**

(75) Inventor: **James Ji-Hong Park**, Seoul (KR)

(73) Assignee: **James Tech Co., Ltd.**, Seoul (KR)

(\*\*) Term: **14 Years**

(21) Appl. No.: **29/323,128**

(22) Filed: **Aug. 19, 2008**

(30) **Foreign Application Priority Data**

Jul. 30, 2008 (KR) ..... 30-2008-0033092

(51) **LOC (9) Cl.** ..... **10-04**

(52) **U.S. Cl.** ..... **D10/52; D10/57**

(58) **Field of Classification Search** ..... D10/52,  
D10/57; 374/141, 151, 155, 163, 206, 208  
See application file for complete search history.

(56) **References Cited**

**U.S. PATENT DOCUMENTS**

3,267,731 A \* 8/1966 Wharton ..... 374/155  
D397,043 S \* 8/1998 Kasman ..... D10/52  
D501,799 S \* 2/2005 Yamamoto et al. .... D10/52  
D503,632 S \* 4/2005 Kanai ..... D10/52

D507,977 S \* 8/2005 Welch et al. .... D10/57  
D509,152 S \* 9/2005 Morikawa et al. .... D10/52  
D509,452 S \* 9/2005 Morikawa et al. .... D10/52  
D560,126 S \* 1/2008 Frake et al. .... D10/57  
D560,518 S \* 1/2008 Frake et al. .... D10/57

\* cited by examiner

*Primary Examiner*—Antoine D Davis

(74) *Attorney, Agent, or Firm*—Ladas & Parry LLP

(57) **CLAIM**

The ornamental design for a temperature detecting apparatus for oven, as shown and described.

**DESCRIPTION**

FIG. 1 is a front/right-side/top perspective view of a temperature detecting apparatus for oven showing our new design;

FIG. 2 is a front-side elevational view thereof;

FIG. 3 is a left-side elevational view thereof;

FIG. 4 is a right-side elevational view thereof; and,

FIG. 5 is a top-side elevational view thereof.

The lines of the present design in FIG. 1, 2 and 5 are abbreviated about 10 centimeters.

**1 Claim, 2 Drawing Sheets**

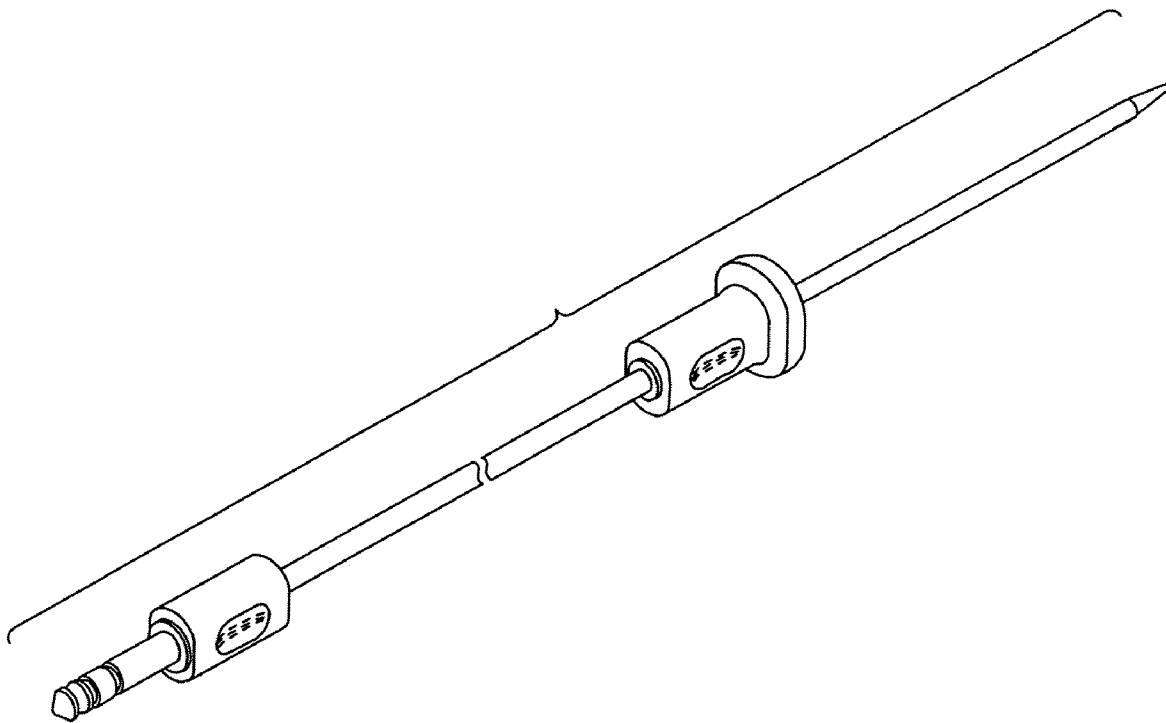


FIG. 1

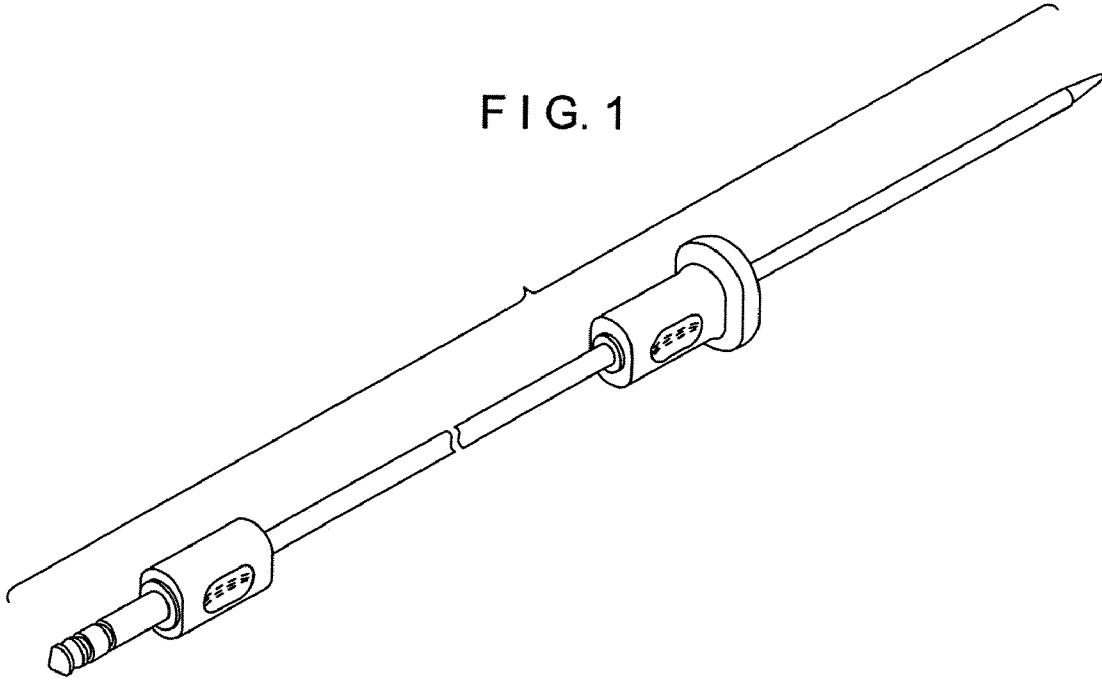


FIG. 2

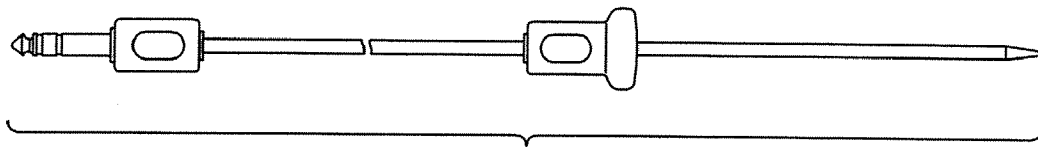


FIG. 3

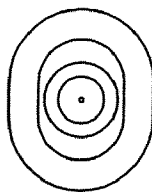


FIG. 4

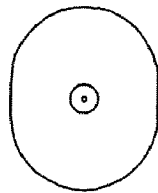


FIG. 5

