



US00D941980S

(12) **United States Design Patent**  
**Zhang**

(10) **Patent No.:** **US D941,980 S**

(45) **Date of Patent:** **\*\* \*Jan. 25, 2022**

- (54) **AIR PURIFIER**
- (71) Applicant: **VSON TECHNOLOGY CO., LTD,**  
Shenzhen (CN)
- (72) Inventor: **Yinhu Zhang,** Shenzhen (CN)
- (73) Assignee: **VSON TECHNOLOGY CO., LTD,**  
Shenzhen (CN)
- (\* ) Notice: This patent is subject to a terminal disclaimer.
- (\*\*) Term: **15 Years**
- (21) Appl. No.: **29/730,161**
- (22) Filed: **Apr. 1, 2020**

D884,863 S *	5/2020	Semerak .....	D23/364
D886,272 S *	6/2020	Yang .....	D23/364
D905,841 S *	12/2020	Cao .....	D23/364
D906,500 S *	12/2020	Seo .....	D23/356
D912,795 S *	3/2021	Wang .....	D23/364
D916,262 S *	4/2021	Wang .....	D23/356
D916,265 S *	4/2021	Jung .....	D23/364
D919,064 S *	5/2021	Wang .....	D23/356
D919,071 S *	5/2021	Zheng .....	D23/364
D920,494 S *	5/2021	Shah .....	D23/366
2012/0093683 A1 *	4/2012	Hishida .....	B01D 47/024 422/4

\* cited by examiner

Primary Examiner — David G Muller

(30) **Foreign Application Priority Data**

Nov. 11, 2019 (CN) ..... 201930617077.7

(51) **LOC (13) Cl.** ..... **23-04**

(52) **U.S. Cl.**  
USPC ..... **D23/364**

(58) **Field of Classification Search**  
USPC ..... D23/355-366, 352, 369, 332, 333, 335,  
D23/336, 342, 351; 422/120, 122;  
55/356, 473, 504; 96/97; 261/DIG. 17,  
261/DIG. 65, DIG. 88, DIG. 31  
CPC .. A61L 9/16; A61L 9/22; B01D 47/00; B01D  
47/027; B01D 2221/02; B01D 2259/4508;  
B03C 3/155; B03C 3/368; F24F 3/16;  
F24F 13/20; F24F 13/28  
See application file for complete search history.

(56) **References Cited**

**U.S. PATENT DOCUMENTS**

D854,134 S *	7/2019	Jessup .....	D23/364
D882,056 S *	4/2020	Baillie .....	D23/364

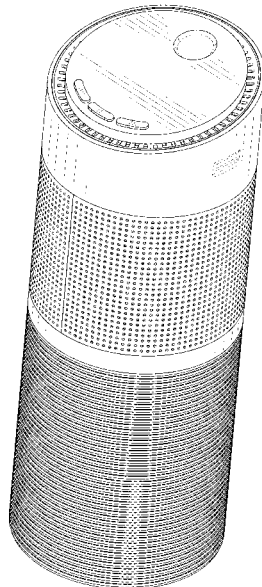
(57) **CLAIM**

The ornamental design for an air purifier, as shown and described.

**DESCRIPTION**

FIG. 1 is a perspective view of an air purifier showing my new design;  
FIG. 2 is another perspective view thereof;  
FIG. 3 is a front elevational view thereof;  
FIG. 4 is a rear elevational view thereof;  
FIG. 5 is a left side elevational view thereof;  
FIG. 6 is a right side elevational view thereof;  
FIG. 7 is a top plan view thereof; and,  
FIG. 8 is a bottom plan view thereof.  
The broken lines in the drawings are for the purpose of illustrating portions of the air purifier that form no part of the claimed design.

**1 Claim, 8 Drawing Sheets**



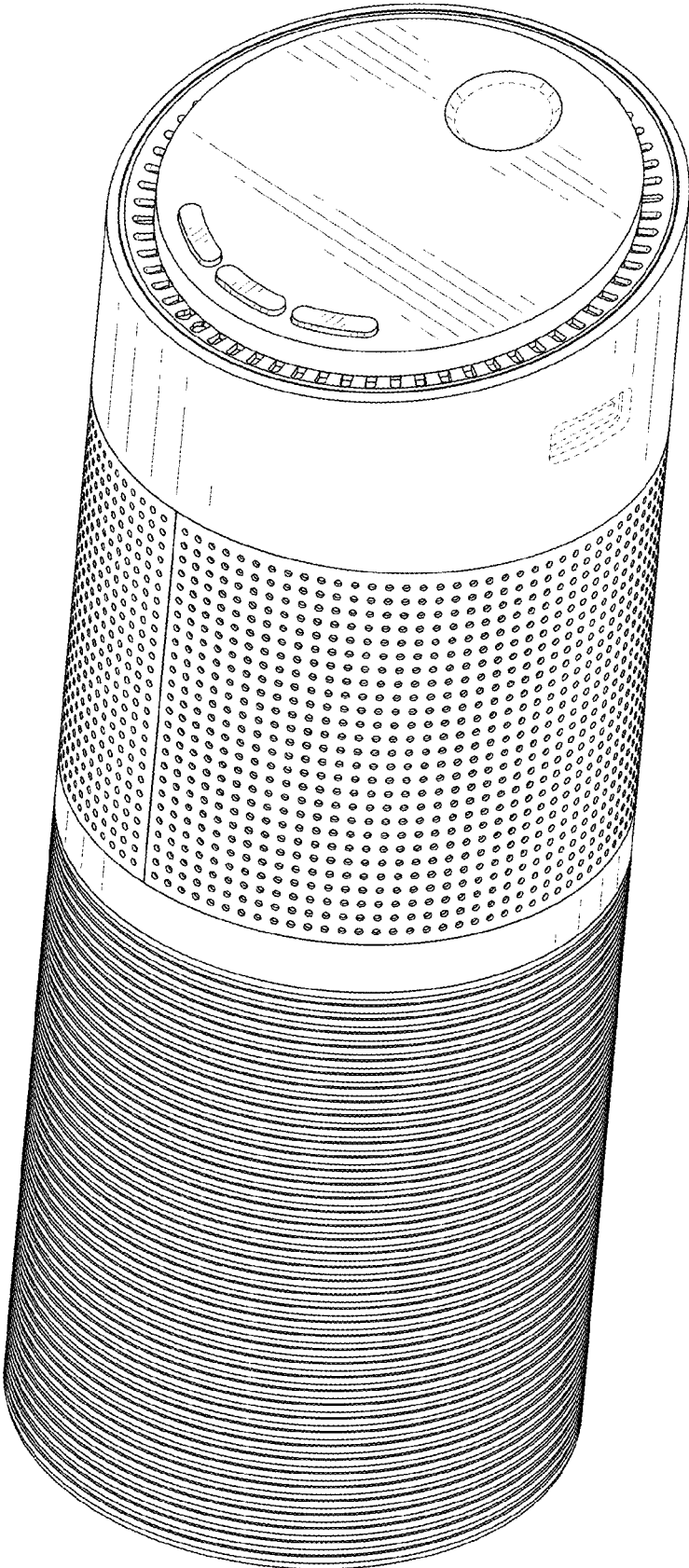


FIG. 1

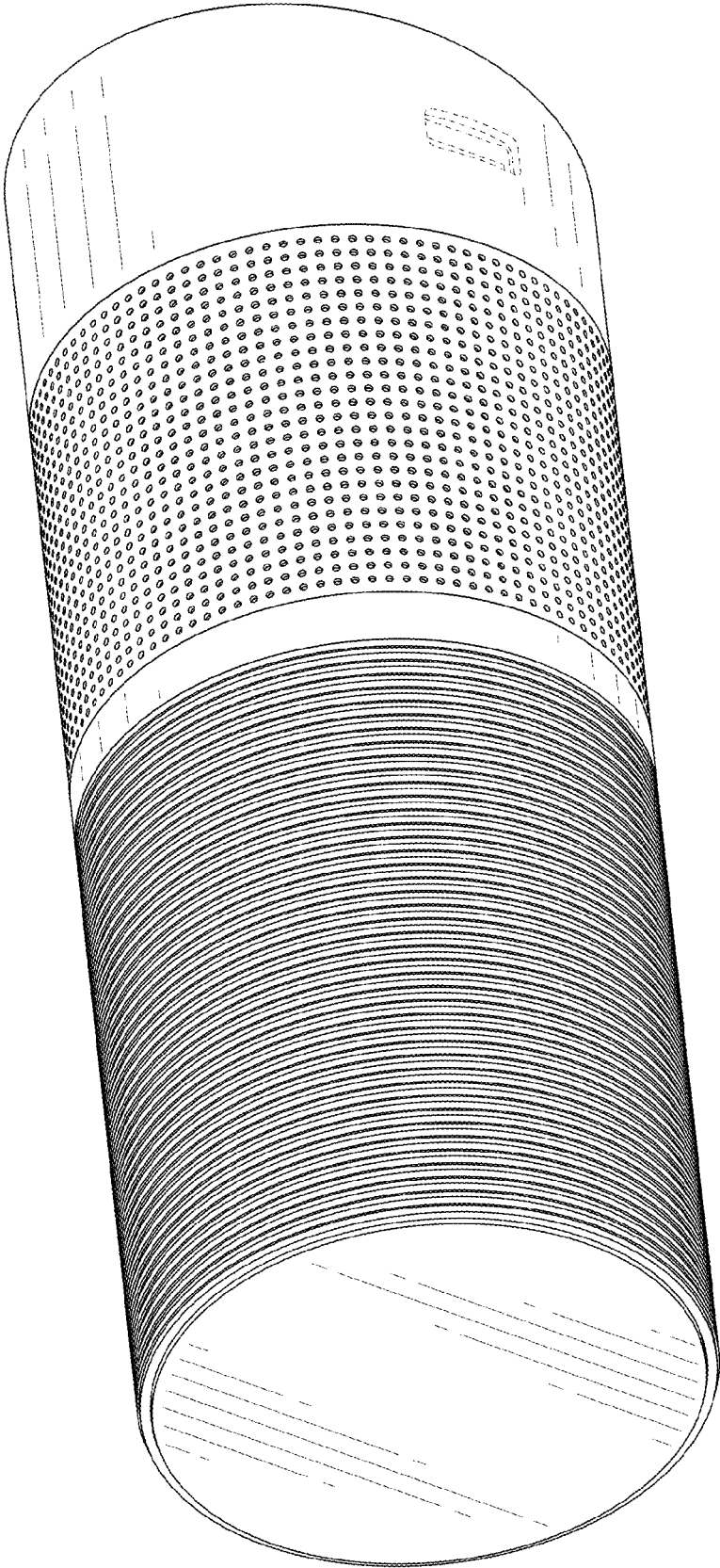


FIG. 2




FIG. 3




FIG. 4




FIG. 5




FIG. 6




FIG. 7






FIG. 8