



US00D734735S

(12) **United States Design Patent**
Tooker et al.

(10) **Patent No.:** **US D734,735 S**

(45) **Date of Patent:** **** Jul. 21, 2015**

(54) **JUKEBOX**

(71) Applicant: **TouchTunes Music Corporation**, New York, NY (US)

(72) Inventors: **Michael Tooker**, Pointe-Claire (CA); **Charles Garneau**, Bois-des-Filion (CA); **Ed Rivera**, New York, NY (US); **Eric Saint-Jacques**, Town of Mount Royal (CA); **Benoit Tessier**, Boisbriand (CA); **Jean Gauthier**, Sainte-Thérèse (CA)

(73) Assignee: **TouchTunes Music Corporation**, New York, NY (US)

(**) Term: **14 Years**

(21) Appl. No.: **29/477,654**

(22) Filed: **Dec. 24, 2013**

(51) **LOC (10) Cl.** **14-01**

(52) **U.S. Cl.**
USPC **D14/172; D21/325**


(58) **Field of Classification Search**
USPC D14/172, 173, 203.1-203.7, 496, 188, D14/265; D21/324, 325, 369; 273/148 B; 463/1, 28-35, 46, 47; 369/1, 6-12, 369/24.01, 30.06, 30.07, 30.08, 30.23; 710/1; 711/100, 111
CPC A63F 9/24; A63F 13/00; G06F 17/00; G06F 19/00
See application file for complete search history.

D312,639 S	12/1990	Krakauer et al.	
D316,858 S	5/1991	Gobindram	
5,031,340 A	7/1991	Hilgarth	
D324,240 S	2/1992	Huang	
D327,687 S *	7/1992	Arbiter	D14/173
D328,202 S	7/1992	Tippit	
D329,852 S	9/1992	Lee	
5,146,618 A	9/1992	Wenner	
D332,096 S *	12/1992	Wolff et al.	D14/174
D334,191 S	3/1993	Yun	
D340,407 S	10/1993	Rahe et al.	
5,281,898 A	1/1994	Albright	
5,331,614 A	7/1994	Ogawa et al.	
D355,676 S	2/1995	Wilson	
D356,079 S	3/1995	Oba	
5,630,357 A	5/1997	Akiyama	
5,651,681 A	7/1997	Chan	
D381,983 S	8/1997	Nagai	
5,667,632 A	9/1997	Burton et al.	
5,704,146 A *	1/1998	Herring et al.	40/509
D390,843 S	2/1998	Rosen	
5,771,778 A	6/1998	MacLean, IV	
D397,335 S	8/1998	Matsushita	
5,813,914 A	9/1998	McKay et al.	
5,820,460 A	10/1998	Fulton	
5,851,147 A	12/1998	Stupak et al.	
D405,781 S	2/1999	Renk	
D405,791 S	2/1999	Menke et al.	
D408,410 S	4/1999	Zeitman	
5,951,397 A	9/1999	Dickinson	
D419,606 S	1/2000	Toriyama	
6,041,023 A	3/2000	Lakhansingh	
6,048,271 A	4/2000	Barcelou	
D425,508 S	5/2000	Fiebel et al.	
D426,527 S	6/2000	Sakaguchi	
6,079,985 A	6/2000	Wohl et al.	
D428,062 S	7/2000	Hayashi	
6,086,380 A	7/2000	Chu et al.	
D439,931 S	4/2001	Yamaguchi	
D442,152 S	5/2001	Roustaei	
D449,346 S	10/2001	Gatto et al.	
D451,968 S	12/2001	Sano	
6,346,951 B1	2/2002	Mastronardi	
D458,971 S	6/2002	Stephan	
D459,336 S	6/2002	Ito et al.	
6,430,117 B2	8/2002	Zimmer	
D463,503 S	9/2002	Stephan	
6,461,239 B1	10/2002	Sagawa et al.	
6,508,707 B2	1/2003	DeMar et al.	
D475,029 S	5/2003	Nathan et al.	
6,708,812 B2	3/2004	Greim	
6,714,489 B2	3/2004	Kalis et al.	
D494,188 S	8/2004	Huang	

(56) **References Cited**

U.S. PATENT DOCUMENTS

D146,176 S	1/1947	Fuller
D152,903 S	3/1949	Principe
D197,669 S	3/1964	Kenney et al.
D220,807 S	5/1971	Sunderberg
3,878,631 A	4/1975	Mileham
D240,266 S	6/1976	O'Neil et al.
4,336,935 A	6/1982	Goldfarb
D280,747 S	9/1985	Stasney
4,643,421 A	2/1987	Meyer et al.



6,779,904	B1	8/2004	Van Dyk	
D495,755	S *	9/2004	Wurz et al.	D21/370
D498,558	S	11/2004	Kwok	
D499,083	S	11/2004	Tanaka	
6,846,238	B2	1/2005	Wells	
D510,584	S	10/2005	Tierney	
6,976,623	B1	12/2005	Mambakkam et al.	
D524,287	S	7/2006	Hibi	
7,152,739	B1	12/2006	Burleson	
D546,893	S	7/2007	Yamashita	
D547,299	S	7/2007	Obata	
D560,651	S *	1/2008	Berkheimer et al.	D14/173
D566,195	S *	4/2008	Ichimura et al.	D21/325
D590,449	S	4/2009	Ishii et al.	
D604,774	S	11/2009	De Viveiros Ortiz	
D605,231	S	12/2009	Hashimoto	
D616,414	S	5/2010	Nathan et al.	
D617,389	S	6/2010	Wildner et al.	
D618,285	S	6/2010	Ichimura et al.	
D619,177	S	7/2010	Lee	
D619,659	S	7/2010	Damani	
D629,382	S	12/2010	Nathan et al.	
7,937,724	B2 *	5/2011	Clark et al.	725/35
D642,553	S	8/2011	Nathan et al.	
D654,470	S	2/2012	Nathan et al.	
D662,487	S	6/2012	Nathan et al.	
D665,375	S	8/2012	Garneau et al.	
D670,675	S	11/2012	Garneau et al.	
D686,591	S	7/2013	Garneau et al.	
D689,461	S	9/2013	Garneau et al.	
D704,160	S	5/2014	Garneau et al.	

OTHER PUBLICATIONS

Design U.S. Appl. No. 29/433,240, filed Sep. 27, 2012, Garneau et al.
 Design U.S. Appl. No. 29/477,654, filed Dec. 24, 2013, Tooker et al.
 Design U.S. Appl. No. 29/461,532, filed Jul. 24, 2013, Garneau et al.
 Design U.S. Appl. No. 29/458,293, filed Jun. 18, 2013, Garneau et al.

* cited by examiner

Primary Examiner — Prabhakar Deshmukh
 (74) Attorney, Agent, or Firm — Nixon & Vanderhye PC

(57) CLAIM

The ornamental design for a jukebox, as shown and described.

DESCRIPTION

FIG. 1 is a front perspective view of a jukebox in accordance with a first embodiment of our design;
 FIG. 2 is a front elevation view thereof;
 FIG. 3 is a rear elevation view thereof;
 FIG. 4 is a top plan view thereof;
 FIG. 5 is a bottom plan view thereof;
 FIG. 6 is a right side view thereof;
 FIG. 7 is a left side view thereof;
 FIG. 8 is a front perspective view of a jukebox in accordance with a second embodiment of our design;
 FIG. 9 is a front elevation view thereof;

FIG. 10 is a rear elevation view thereof;
 FIG. 11 is a top plan view thereof;
 FIG. 12 is a bottom plan view thereof;
 FIG. 13 is a right side view thereof;
 FIG. 14 is a left side view thereof;
 FIG. 15 is a front perspective view of a jukebox in accordance with a third embodiment of our design;
 FIG. 16 is a front elevation view thereof;
 FIG. 17 is a rear elevation view thereof;
 FIG. 18 is a top plan view thereof;
 FIG. 19 is a bottom plan view thereof;
 FIG. 20 is a right side view thereof;
 FIG. 21 is a left side view thereof;
 FIG. 22 is a front perspective view of a jukebox in accordance with a fourth embodiment of our design;
 FIG. 23 is a front elevation view thereof;
 FIG. 24 is a rear elevation view thereof;
 FIG. 25 is a top plan view thereof;
 FIG. 26 is a bottom plan view thereof;
 FIG. 27 is a right side view thereof;
 FIG. 28 is a left side view thereof;
 FIG. 29 is a front perspective view of a jukebox in accordance with a fifth embodiment of our design;
 FIG. 30 is a front elevation view thereof;
 FIG. 31 is a rear elevation view thereof;
 FIG. 32 is a top plan view thereof;
 FIG. 33 is a bottom plan view thereof;
 FIG. 34 is a right side view thereof;
 FIG. 35 is a left side view thereof;
 FIG. 36 is a front perspective view of a jukebox in accordance with a sixth embodiment of our design;
 FIG. 37 is a front elevation view thereof;
 FIG. 38 is a rear elevation view thereof;
 FIG. 39 is a top plan view thereof;
 FIG. 40 is a bottom plan view thereof;
 FIG. 41 is a right side view thereof;
 FIG. 42 is a left side view thereof;
 FIG. 43 is a front perspective view of a jukebox in accordance with a seventh embodiment of our design;
 FIG. 44 is a front elevation view thereof;
 FIG. 45 is a rear elevation view thereof;
 FIG. 46 is a top plan view thereof;
 FIG. 47 is a bottom plan view thereof;
 FIG. 48 is a right side view thereof; and,
 FIG. 49 is a left side view thereof.

The broken lines shown in FIGS. 1-49 represent environmental structure and form no part of the claimed design. The dotted lines shown in FIGS. 1-49 represent the boundary between claimed and unclaimed subject matter and form no part of the claimed design.

The stippling in the drawings indicates at least partially reflective surfaces.

1 Claim, 35 Drawing Sheets

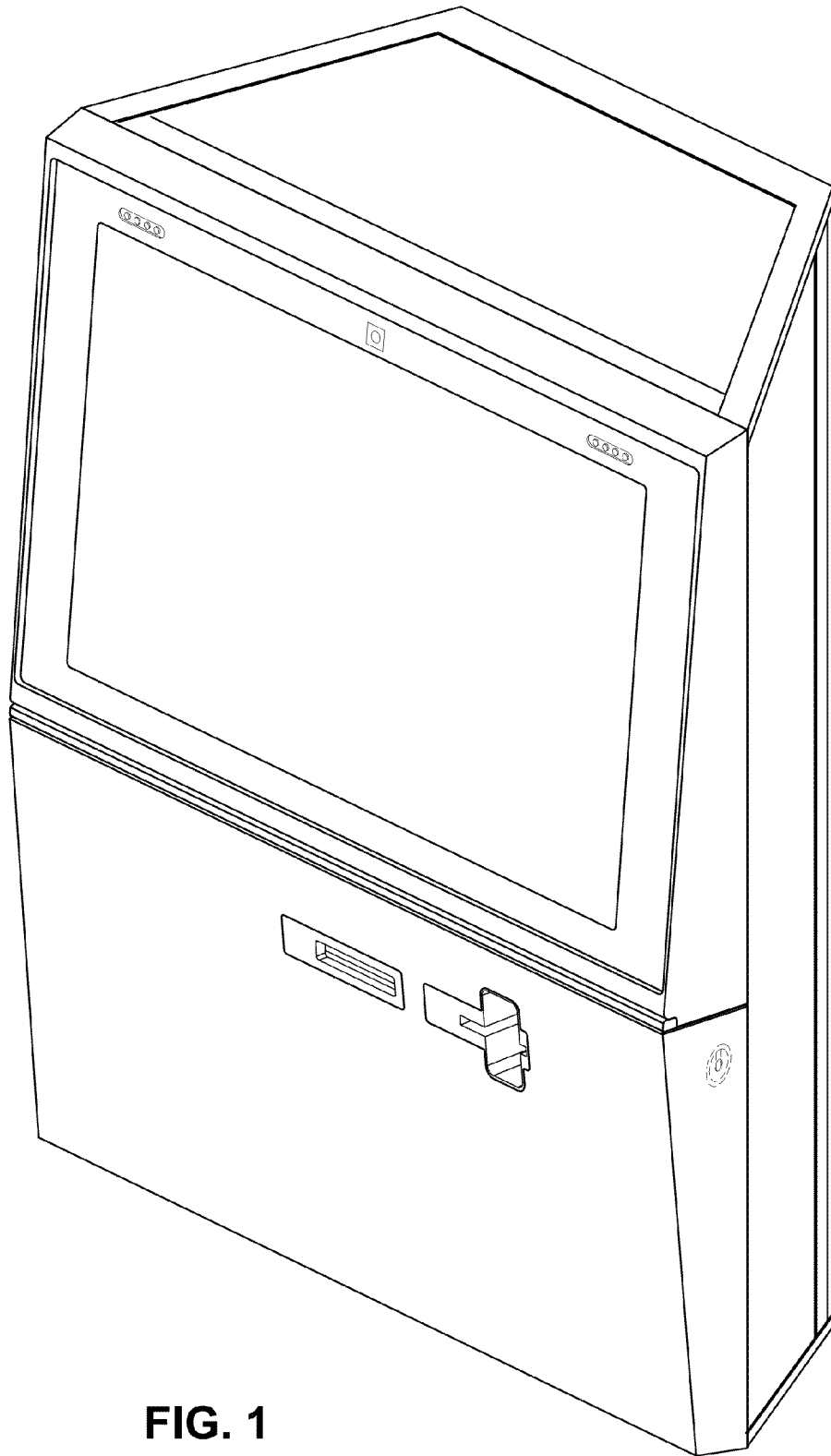


FIG. 1

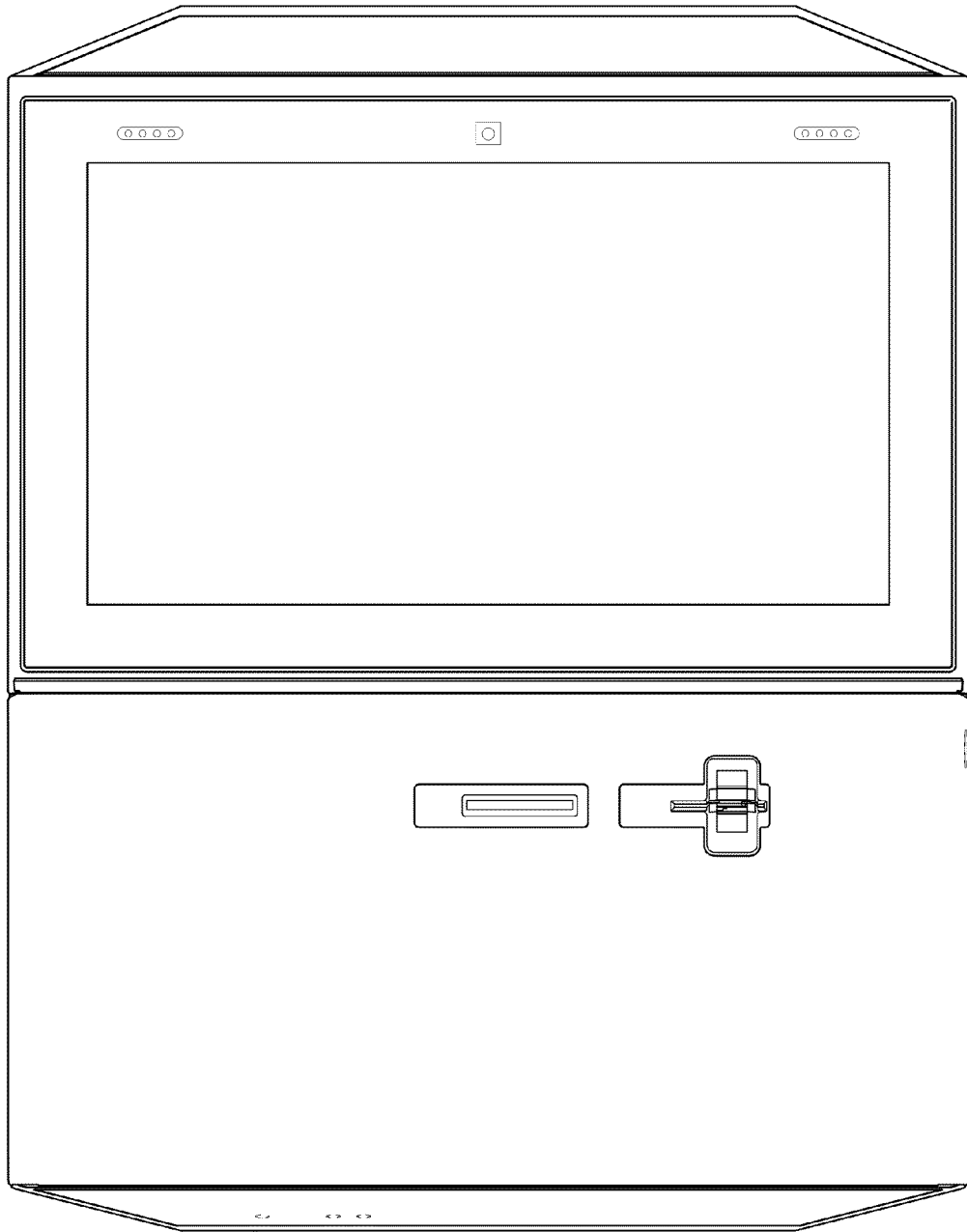


FIG. 2

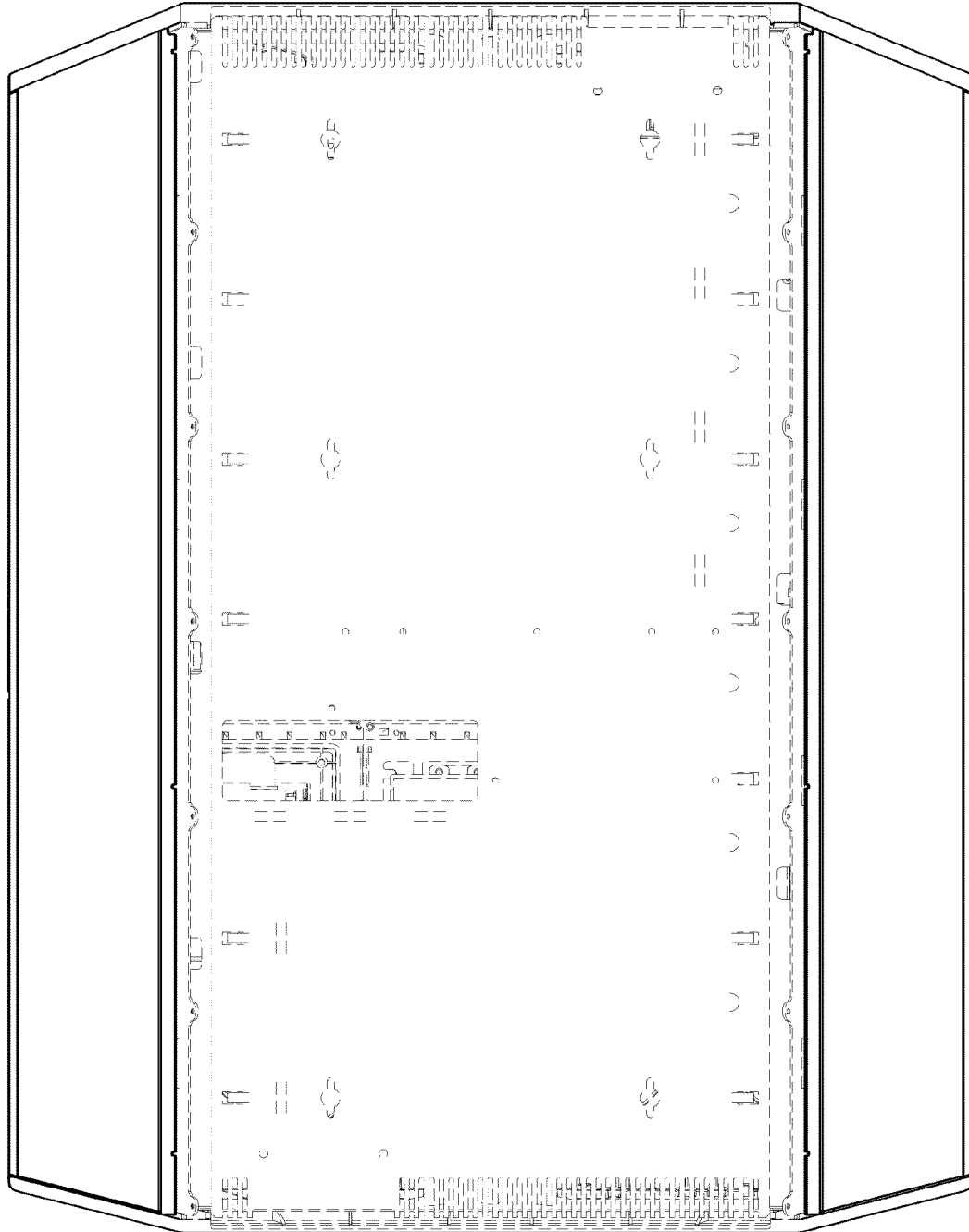


FIG. 3



FIG. 4

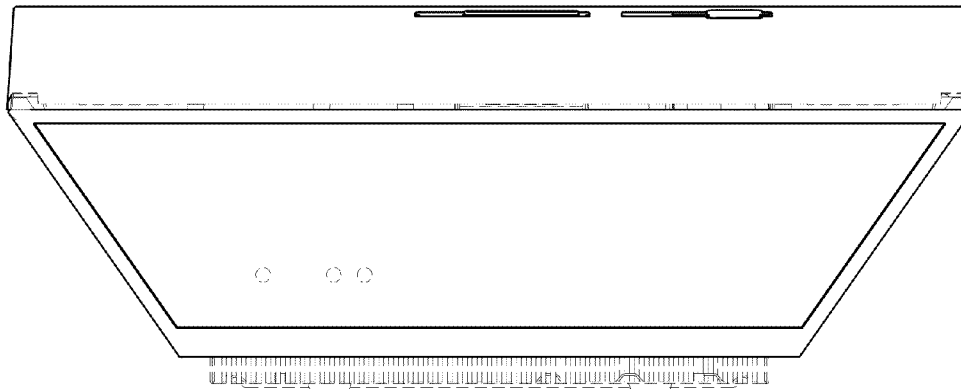


FIG. 5

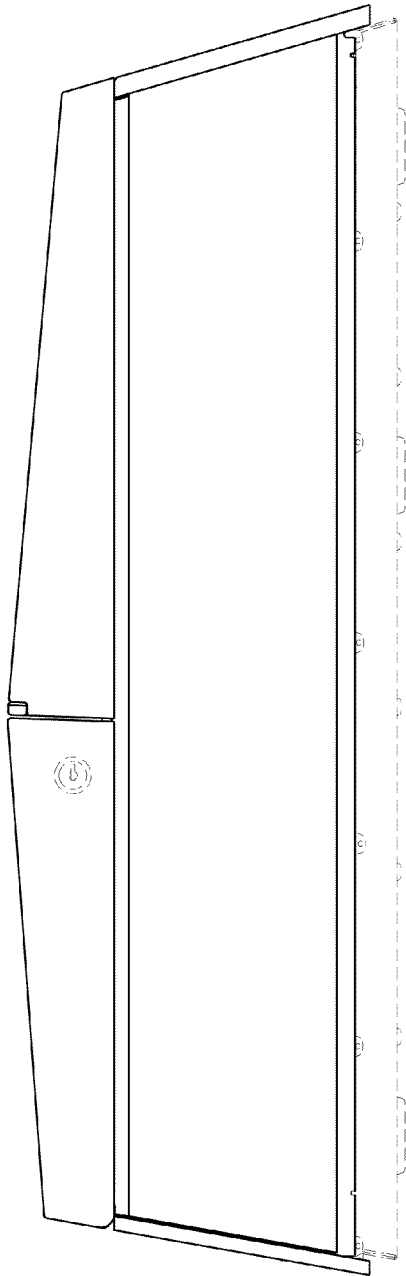


FIG. 6

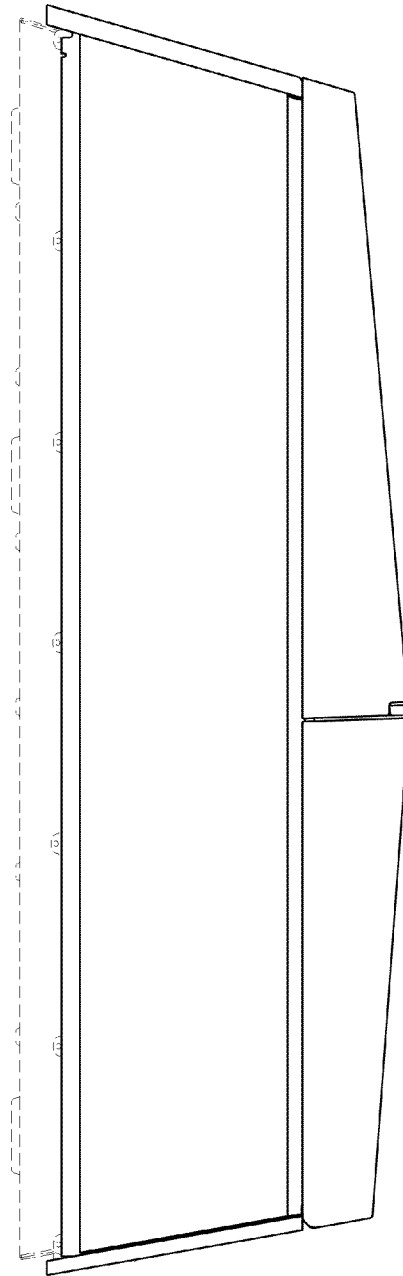


FIG. 7




FIG. 8




FIG. 9

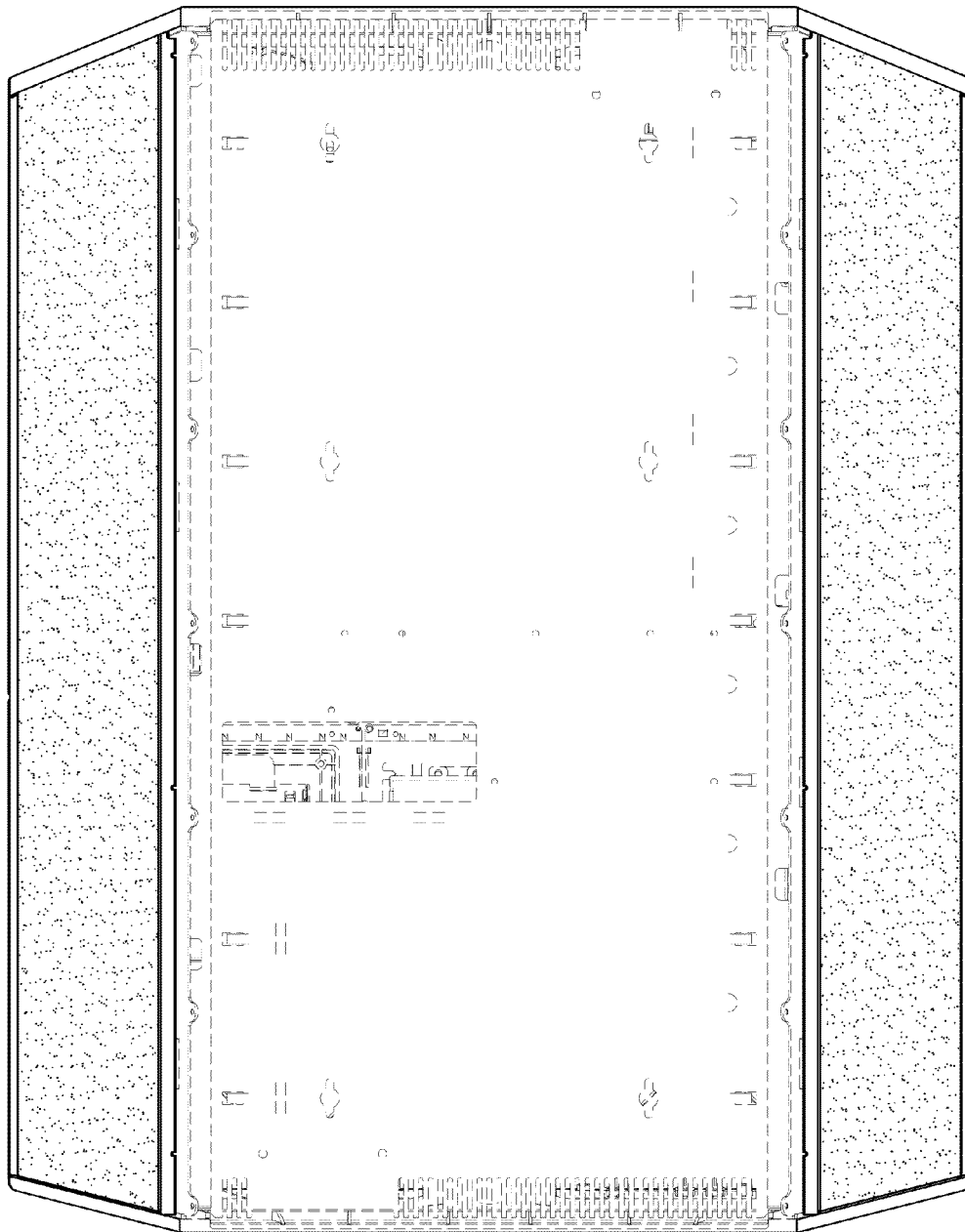


FIG. 10

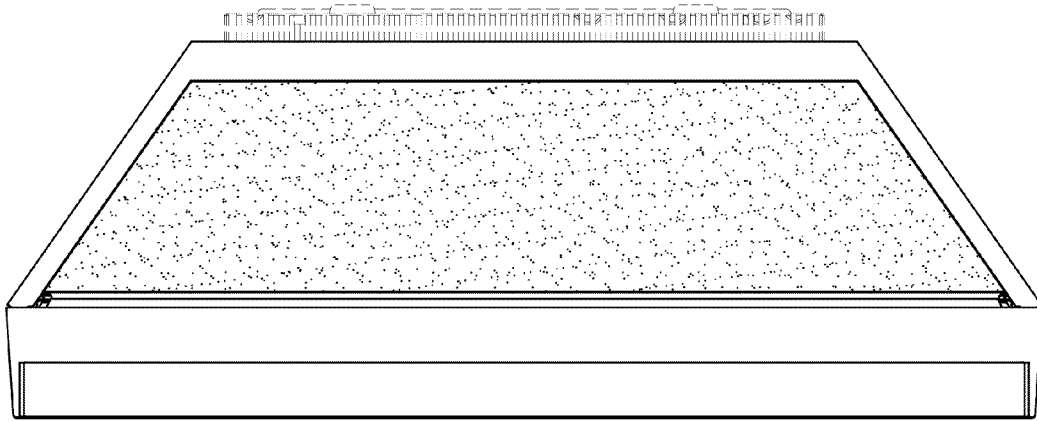


FIG. 11




FIG. 12

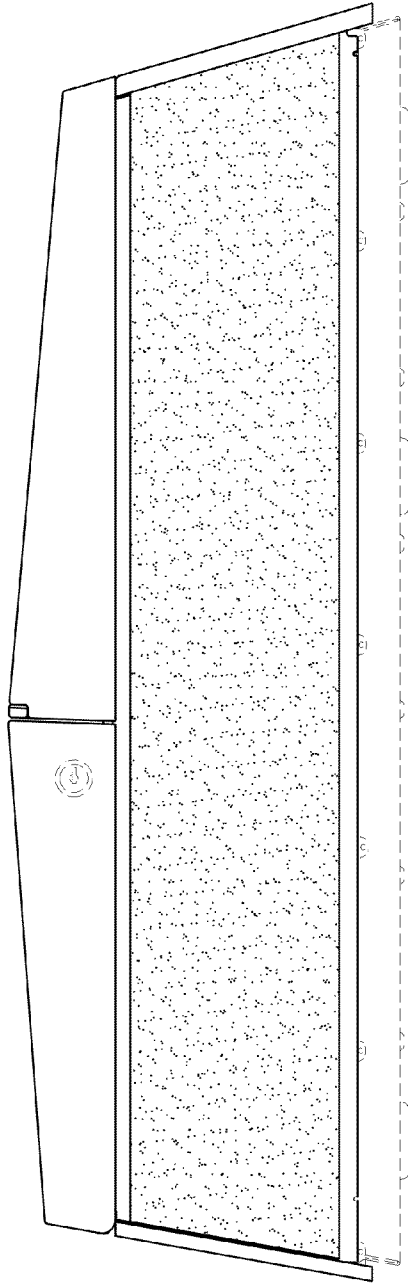


FIG. 13

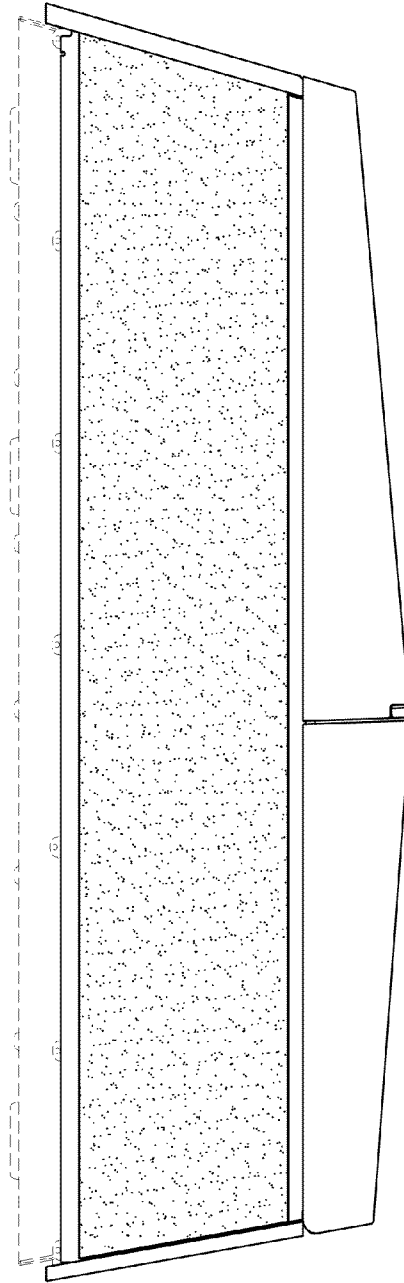


FIG. 14

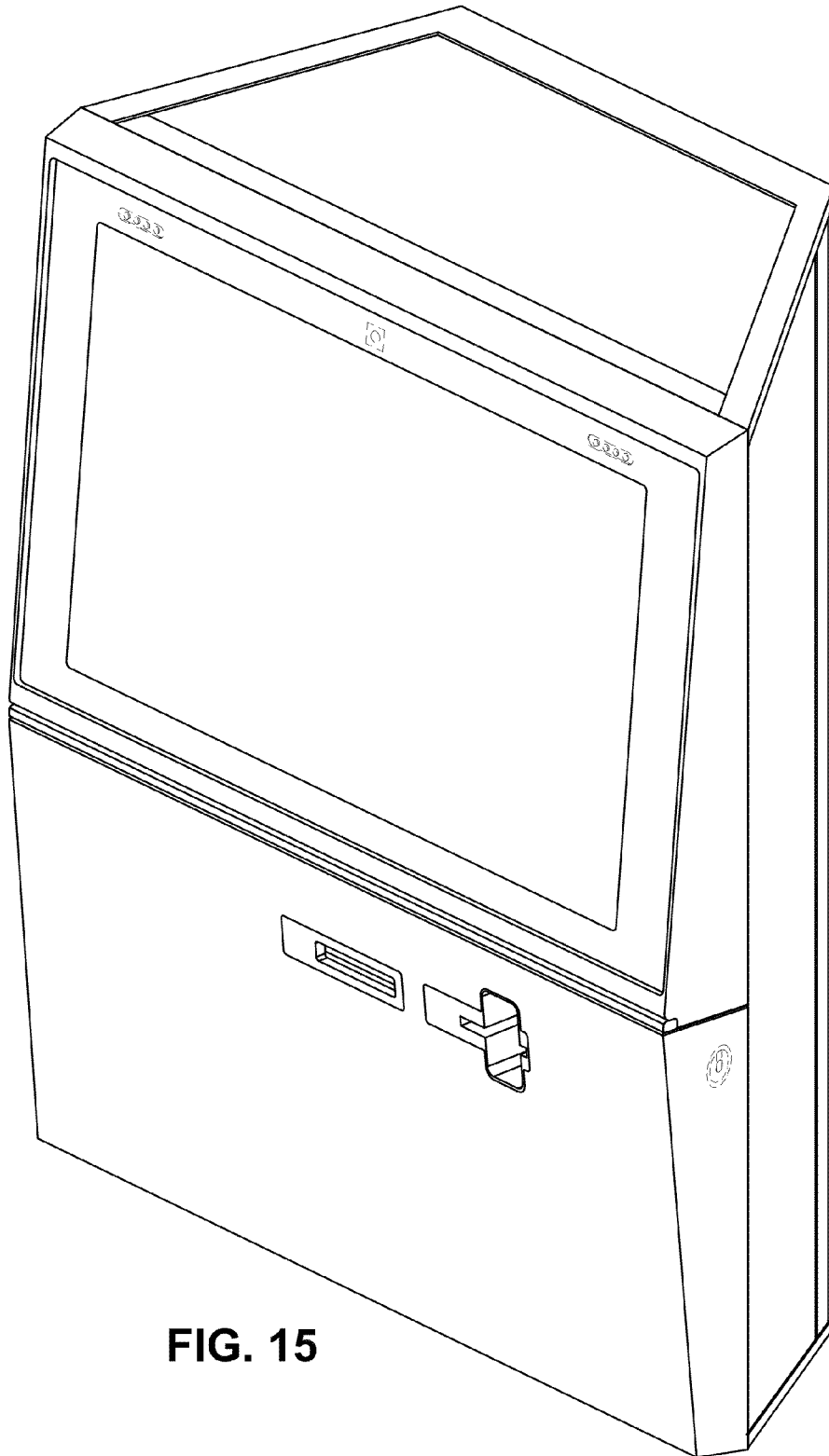


FIG. 15




FIG. 16

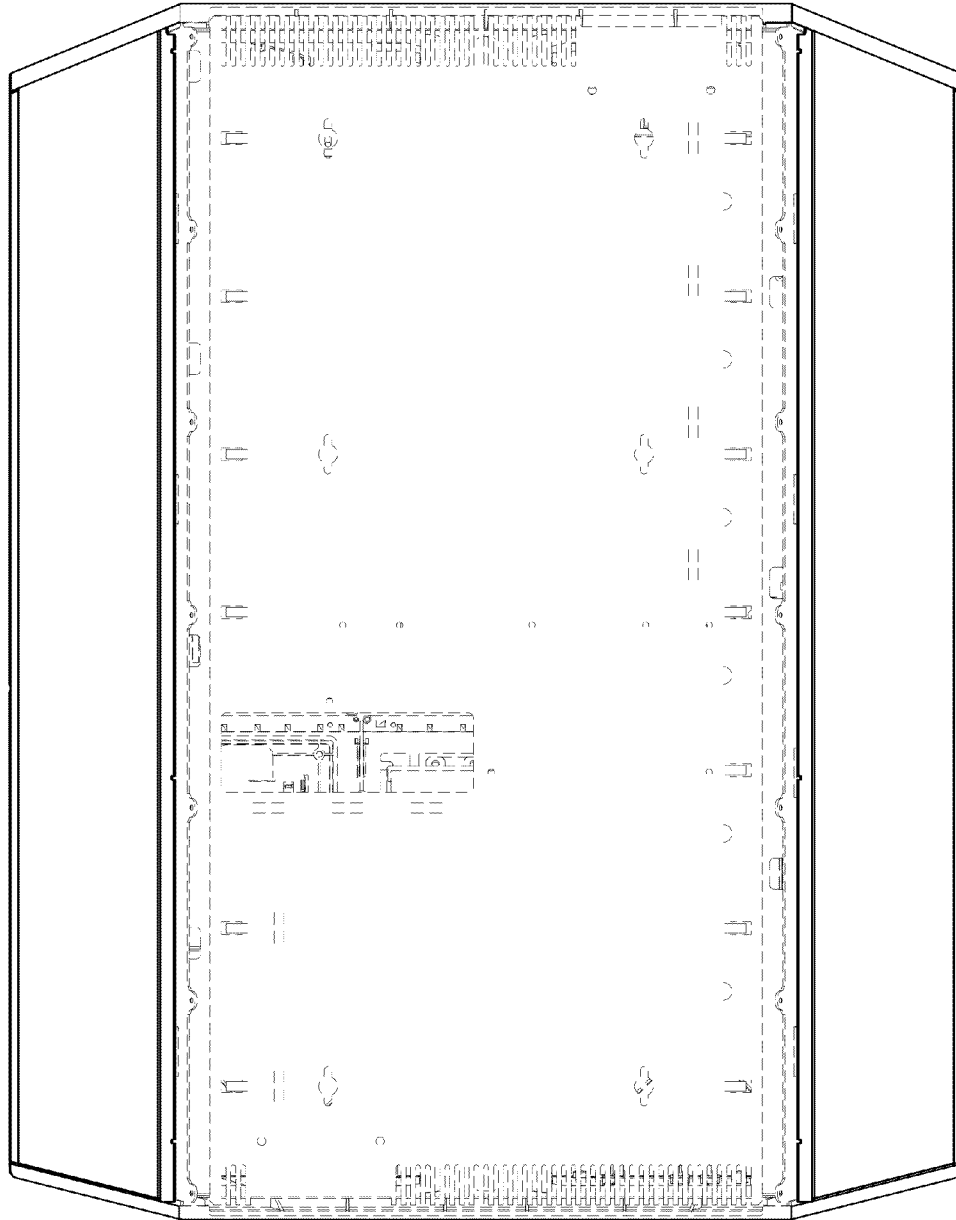


FIG. 17




FIG. 18

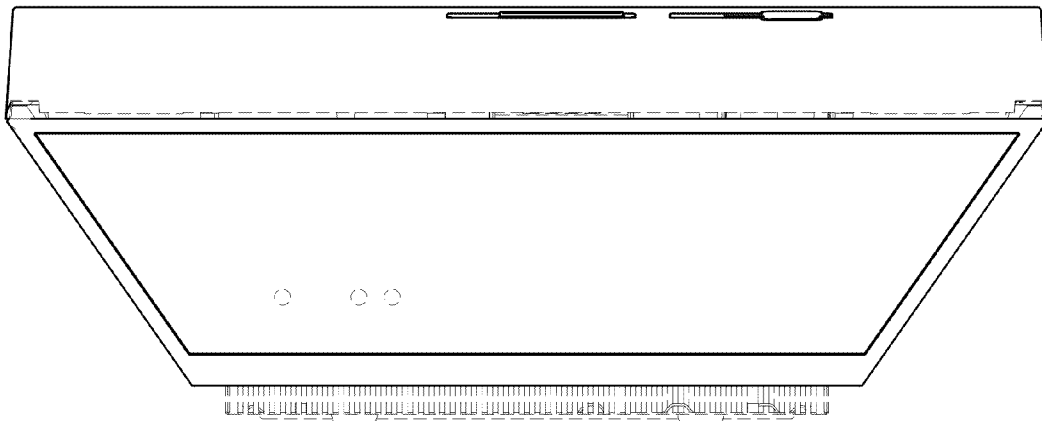


FIG. 19

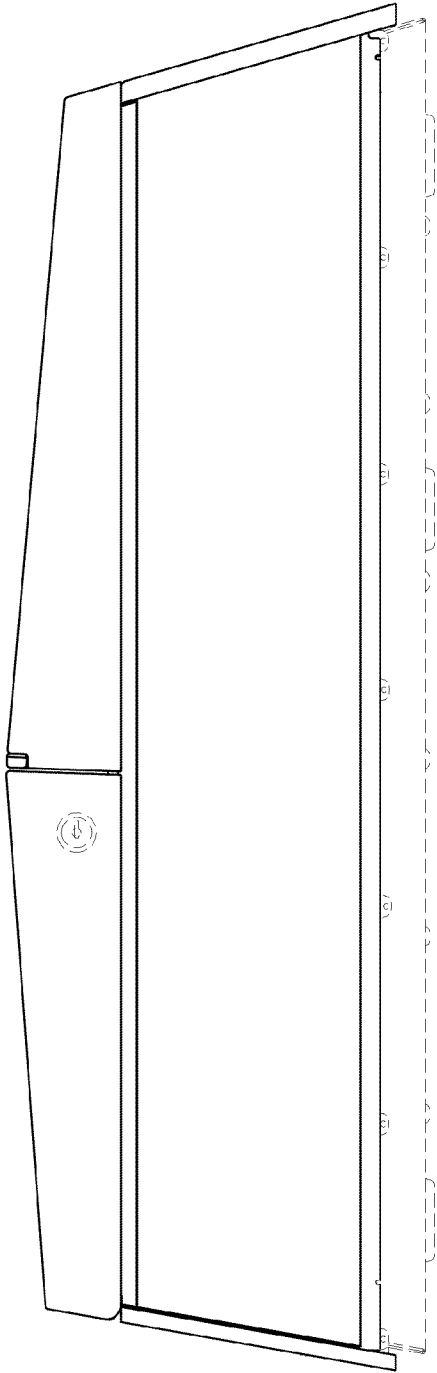


FIG. 20

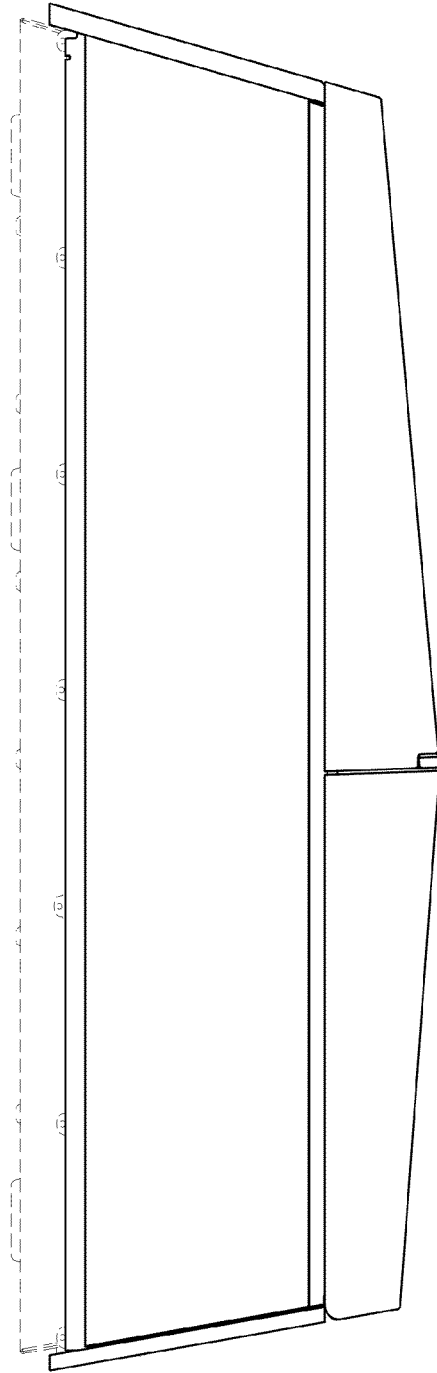


FIG. 21

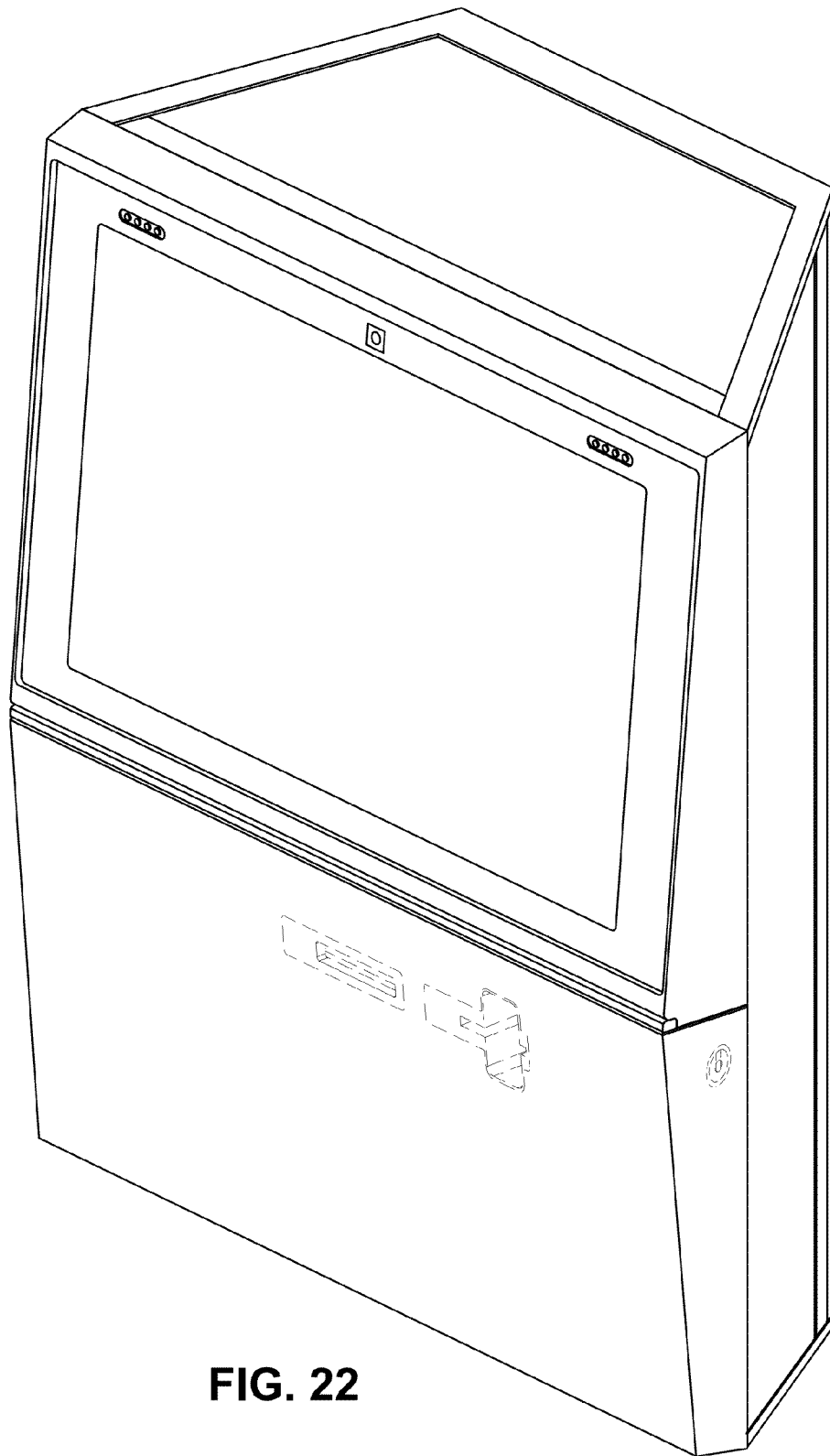


FIG. 22




FIG. 23

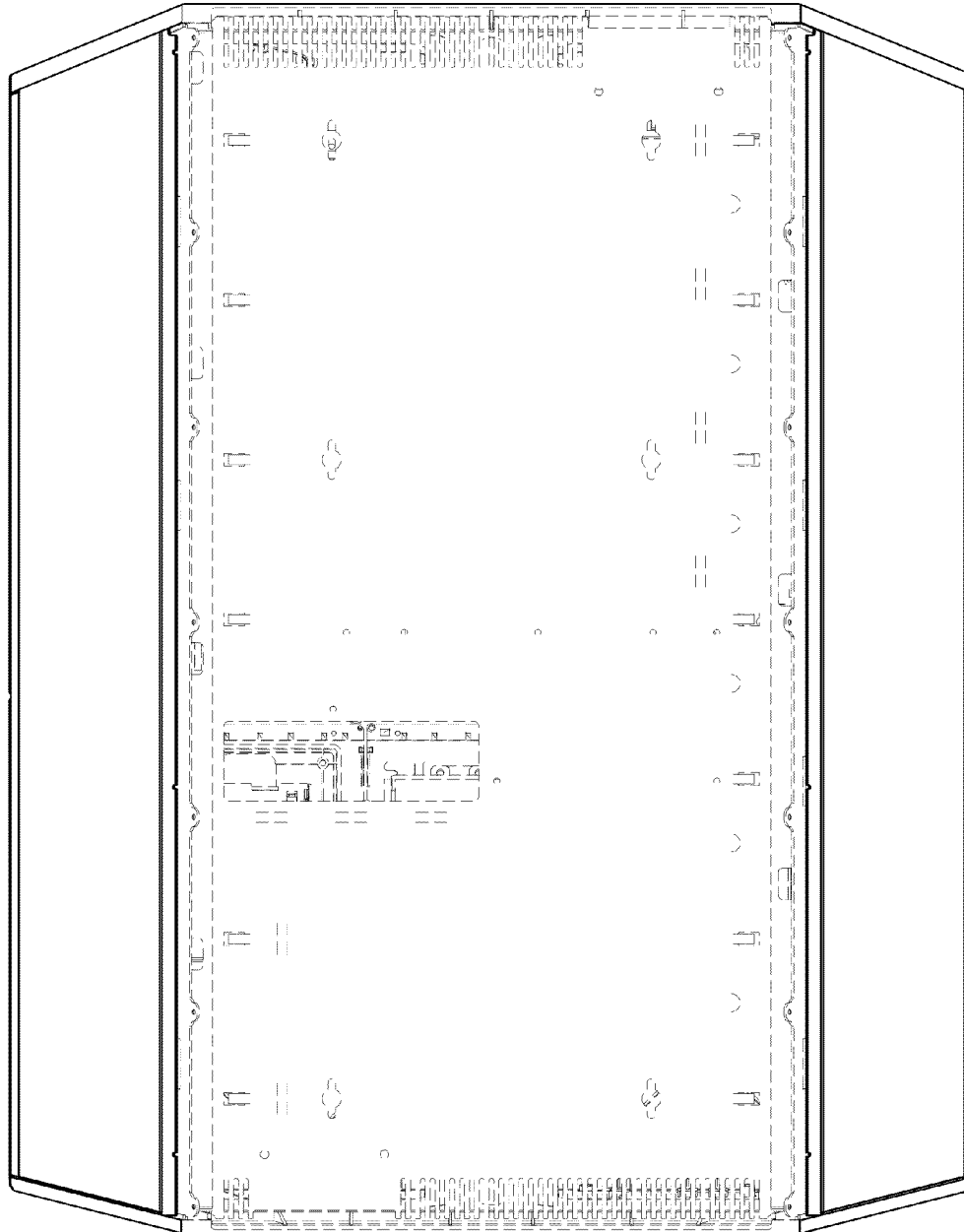


FIG. 24



FIG. 25




FIG. 26

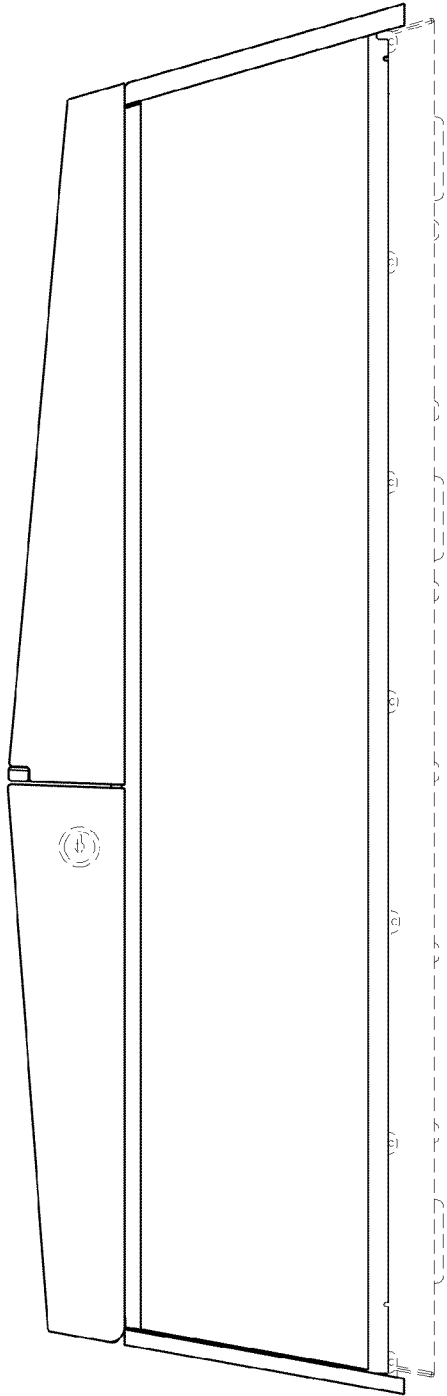


FIG. 27

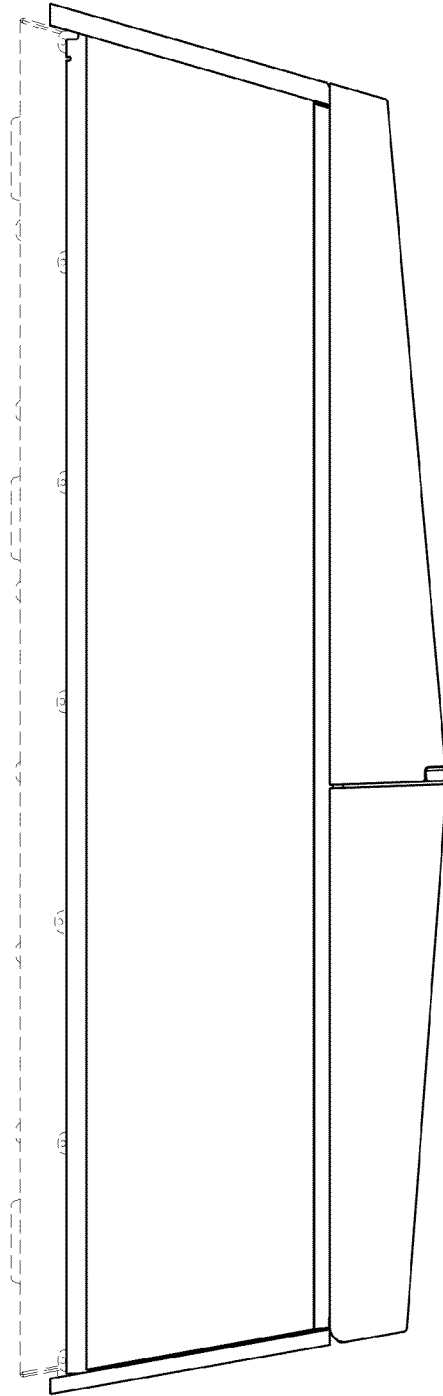


FIG. 28




FIG. 29




FIG. 30




FIG. 31




FIG. 32




FIG. 33

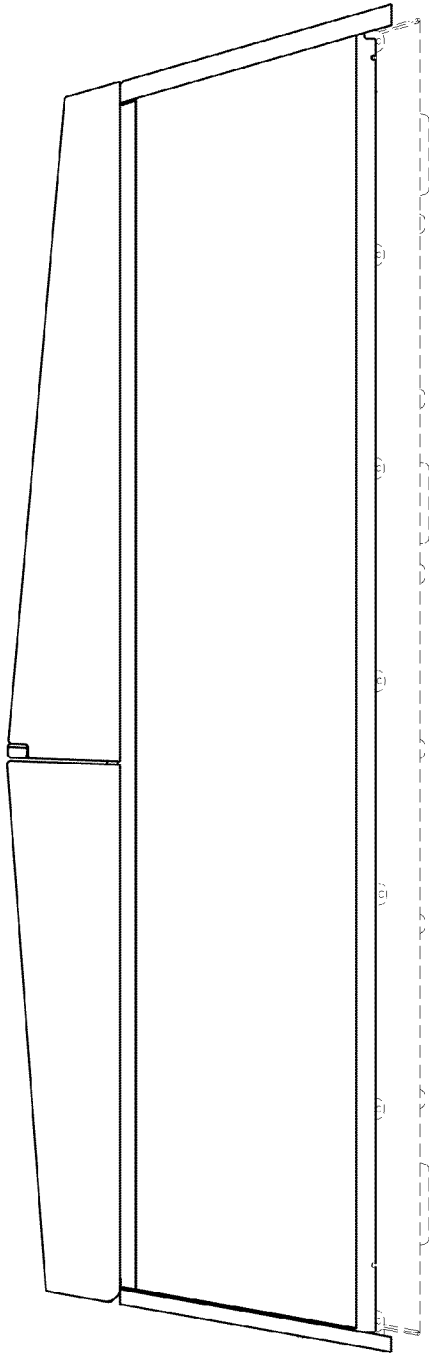


FIG. 34

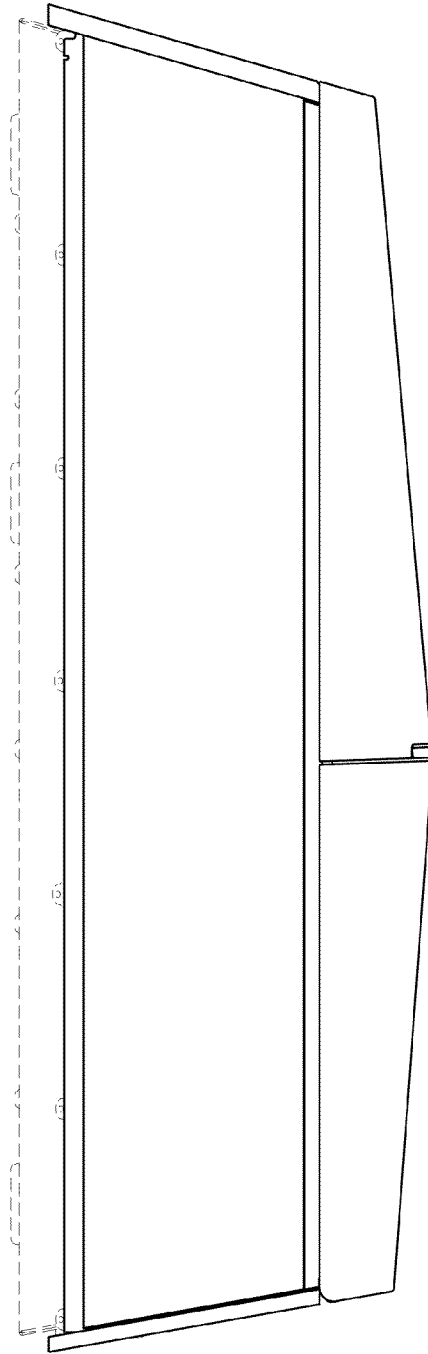


FIG. 35




FIG. 36




FIG. 37

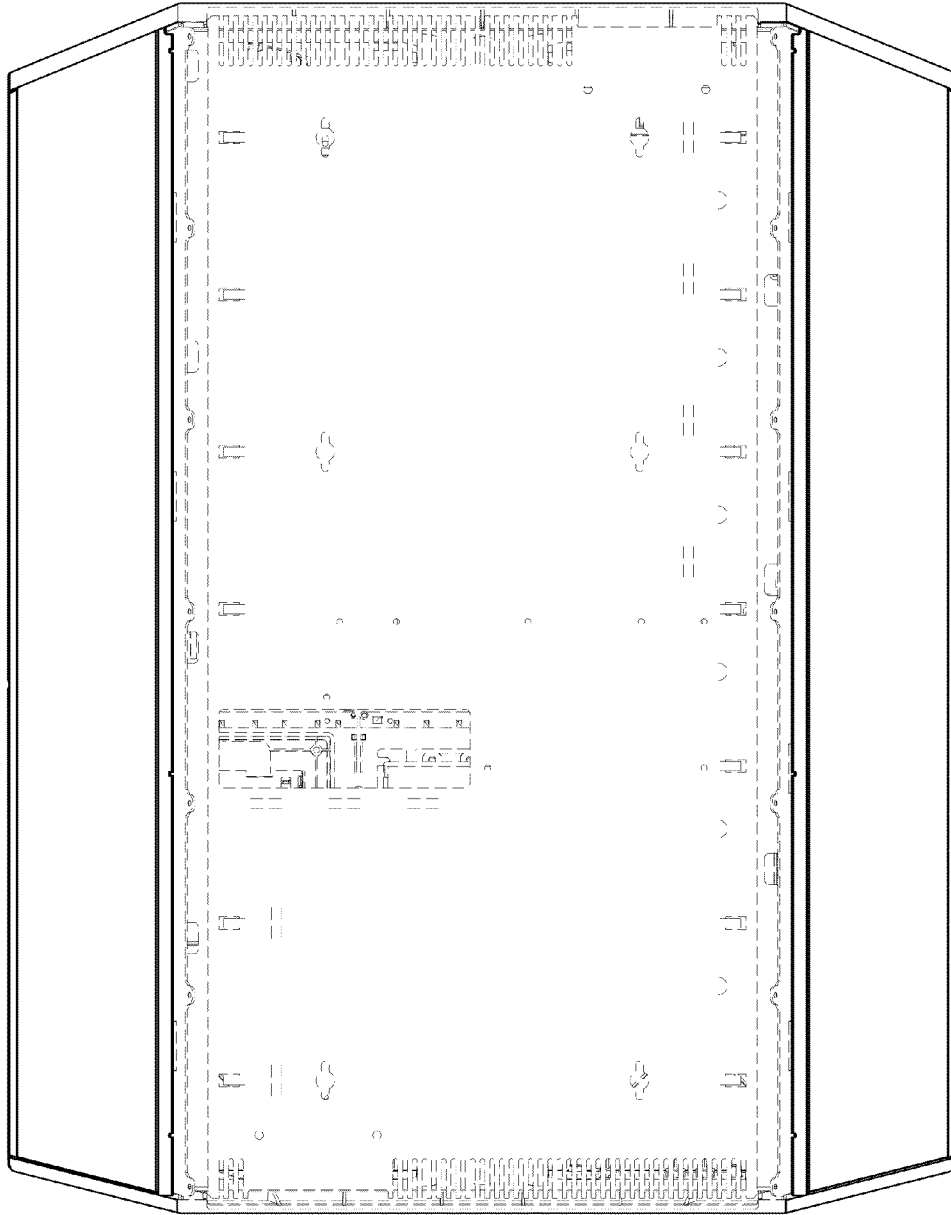


FIG. 38




FIG. 39

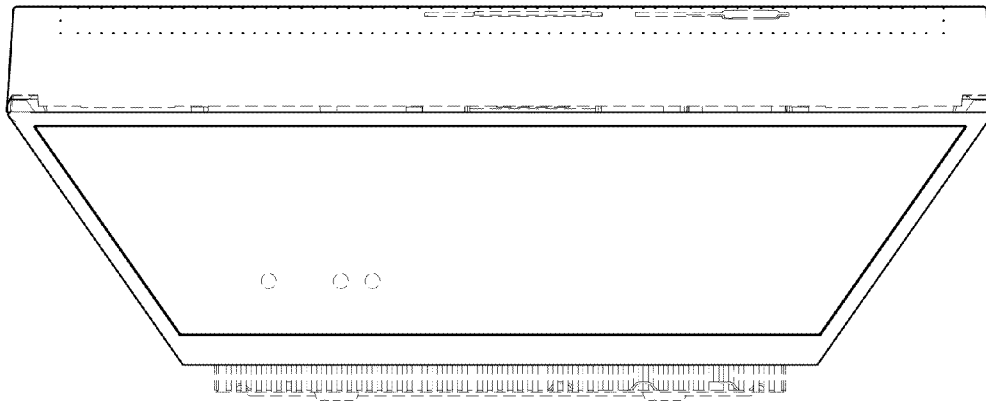


FIG. 40

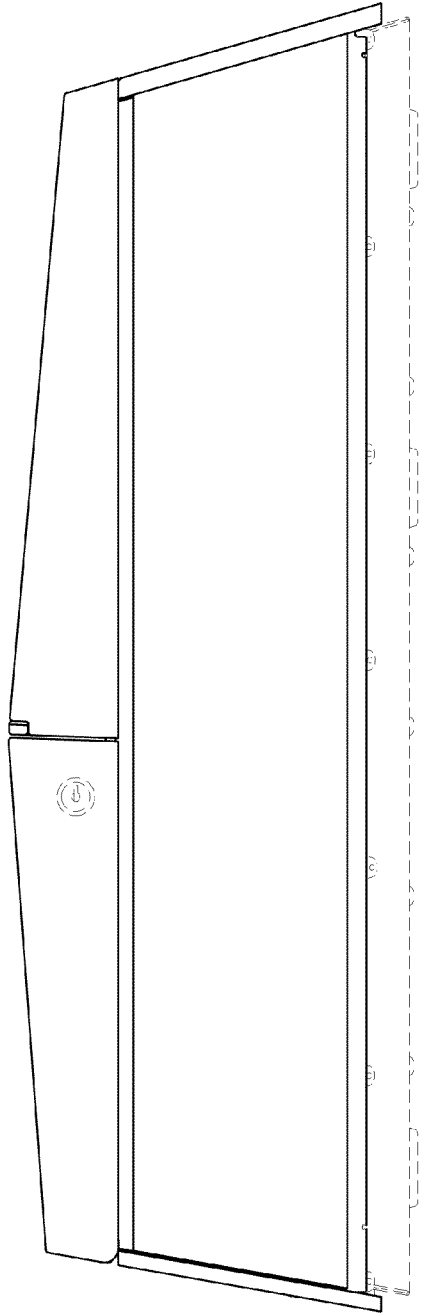


FIG. 41

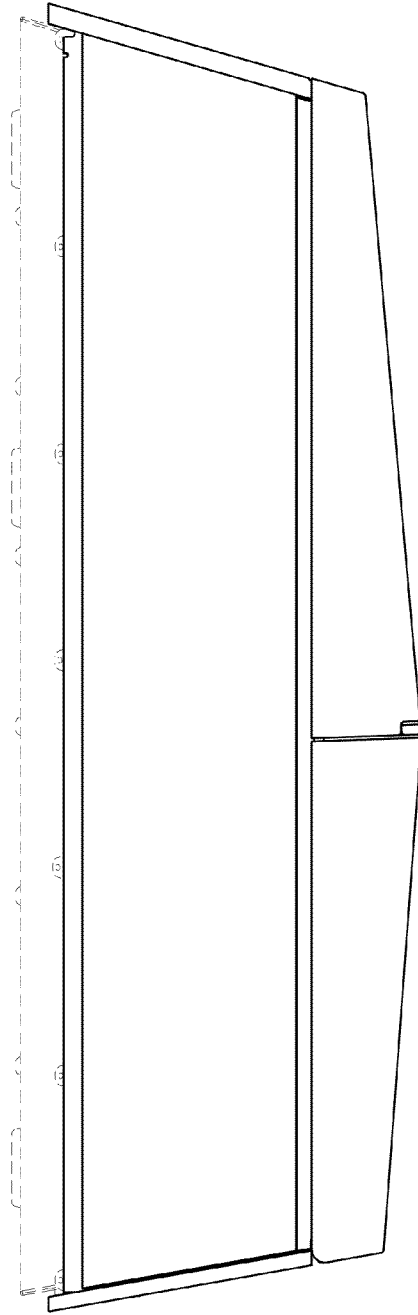


FIG. 42

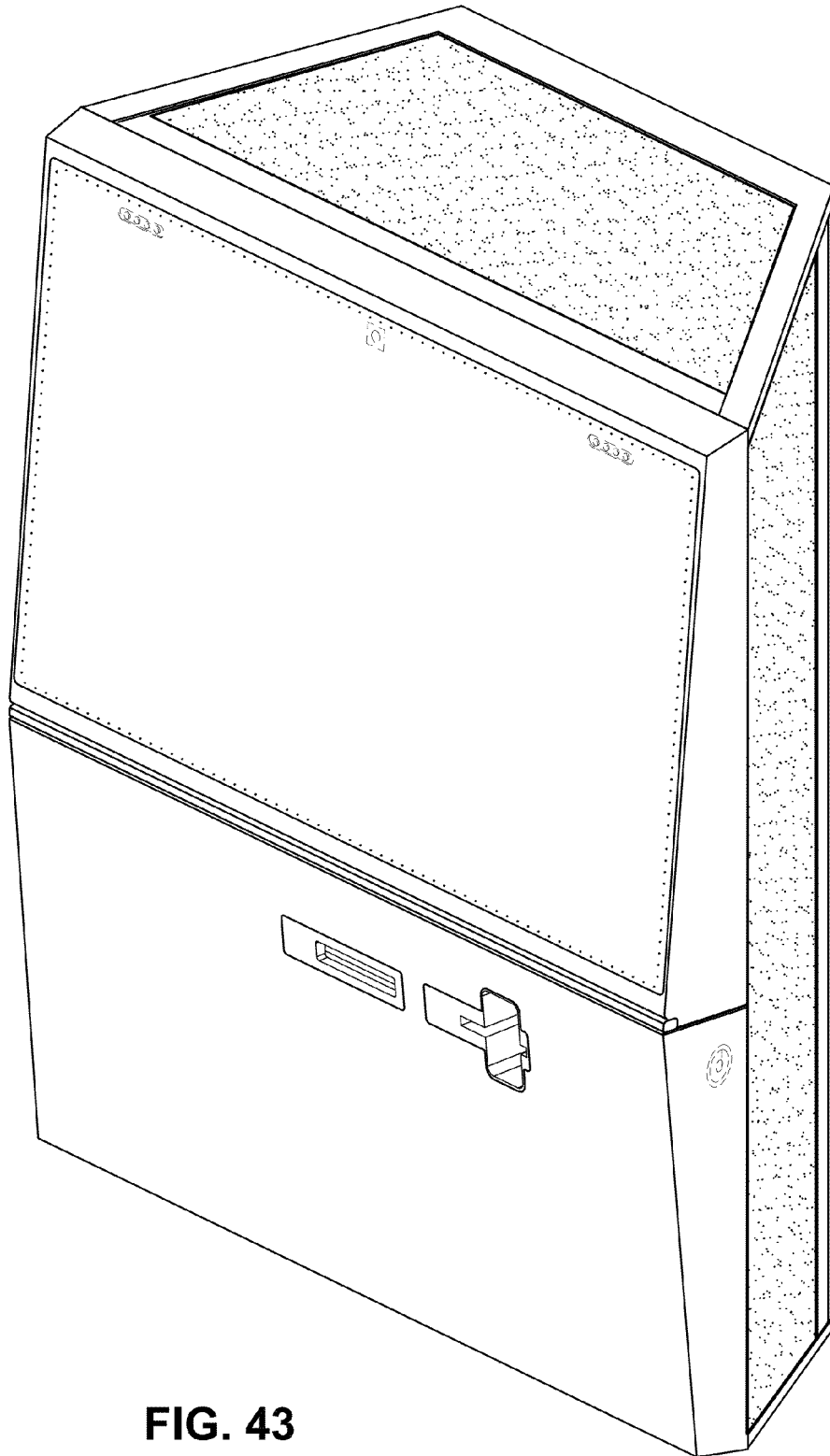


FIG. 43




FIG. 44

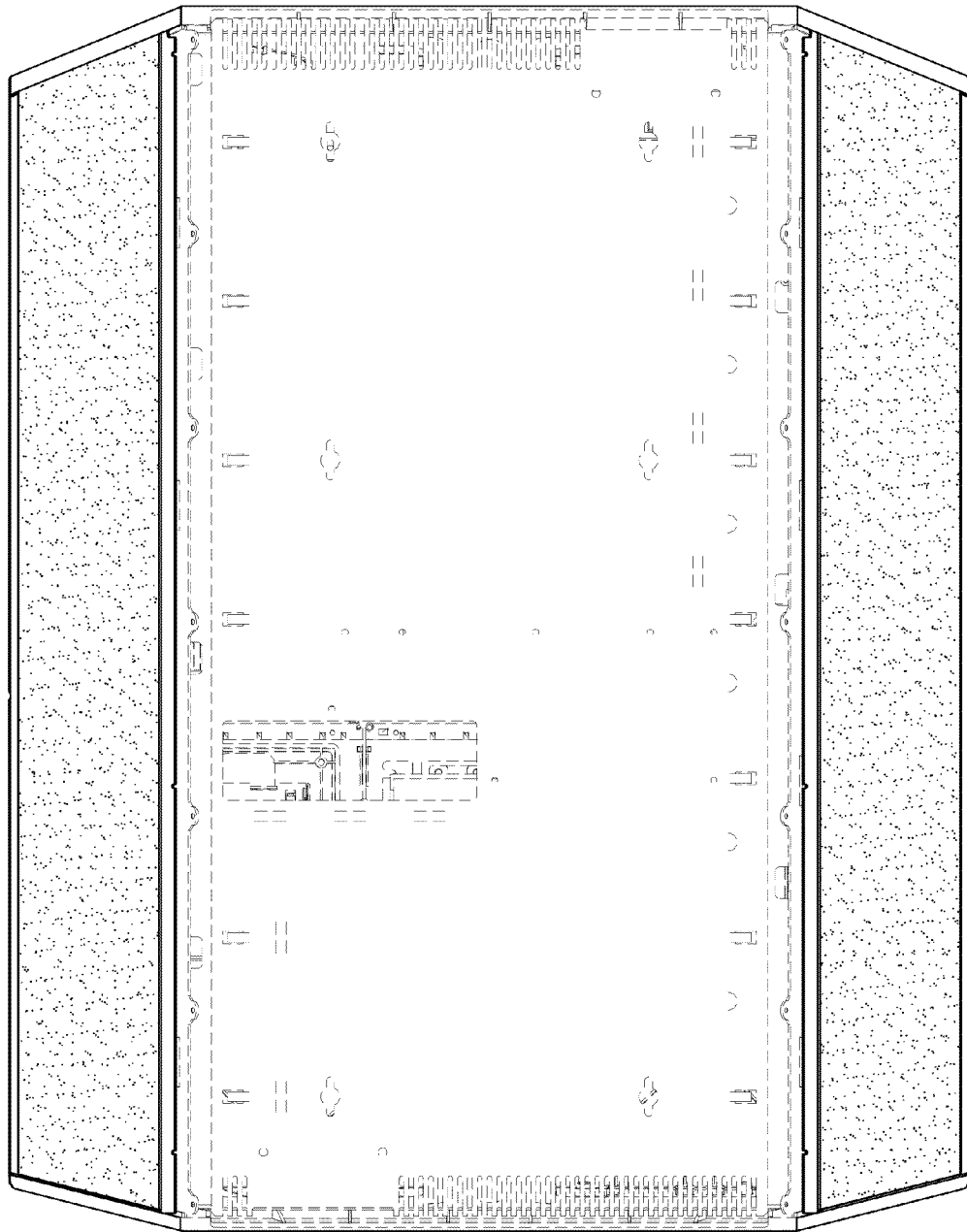


FIG. 45

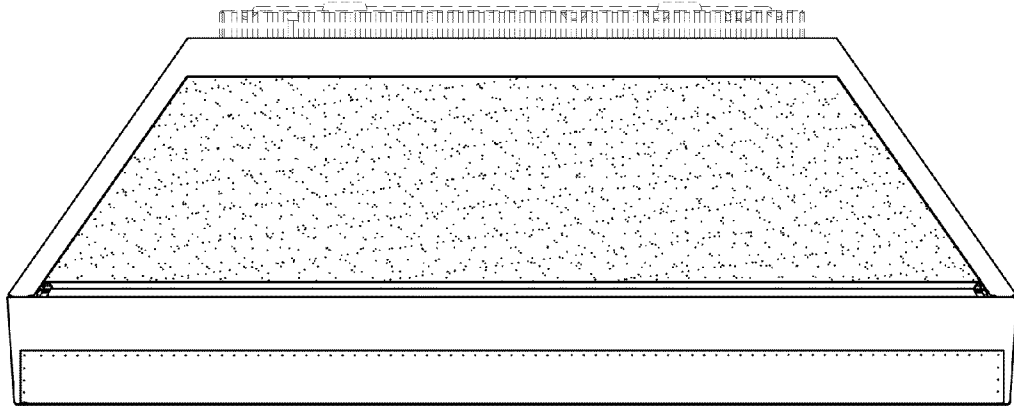


FIG. 46

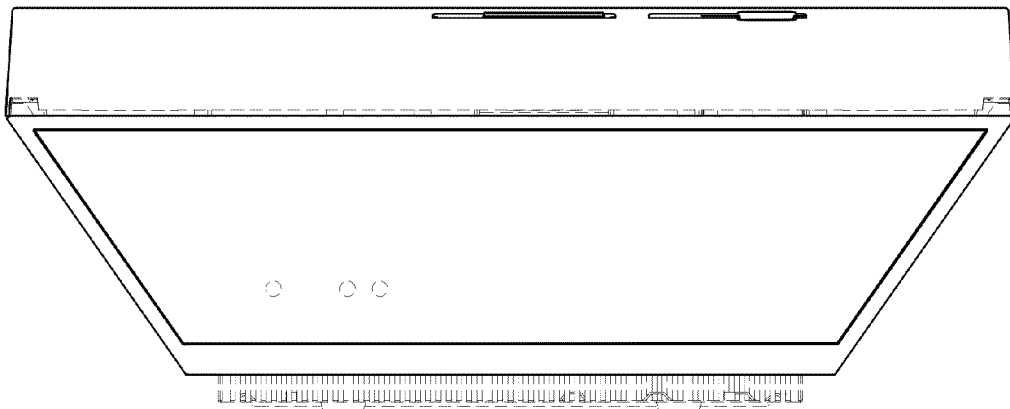


FIG. 47

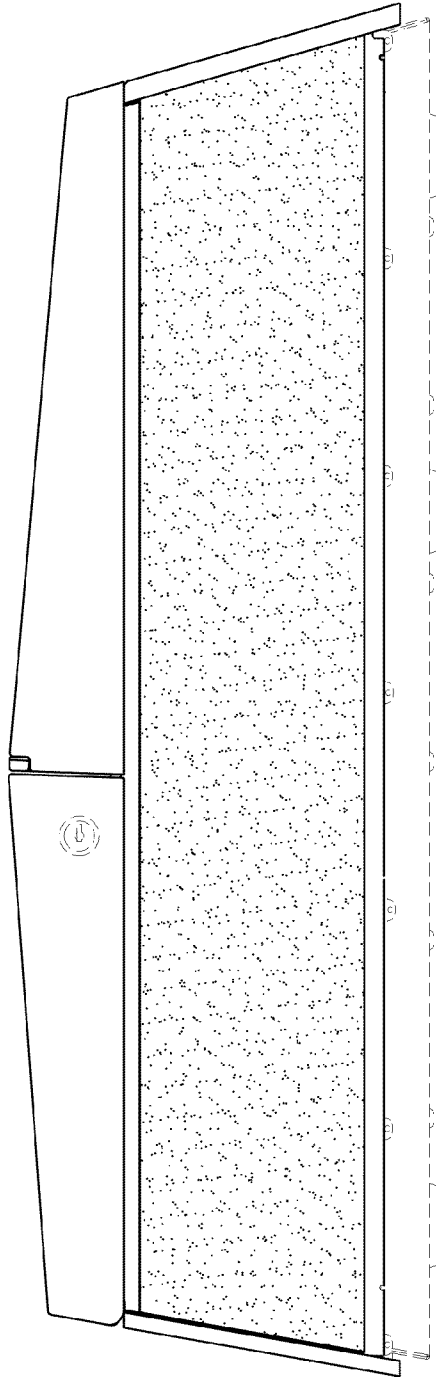


FIG. 48

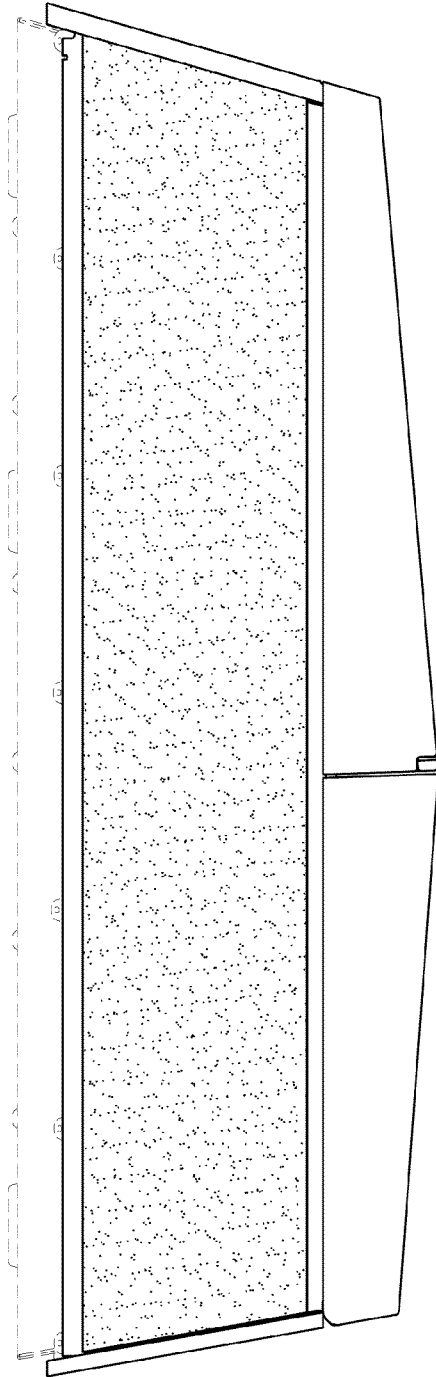


FIG. 49