



US00D332311S

United States Patent [19]

[11] Patent Number: Des. 332,311

Redding

[45] Date of Patent: ** Jan. 5, 1993

[54] DISPOSABLE IV POLE

4,511,157 4/1985 Wilt .
4,725,027 2/1988 Bekanich .
4,892,279 1/1990 Lafferty .

[76] Inventor: **Rachelle D. Redding**, 1652 W. Walnut, Chicago, Ill. 60612

FOREIGN PATENT DOCUMENTS

[**] Term: **14 Years**

230759 2/1910 Fed. Rep. of Germany .

[21] Appl. No.: **584,888**

Primary Examiner—Louis S. Zarfes
Attorney, Agent, or Firm—Terry M. Gernstein

[22] Filed: **Sep. 19, 1990**

[52] U.S. Cl. **D24/128; D6/411**

[58] Field of Search **D24/128; D6/411, 462; 108/6; 312/213, 281; 248/102-107, 318, 311.3**

[57] CLAIM

The ornamental design for a disposable IV pole, as shown and described.

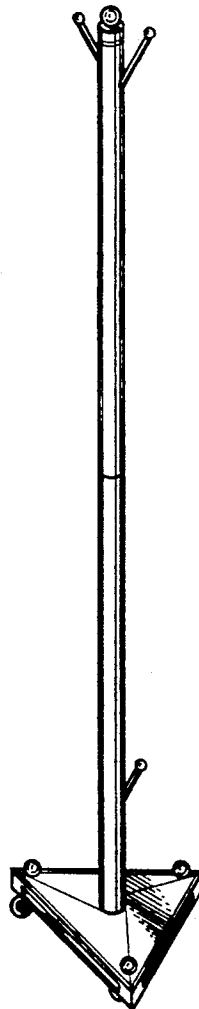
[56] References Cited

U.S. PATENT DOCUMENTS

D. 60,639	3/1922	Batts	D6/411
D. 141,722	6/1945	Mankki	D6/411
D. 147,562	9/1947	Kirkpatrick	D6/411
D. 166,615	4/1952	Loughlin	D6/411
D. 252,300	7/1979	Pryor	D6/411 X
D. 315,214	3/1991	Nowak	D24/128
D. 323,080	1/1992	Allen	D6/411
3,709,556	6/1973	Allard	

DESCRIPTION

FIG. 1 is a perspective view of a disposable IV pole showing my new design;
FIG. 2 is a front elevational view thereof;
FIG. 3 is a side elevational view thereof, the side opposite being a mirror image of the side shown in FIG. 3;
FIG. 4 is a rear elevational view thereof;
FIG. 5 is a top plan view thereof; and,
FIG. 6 is a bottom plan view thereof.



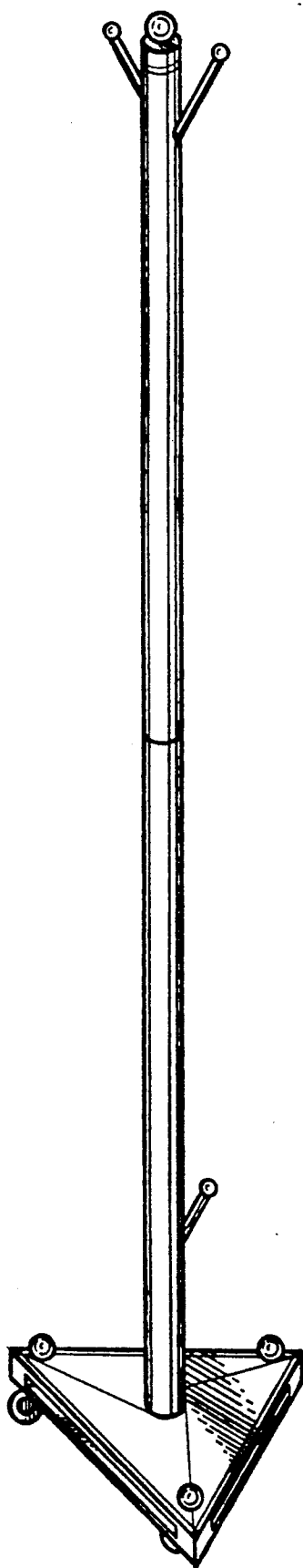


FIG. 1

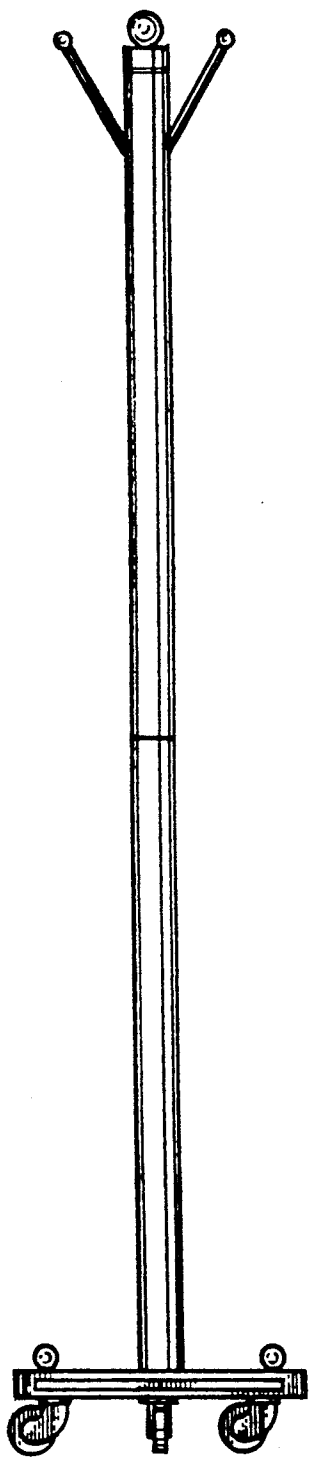


FIG. 2

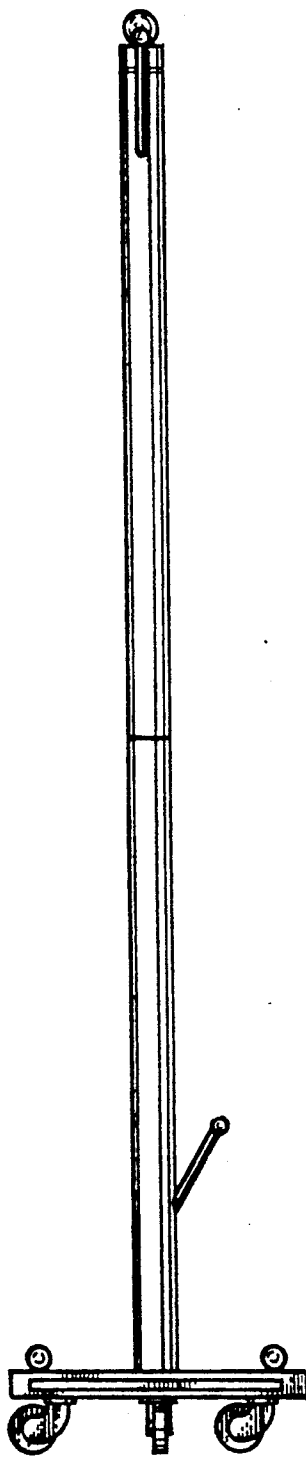


FIG. 3

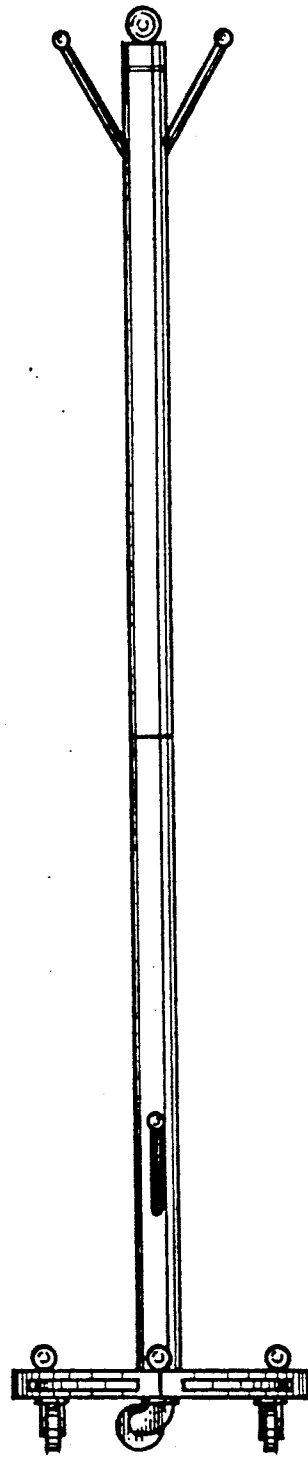


FIG. 4

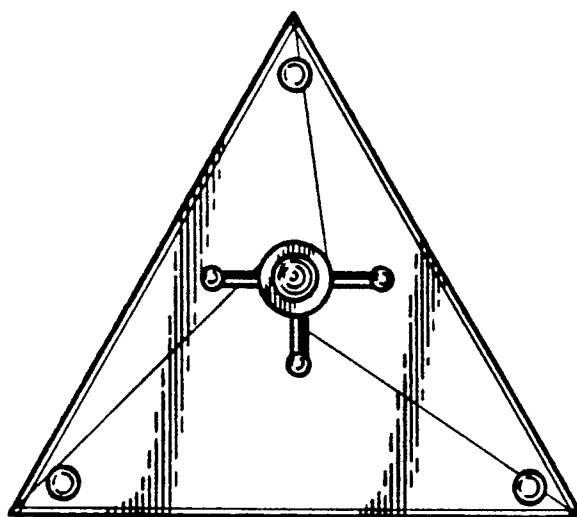


FIG. 5

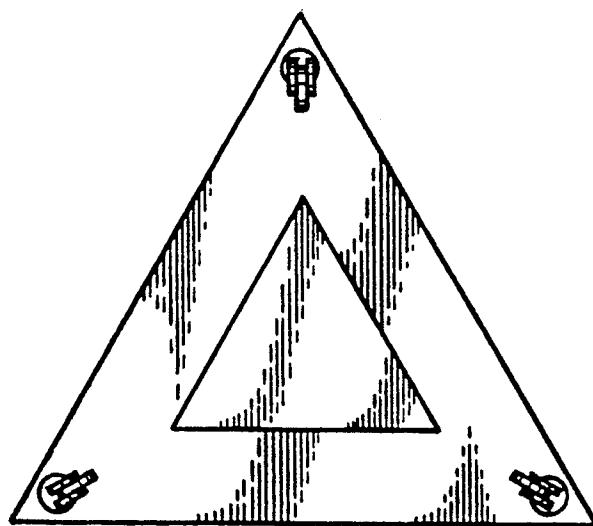


FIG. 6