



US00D697709S

(12) **United States Design Patent**  
**Klüsener**

(10) **Patent No.:** **US D697,709 S**

(45) **Date of Patent:** **\*\* Jan. 21, 2014**

(54) **MOBILE PHONE CASE**

(71) Applicant: **Martin Klüsener**, Cologne (DE)

(72) Inventor: **Martin Klüsener**, Cologne (DE)

(\*\*) Term: **14 Years**

(21) Appl. No.: **29/437,162**

(22) Filed: **Nov. 14, 2012**

(51) **LOC (10) Cl.** ..... **03-01**

(52) **U.S. Cl.**  
USPC ..... **D3/218**

(58) **Field of Classification Search**  
USPC ..... D3/218, 219, 201, 215, 226, 228, 269,  
D3/247-249, 272-273, 303; 206/305, 320;  
455/575.1-575.8; 379/455; 224/666,  
224/674-677, 680-683, 240, 901;  
D14/496, 250, 253

See application file for complete search history.

(56) **References Cited**

U.S. PATENT DOCUMENTS

D424,803 S \* 5/2000 Kojoori ..... D3/249  
D435,340 S \* 12/2000 Kojoori ..... D3/247  
D680,323 S \* 4/2013 Phillips et al. .... D3/218

\* cited by examiner

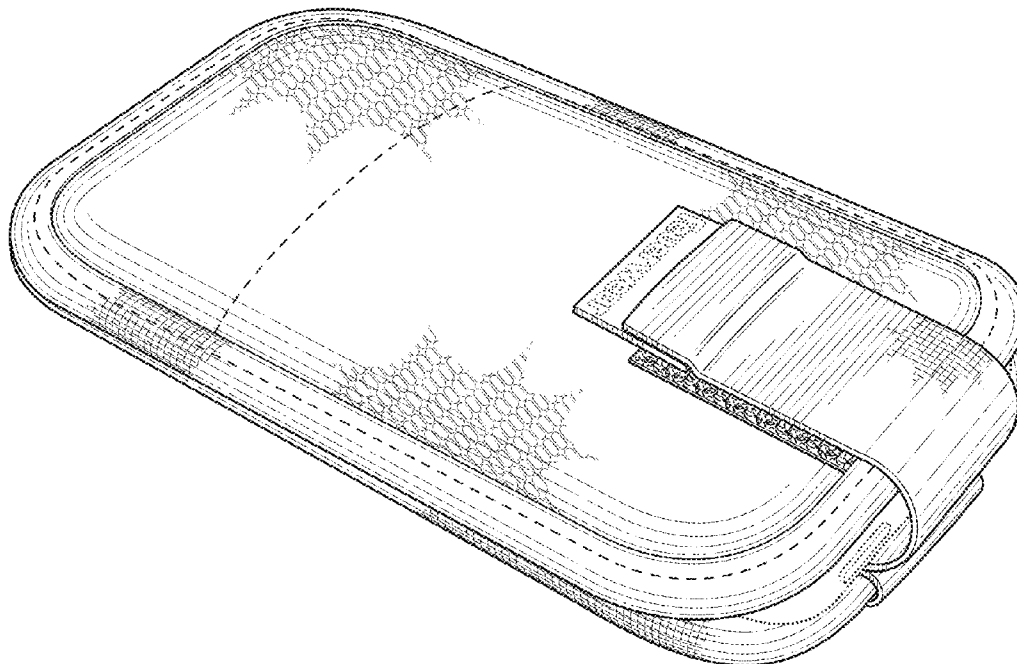
*Primary Examiner* — Catheri Oliver-Garcia

(57) **CLAIM**  
The ornamental design for a mobile phone case, as shown.

**DESCRIPTION**

FIG. 1 is a perspective view of a case showing my new design;  
FIG. 2 is a top view thereof;  
FIG. 3 is a bottom view thereof;  
FIG. 4 is a left side view of the case;  
FIG. 5 is a right side view thereof;  
FIG. 6 is a front view thereof; and,  
FIG. 7 is a rear view thereof.  
The broken line showing of environment in the drawings is included for the purpose of illustrating only and forms no part of the claimed design.

**1 Claim, 4 Drawing Sheets**



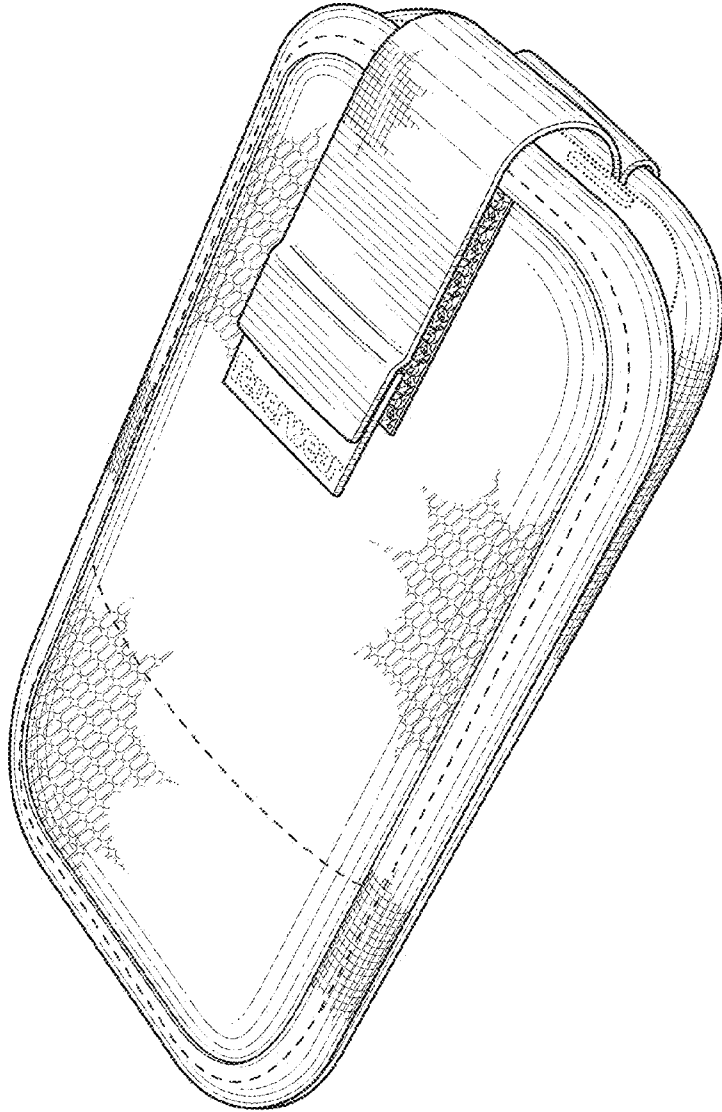


FIG. 1

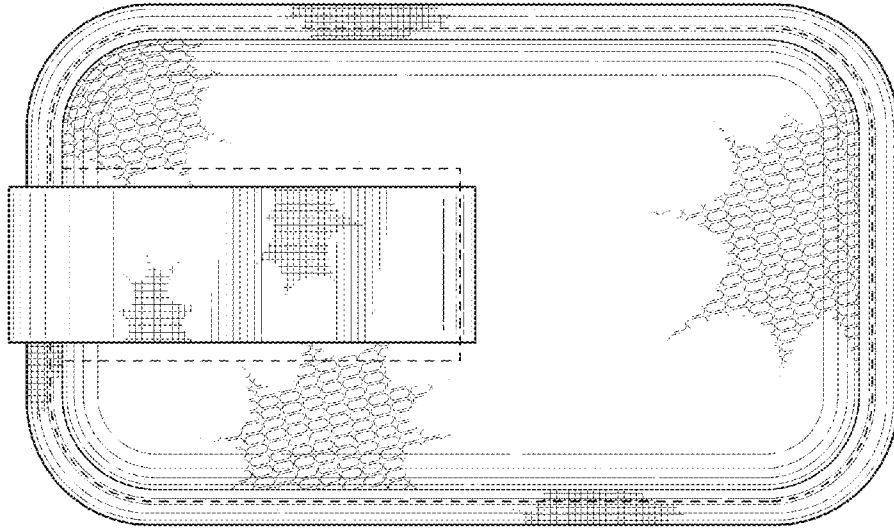


FIG. 3

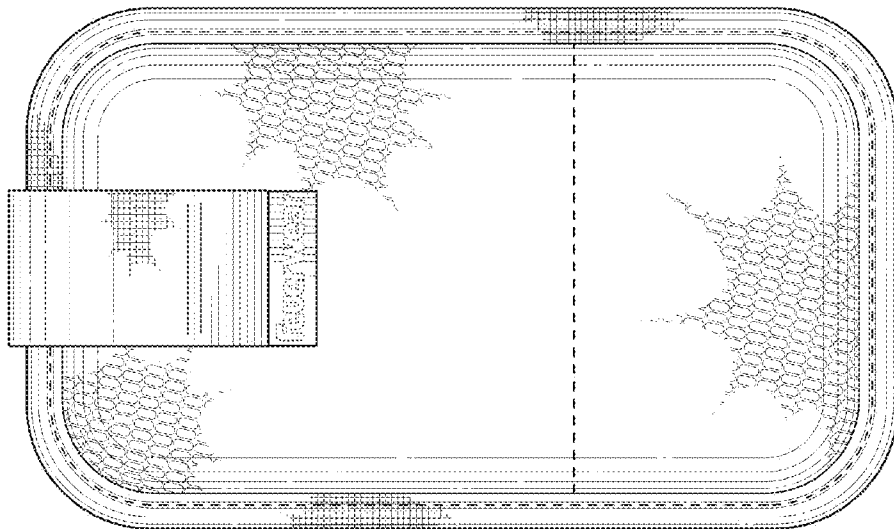


FIG. 2

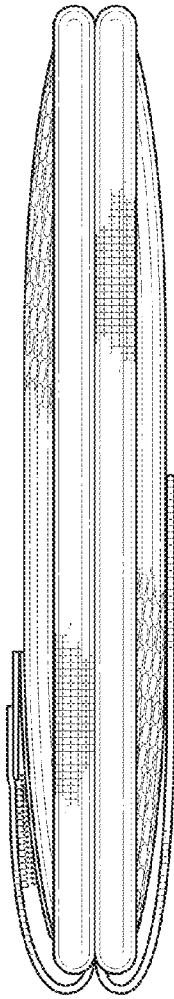


FIG. 4




FIG. 5

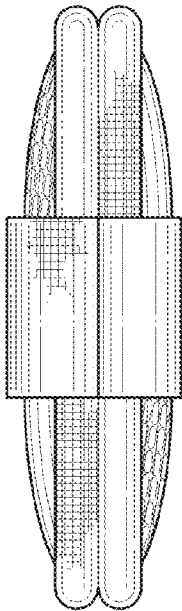


FIG. 6




FIG. 7