



US00D408631S

United States Patent [19]

[11] Patent Number: **Des. 408,631**

Dickinson et al.

[45] Date of Patent: ****Apr. 27, 1999**

[54] STORAGE BIN

[75] Inventors: **Thomas Dickinson**, St. Louis; **Martin Shawn Egan**, Ballwin, both of Mo.

[73] Assignee: **Contico International, Inc.**, St. Louis, Mo.

[**] Term: **14 Years**

[21] Appl. No.: **29/077,844**

[22] Filed: **Oct. 1, 1997**

[51] LOC (6) Cl. **03-01**

[52] U.S. Cl. **D3/302; D3/273; D9/425**

[58] Field of Search **D3/273, 272, 294, D3/302; D9/420, 423, 424, 425; 206/503, 508, 515, 518; 220/306, 307**

[56] **References Cited**

U.S. PATENT DOCUMENTS

D. 328,425	8/1992	Brightbill	D9/424
D. 330,329	10/1992	Brightbill	D3/302
D. 349,646	8/1994	Dickinson	D9/425

D. 373,953	9/1996	Gale	D9/425
D. 381,512	7/1997	Green	D3/273
D. 382,112	8/1997	Egan	D3/273
3,419,184	12/1968	Asenbauer	206/508
3,759,416	9/1973	Constantine	206/508
5,507,385	4/1996	Koloski et al.	206/372

Primary Examiner—Philip S. Hyder
Attorney, Agent, or Firm—Howell & Haferkamp, L.C.

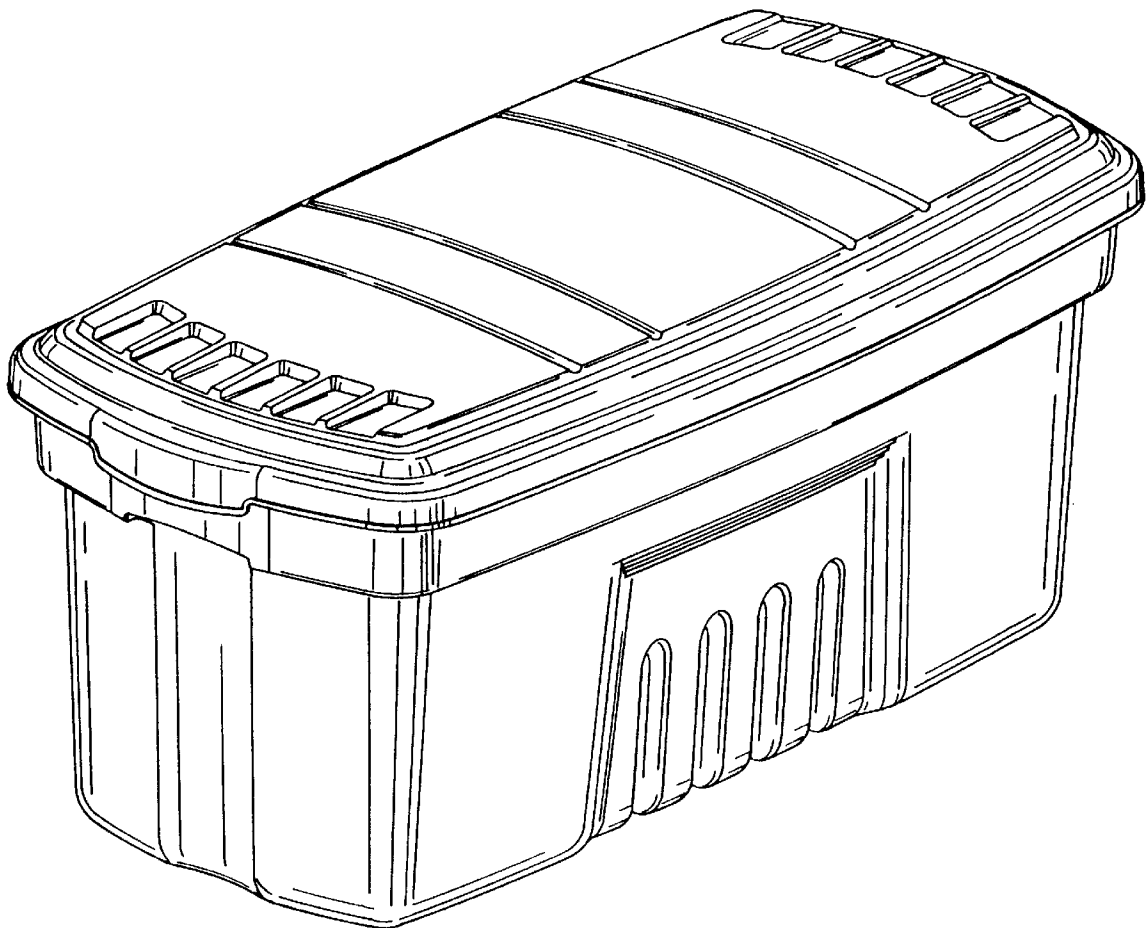
[57] **CLAIM**

The ornamental design for storage bin, as shown and described.

DESCRIPTION

FIG. 1 is a perspective view of a storage bin showing our new design;
FIG. 2 is a front elevational view of the storage bin of FIG. 1, the rear elevational view being a mirror image thereof;
FIG. 3 is a left end elevational view of the storage bin of FIG. 1, the right end elevational view being a mirror image thereof;
FIG. 4 is a top plan view of the storage bin of FIG. 1; and
FIG. 5 is a bottom plan view of the storage bin of FIG. 1.

1 Claim, 3 Drawing Sheets



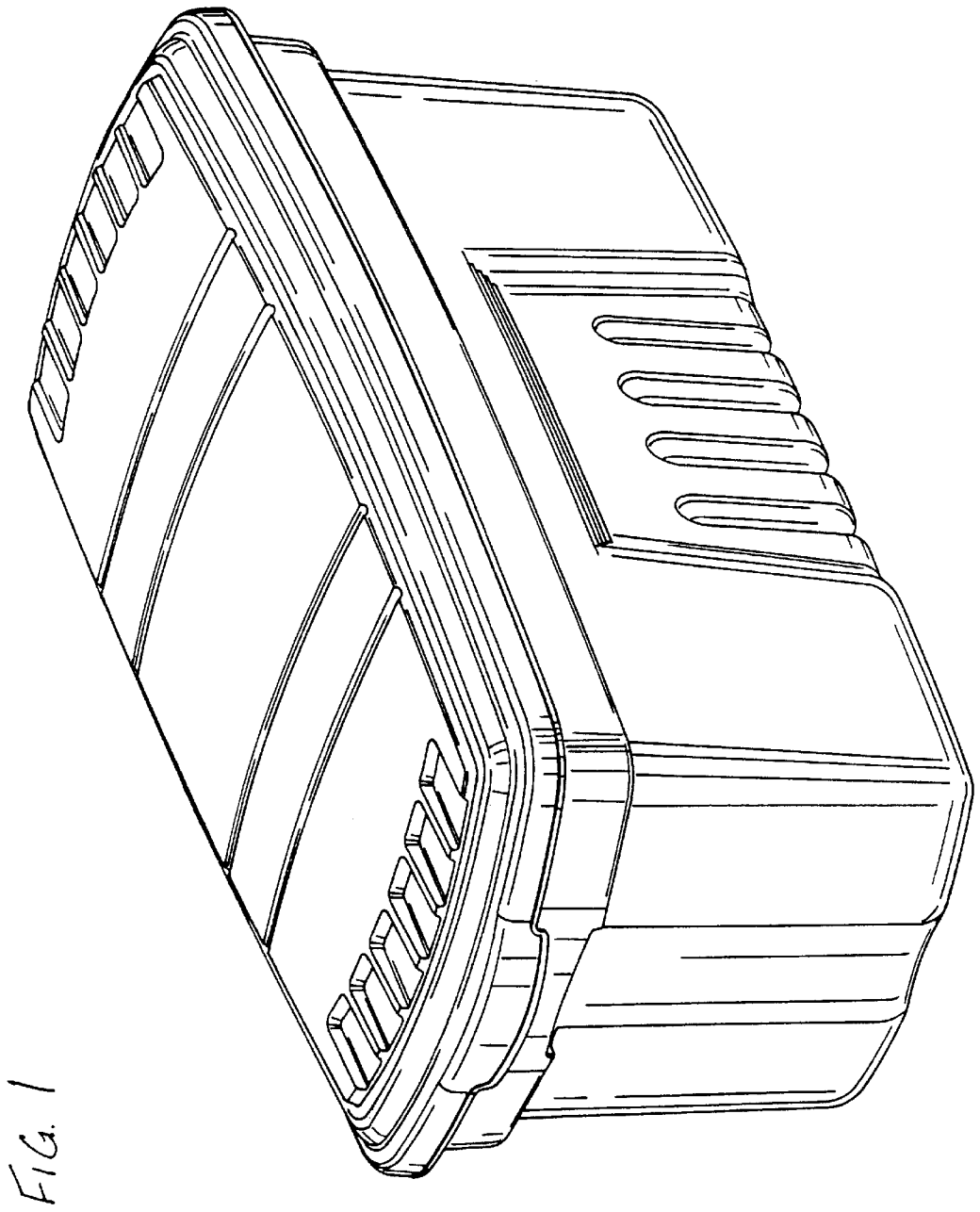


FIG. 1

FIG. 2




FIG. 3




FIG. 4




FIG. 5

