



US00D768793S

(12) **United States Design Patent** (10) **Patent No.:** **US D768,793 S**  
**Goldberg et al.** (45) **Date of Patent:** **\*\* Oct. 11, 2016**

(54) **ELEVATED EXERCISE PLATFORM**  
(71) Applicants: **Johnson Health Tech Co., LTD.;**  
**Johnny Goldberg,** Montecito, CA (US)  
(72) Inventors: **Johnny Goldberg,** Montecito, CA  
(US); **Jon C. Alling,** Madison, WI  
(US); **Hanna A. Tshara,** Madison, WI  
(US)  
(73) Assignees: **Johnson Health Tech Co., Ltd.,**  
**Taichung (TW); Johnny Goldberg,**  
**Montecito, CA (US)**

(\*\*) Term: **14 Years**  
(21) Appl. No.: **29/523,830**

(22) Filed: **Apr. 14, 2015**  
(51) **LOC (10) Cl.** ..... **21-02**  
(52) **U.S. Cl.**  
USPC ..... **D21/690**  
(58) **Field of Classification Search**  
USPC ..... 482/54, 140, 142, 123, 121, 122, 129,  
482/130, 96, 52, 57, 907, 126, 131, 145,  
482/144, 112, 134, 26, 27, 77, 125, 132, 92,  
482/95, 91, 128, 68, 141, 53, 133, 138;  
D21/687, 686, 669, 673, 690, 691, 694,  
D21/676, 674, 670, 663, 662, 423, 695,  
D21/688; D24/183, 188; 297/175, 445.1,  
297/423.38, 230.1; 601/24, 49; 606/240,  
606/244, 242; 5/613, 618, 624; 473/197,  
473/422; 280/47.371, 79.6; D14/447  
CPC ..... A63B 22/02; A63B 22/0023; A63B  
22/0235; A63B 2210/50; A63B 21/4029;  
A63B 22/0285; A63B 22/0242; A63B  
2225/30; A63B 21/078; A61H 2203/0493;  
A61H 1/0292; A61H 2201/1284; A61H  
1/0222  
See application file for complete search history.

(56) **References Cited**  
U.S. PATENT DOCUMENTS

D182,957 S \* 6/1958 Harris ..... 482/142  
D262,809 S \* 1/1982 Rossow ..... D21/690

D269,538 S \* 6/1983 Sinfield ..... D21/412  
D279,810 S \* 7/1985 Noble ..... D21/690  
D342,107 S \* 12/1993 Chang ..... D21/669  
5,649,886 A \* 7/1997 Danylieko ..... A63B 21/4029  
482/104

(Continued)

**OTHER PUBLICATIONS**

In-Trinity by Matrix Fitness dated Mar. 9, 2015. Found online [May 20, 2016] <https://www.youtube.com/watch?v=r0TguXSKI0g>.\*

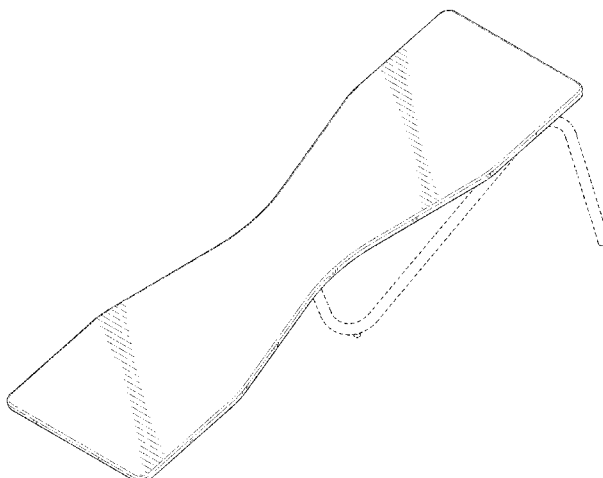
*Primary Examiner* — Robert M Spear  
*Assistant Examiner* — Ryan Harvey  
(74) *Attorney, Agent, or Firm* — Smith Law Office; Jeffrey W. Smith

(57) **CLAIM**  
The ornamental design for an elevated exercise platform, as shown and described.

**DESCRIPTION**

FIG. 1 is a perspective view of an elevated exercise platform showing the design;  
FIG. 2 is a front elevational view of the elevated exercise platform of FIG. 1;  
FIG. 3 is a rear elevational view of the elevated exercise platform of FIG. 1;  
FIG. 4 is a left side elevational view of the elevated exercise platform of FIG. 1, the right side elevational view is a mirror image thereof;  
FIG. 5 is a top plan view of the elevated exercise platform of FIG. 1; and,  
FIG. 6 is a bottom plan view of the elevated exercise platform of FIG. 1.  
The broken line showing of portions of the elevated exercise platform depicts environment and forms no part of the claim.

**1 Claim, 5 Drawing Sheets**



# US D768,793 S

Page 2

(56)

## References Cited

### U.S. PATENT DOCUMENTS

D400,722 S *	11/1998	Luther	.....	D6/361	2012/0329619 A1 *	12/2012	Goldberg	.....	A63B 21/04 482/129
D438,623 S *	3/2001	Tantau	.....	D24/183	2014/0190488 A1 *	7/2014	Robran	.....	A61G 99/00 128/845
9,174,081 B2 *	11/2015	Cecil	.....	A63B 23/02	2015/0351989 A1 *	12/2015	Sova	.....	A61H 1/008 606/240
2012/0280545 A1 *	11/2012	Vernon	.....	A47C 7/425 297/230.1	2016/0059061 A1 *	3/2016	Lagree	.....	A63B 21/00065 482/92

\* cited by examiner

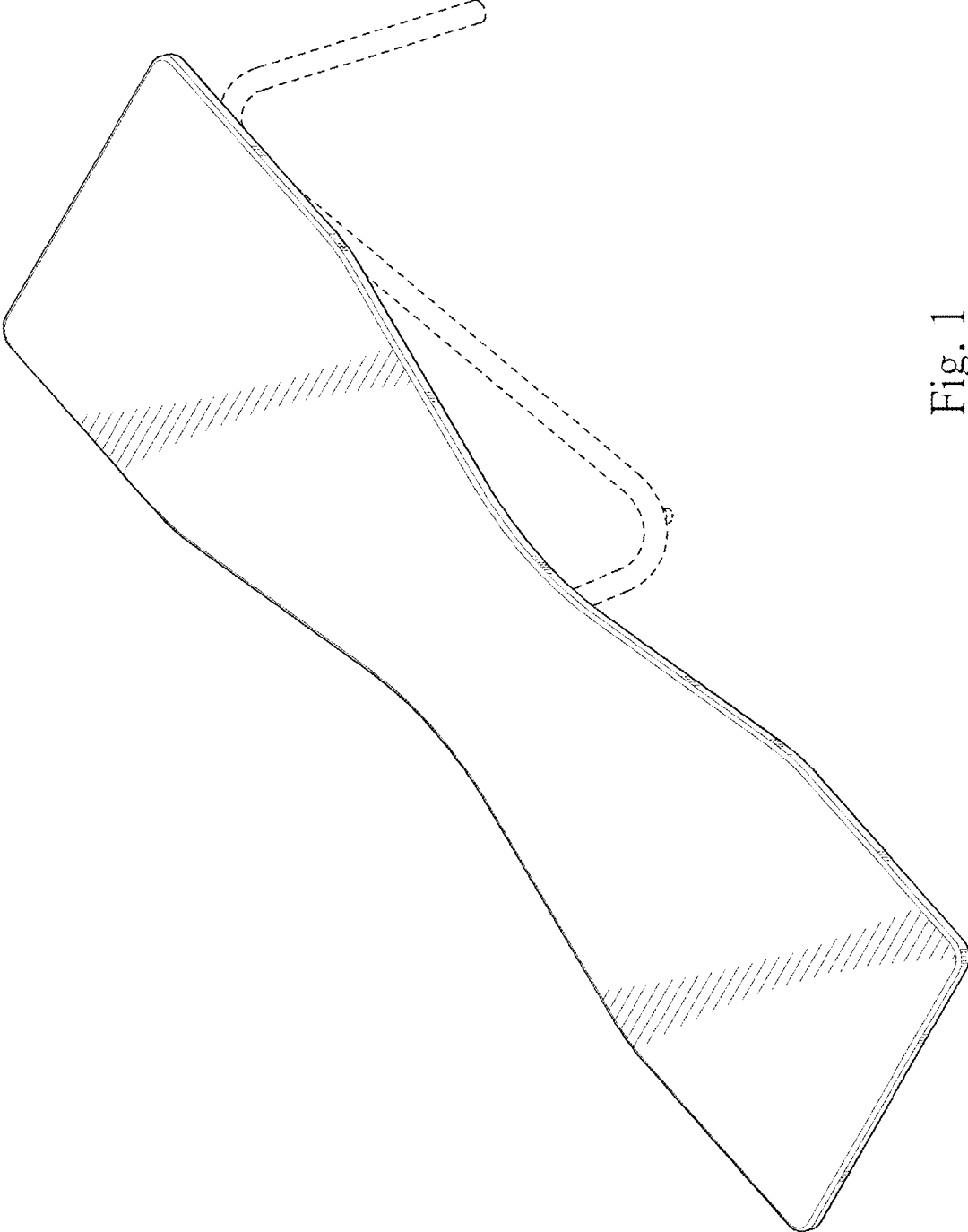


Fig. 1

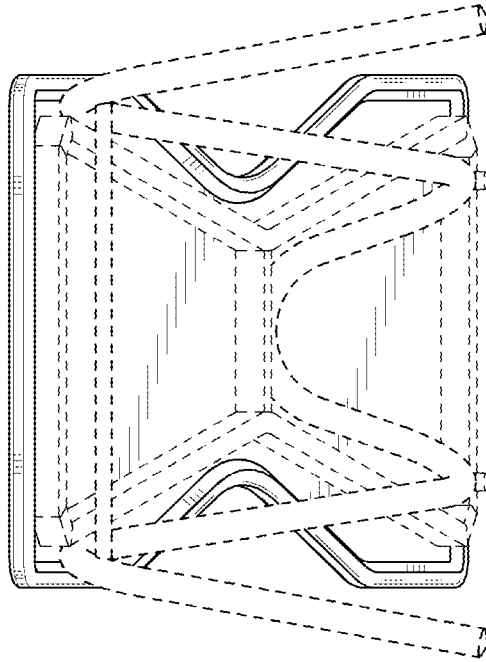


Fig. 2

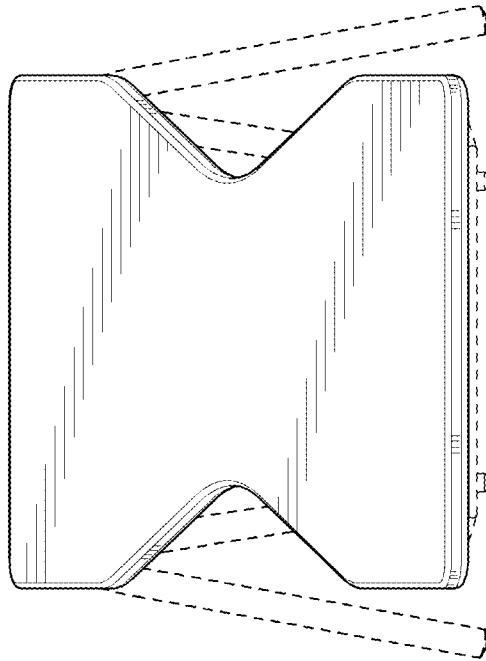


Fig. 3

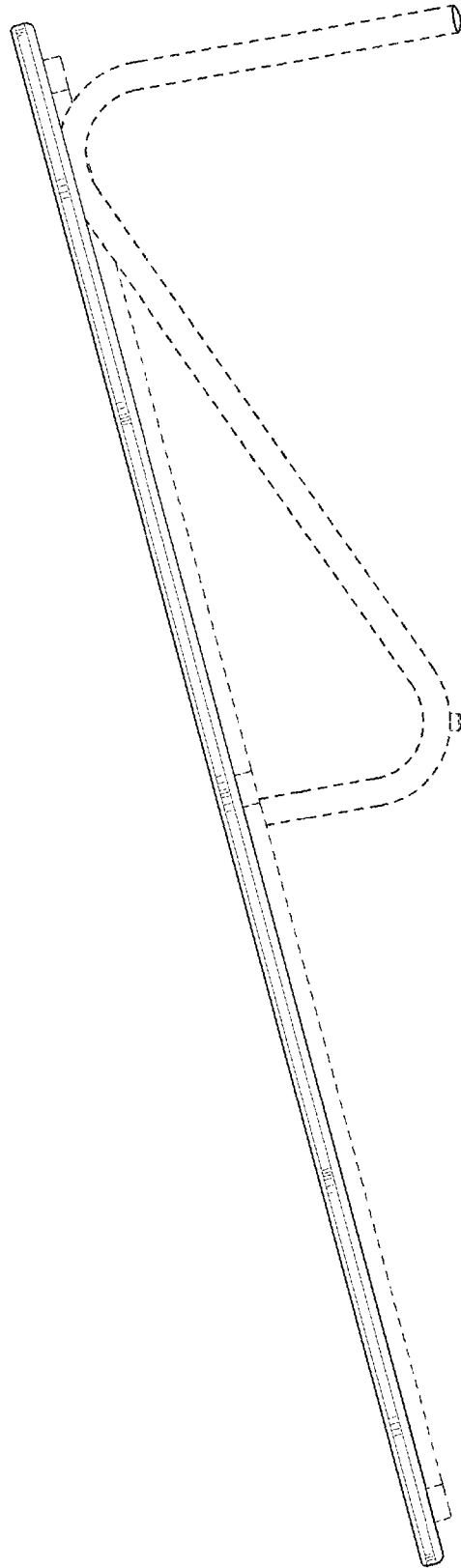


Fig. 4




Fig. 5

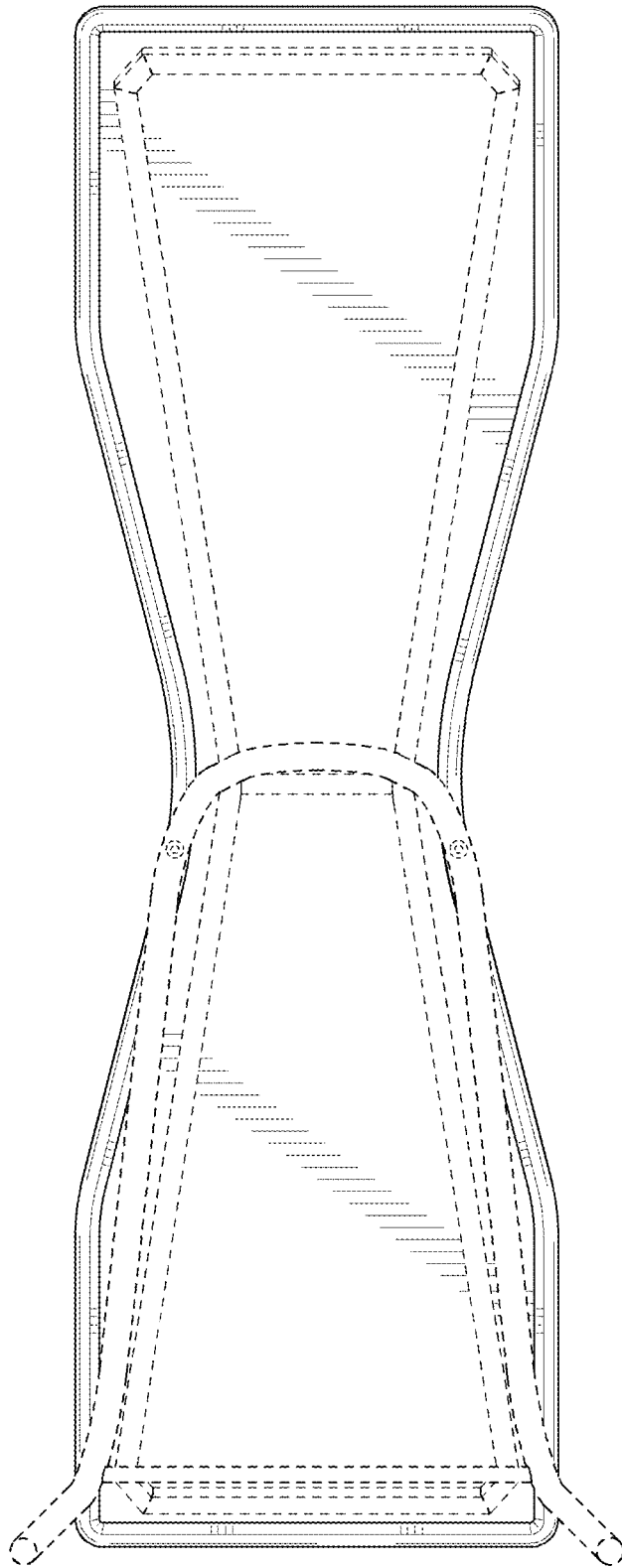


Fig. 6