



US00D370653S

United States Patent [19] Kim

[11] **Patent Number: Des. 370,653**

[45] **Date of Patent: *** Jun. 11, 1996**

[54] **WIPER BLADE UNIT FOR A VEHICLE WINDSHIELD**

[75] Inventor: **In K. Kim**, Kyungki-do, Rep. of Korea

[73] Assignee: **Dong Yang Industrial Co., Ltd.**, Rep. of Korea; a part interest

[*] Notice: The portion of the term of this patent subsequent to Dec. 20, 2007, has been disclaimed.

[**] Term: **14 Years**

[21] Appl. No.: **16,577**

[22] Filed: **Dec. 20, 1993**

[30] **Foreign Application Priority Data**

Jul. 23, 1993 [KR] Rep. of Korea 1993-14734

[52] U.S. Cl. **D12/219**

[58] Field of Search D12/219-20; 15/250.05, 15/250.06, 250.07, 250.35, 250.36, 250.41, 250.42, 250.32, 250.33

[56] **References Cited**

U.S. PATENT DOCUMENTS

D. 308,660 6/1990 Fisher D12/219

D. 331,381	12/1992	Lee	D12/220
D. 332,593	1/1993	Gerandello et al.	D12/219
D. 334,910	4/1993	Lee	D12/220
D. 336,739	6/1993	Wu et al.	D12/219
5,243,731	9/1993	Yang	15/250.41

Primary Examiner—M. H. Tung
Attorney, Agent, or Firm—Nathan N. Kallman

[57] **CLAIM**

The ornamental design for a wiper blade unit for a vehicle windshield, as shown and described.

DESCRIPTION

FIG. 1 is a perspective view of a wiper blade unit for a vehicle windshield showing my new design;

FIG. 2 is a front elevational view thereof;

FIG. 3 is a rear elevational view thereof;

FIG. 4 is a left side elevational view thereof;

FIG. 5 is a right side elevational view thereof;

FIG. 6 is a top plan view thereof; and,

FIG. 7 is a bottom plan view thereof.

1 Claim, 3 Drawing Sheets

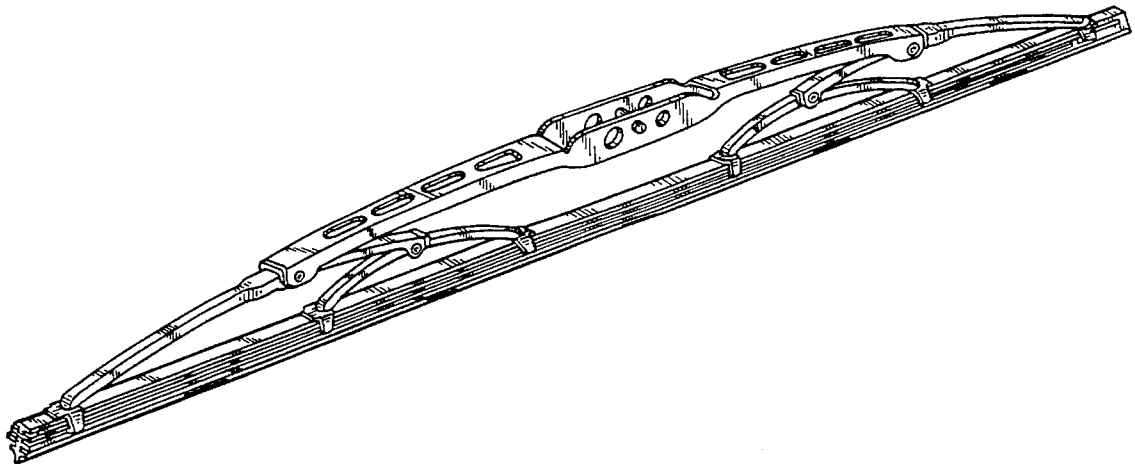


FIG. 1

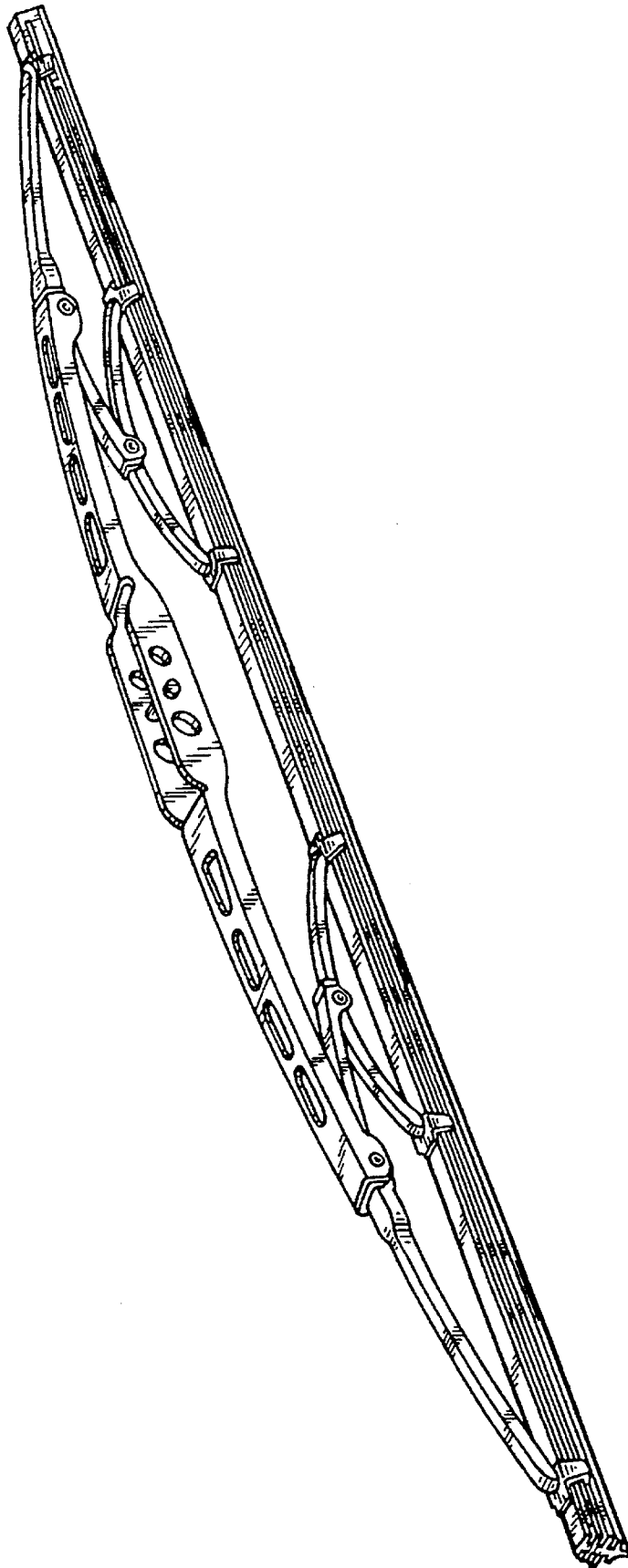


FIG.2

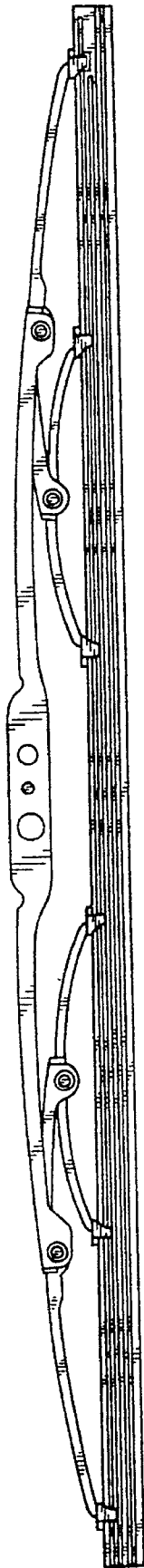


FIG.3

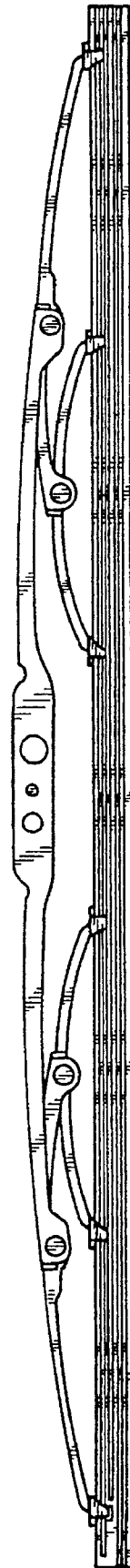


FIG.4

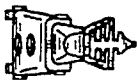


FIG.5

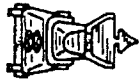


FIG.6



FIG.7

