



US00D488604S

(12) **United States Design Patent**  
**Yang et al.**

(10) **Patent No.:** **US D488,604 S**

(45) **Date of Patent:** **\*\* Apr. 13, 2004**

(54) **TRASH CAN ASSEMBLY**

(75) Inventors: **Frank Yang**, Palos Verdes Peninsula,  
CA (US); **Myk Wayne Lum**, Irvine,  
CA (US)

(73) Assignee: **Simplehuman**, Los Angeles, CA (US)

(\*\*) Term: **14 Years**

(21) Appl. No.: **29/178,459**

(22) Filed: **Mar. 26, 2003**

(51) **LOC (7) Cl.** ..... **09-09**

(52) **U.S. Cl.** ..... **D34/9**

(58) **Field of Search** ..... D34/1, 4, 5, 6,  
D34/7, 9, 8, 10, 11; 220/908-911, 262,  
263, 264

(56) **References Cited**

**U.S. PATENT DOCUMENTS**

D241,499 S	*	9/1976	Raftery	.....	D34/9
D319,905 S	*	9/1991	Hotchkiss	.....	D34/9
D322,350 S	*	12/1991	Craft et al.	.....	D34/9
D435,951 S	*	1/2001	Yang et al.	.....	D34/9
D447,611 S	*	9/2001	Lin	.....	D34/9

D450,901 S	*	11/2001	Lin	.....	D34/9
D453,252 S	*	1/2002	Lin	.....	D34/9
D453,600 S	*	2/2002	Lin	.....	D34/9
D453,870 S	*	2/2002	Lin	.....	D34/9
D454,239 S	*	3/2002	Lin	.....	D34/9
D470,639 S	*	2/2003	Quan	.....	D34/9
D476,460 S	*	6/2003	Lin	.....	D34/9
D481,187 S	*	10/2003	Sofy et al.	.....	D34/9

\* cited by examiner

*Primary Examiner*—Cynthia E. Ramirez

(74) *Attorney, Agent, or Firm*—Raymond Sun

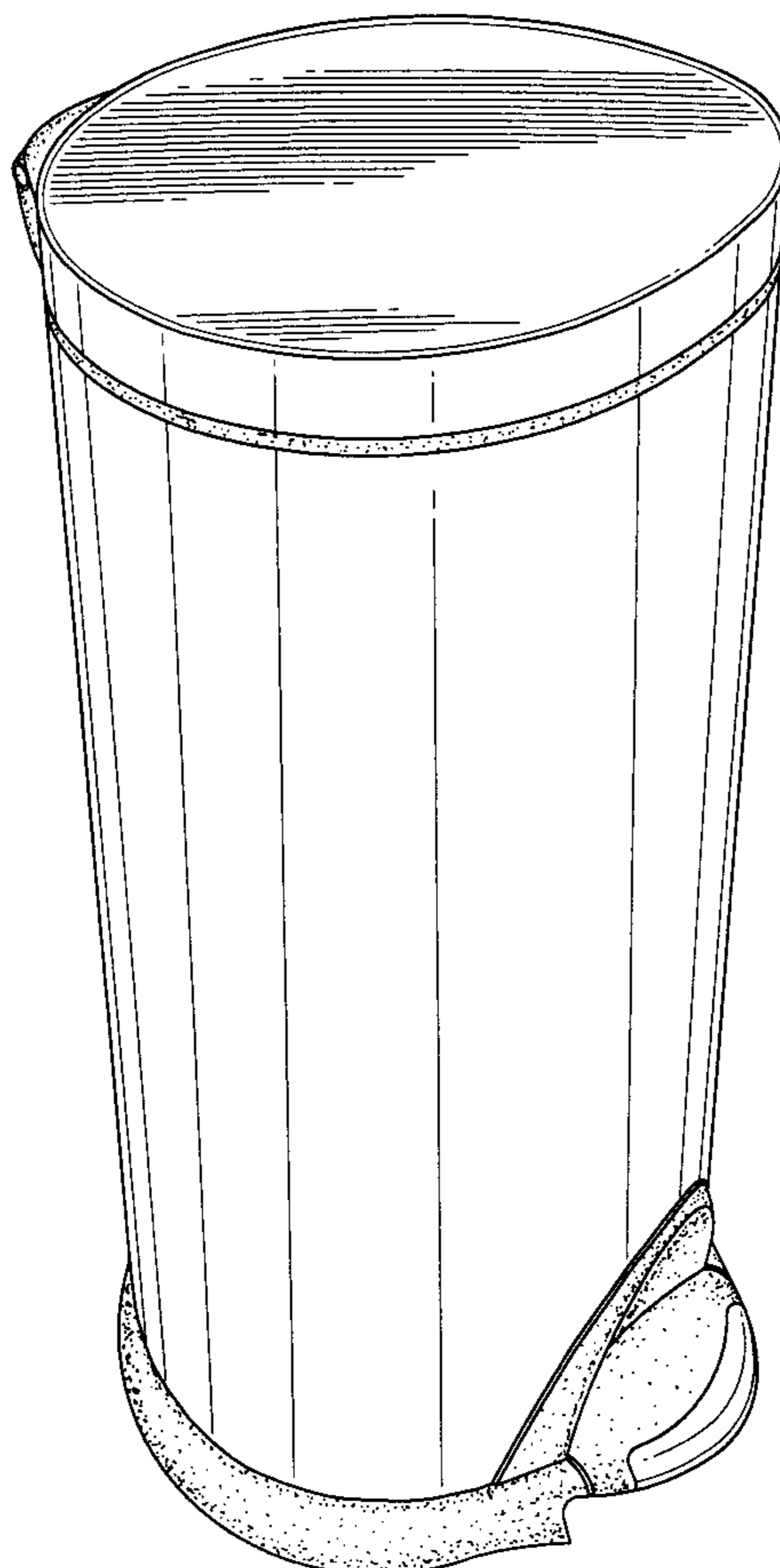
(57) **CLAIM**

The ornamental design for the trash can assembly, as shown and described.

**DESCRIPTION**

FIG. 1 is a perspective view;  
FIG. 2 is a front orthographic view;  
FIG. 3 is a rear orthographic view;  
FIG. 4 is a left side orthographic view, the right side orthographic view being symmetrical;  
FIG. 5 is a top plan view; and,  
FIG. 6 is a bottom plan view.

**1 Claim, 5 Drawing Sheets**






FIG. 1

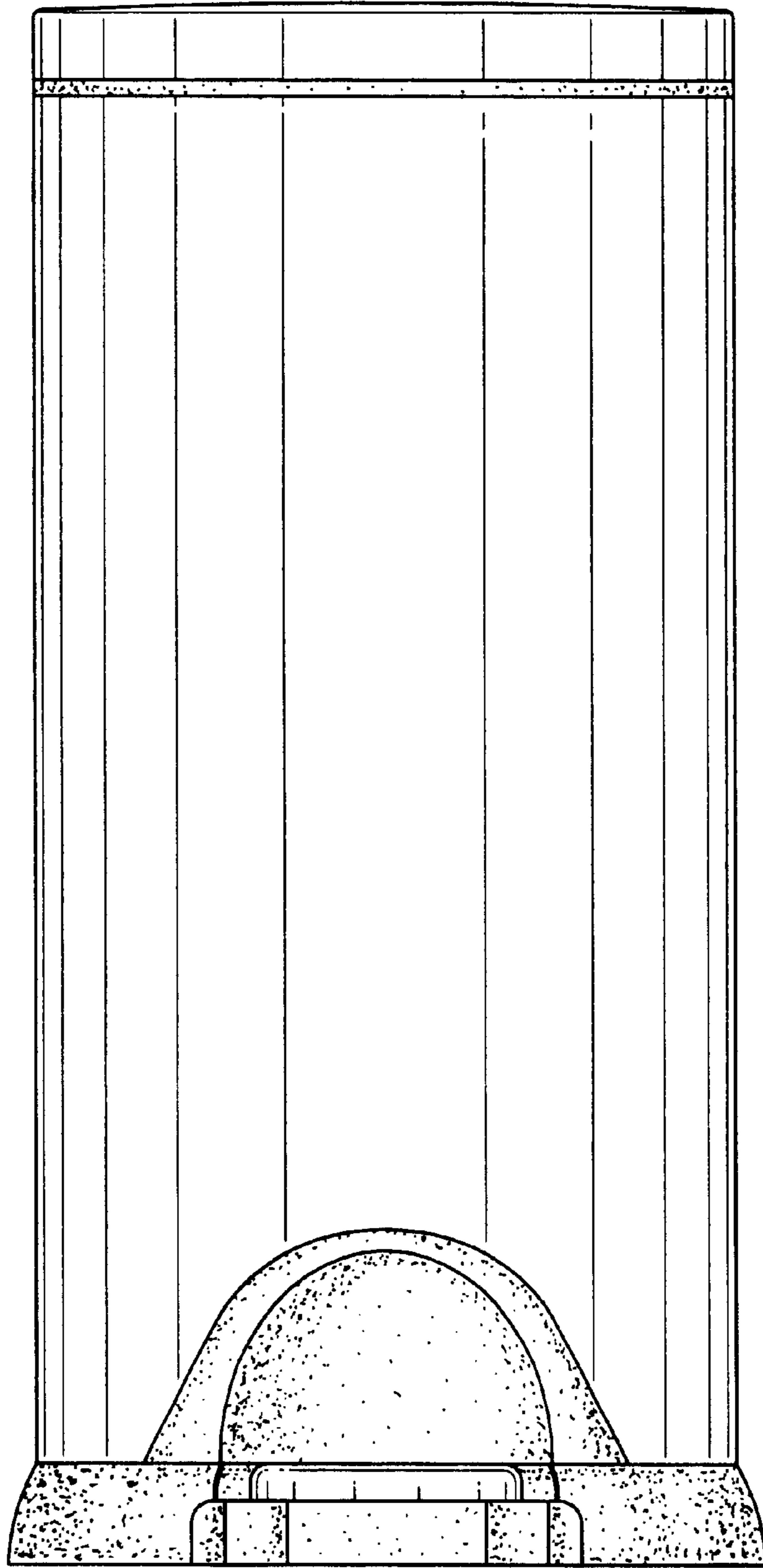


FIG. 2




FIG.3

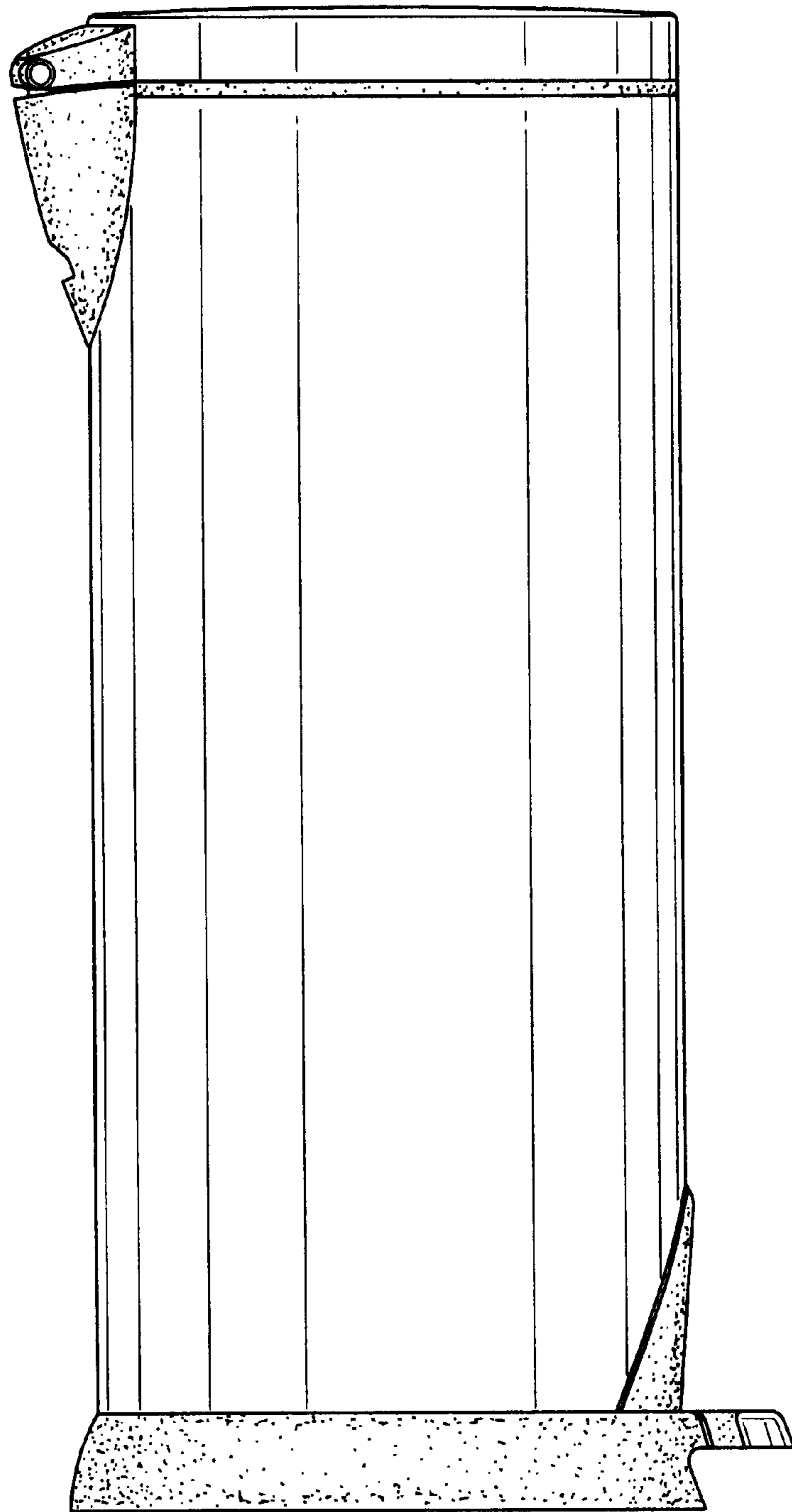


FIG. 4

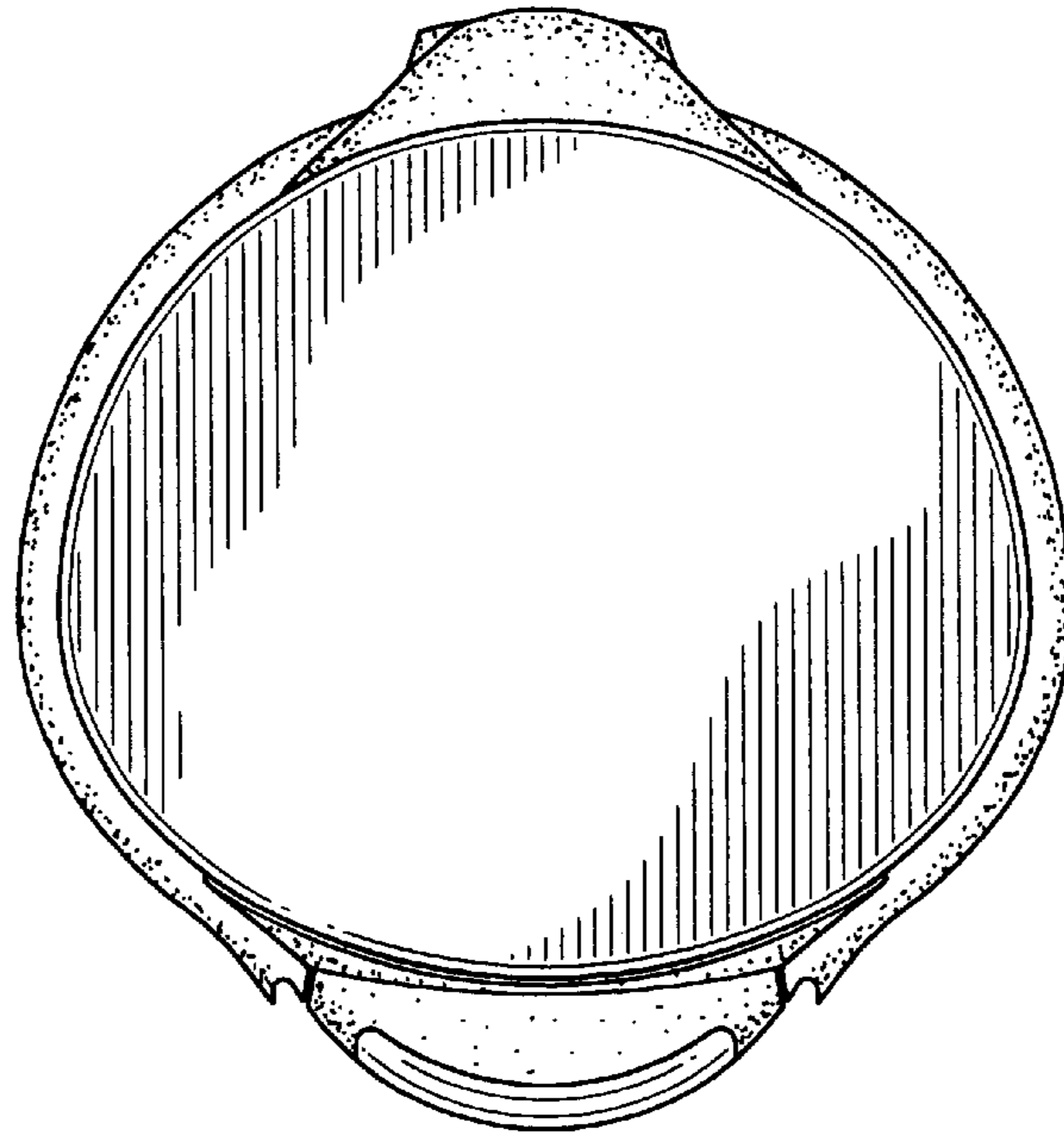


FIG. 5

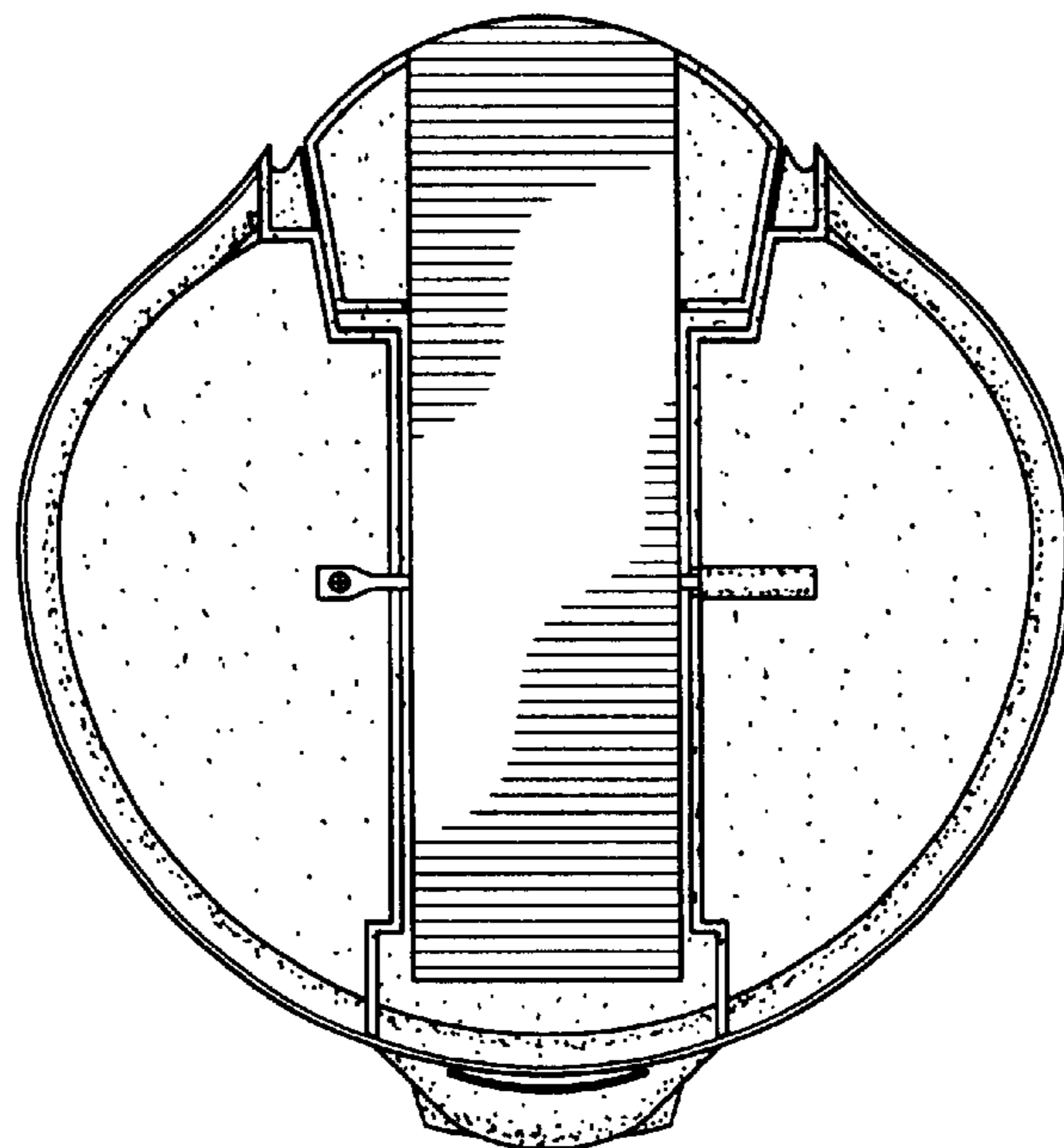


FIG. 6