



US00D836585S

(12) **United States Design Patent** (10) **Patent No.:** **US D836,585 S**  
**Seo et al.** (45) **Date of Patent:** **\*\* Dec. 25, 2018**

(54) **TV RECEIVER**

(56) **References Cited**

(71) Applicant: **LG ELECTRONICS INC.**, Seoul (KR)

U.S. PATENT DOCUMENTS

(72) Inventors: **Minji Seo**, Seoul (KR); **Sangik Lee**, Seoul (KR); **Byungmu Huh**, Seoul (KR)

D691,571	S	*	10/2013	Park	.....	D14/126
D729,755	S	*	5/2015	McManigal	.....	D14/126
D733,083	S	*	6/2015	Hwangbo	.....	D14/126
D749,532	S	*	2/2016	McManigal	.....	D14/126
D783,555	S	*	4/2017	Cho	.....	D14/126
D785,581	S	*	5/2017	McManigal	.....	D14/126
D786,812	S	*	5/2017	McManigal	.....	D14/126
D786,813	S	*	5/2017	McManigal	.....	D14/126
D787,462	S	*	5/2017	Shiono	.....	D14/126
D796,464	S	*	9/2017	Kim	.....	D14/126
D805,048	S	*	12/2017	Lim	.....	D14/126
D806,667	S	*	1/2018	Lee	.....	D14/126

(73) Assignee: **LG ELECTRONICS INC.**, Seoul (KR)

(\*\*) Term: **15 Years**

\* cited by examiner

(21) Appl. No.: **35/503,161**

*Primary Examiner* — Michael A. Pratt

(22) Filed: **Dec. 12, 2016**

(74) *Attorney, Agent, or Firm* — Birch, Stewart, Kolasch & Birch, LLP

(80) **Hague Agreement Data**

Int. Filing Date: **Dec. 12, 2016**

Int. Reg. No.: **DM/093940**

Int. Reg. Date: **Dec. 12, 2016**

Int. Reg. Pub. Date: **Jun. 16, 2017**

(57) **CLAIM**

The ornamental design for a TV receiver, as shown and described.

(30) **Foreign Application Priority Data**

Jun. 14, 2016 (KR) ..... 30-2016-0028725

(51) **LOC (11) Cl.** ..... **14-03**

(52) **U.S. Cl.**  
USPC ..... **D14/126**

(58) **Field of Classification Search**  
USPC ..... D14/126, 127, 128, 336, 448  
CPC .. H05K 5/0017; H05K 5/0204; G06F 1/1692;  
G06F 1/165; G06F 1/1601; G06F 1/1637;  
H04N 5/64

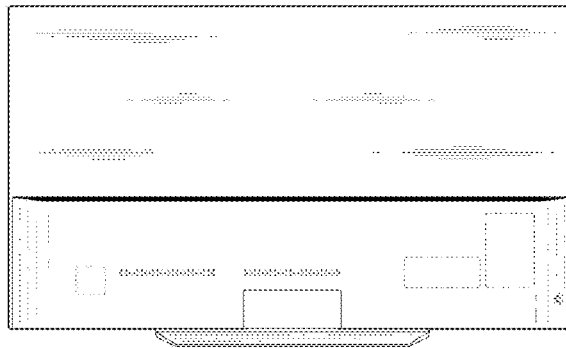
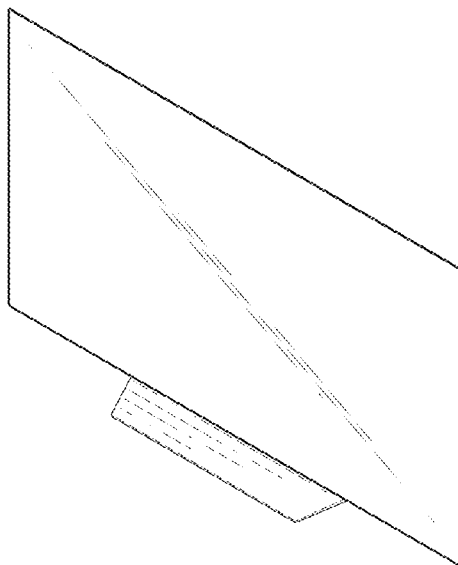
See application file for complete search history.

**DESCRIPTION**

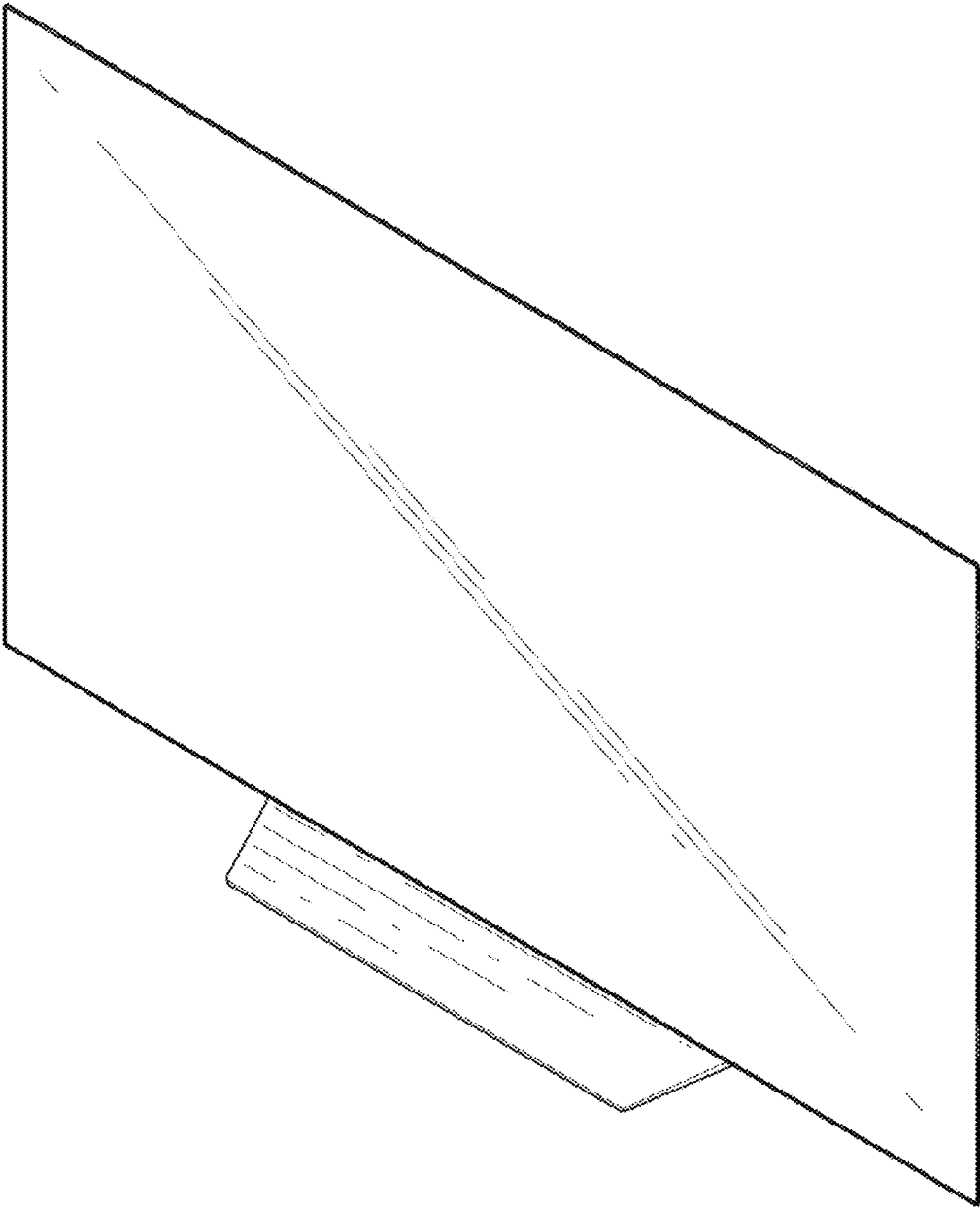
- 1. TV receiver
- 1.1 : Perspective
- 1.2 : Front
- 1.3 : Back
- 1.4 : Left
- 1.5 : Right
- 1.6 : Top
- 1.7 : Bottom
- 1.8 : Enlarged

The broken lines shown in Figures 1.3 and 1.4 are for the purpose of illustrating portions of the TV receiver that form no part of the claimed design.

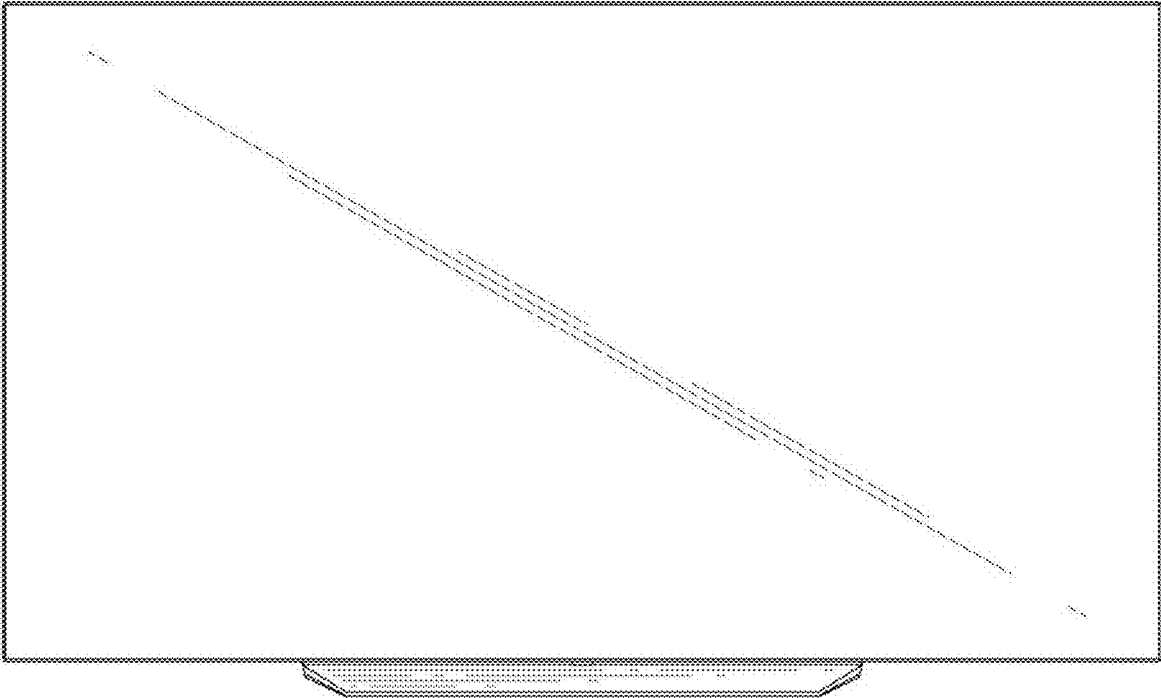
**1 Claim, 8 Drawing Sheets**



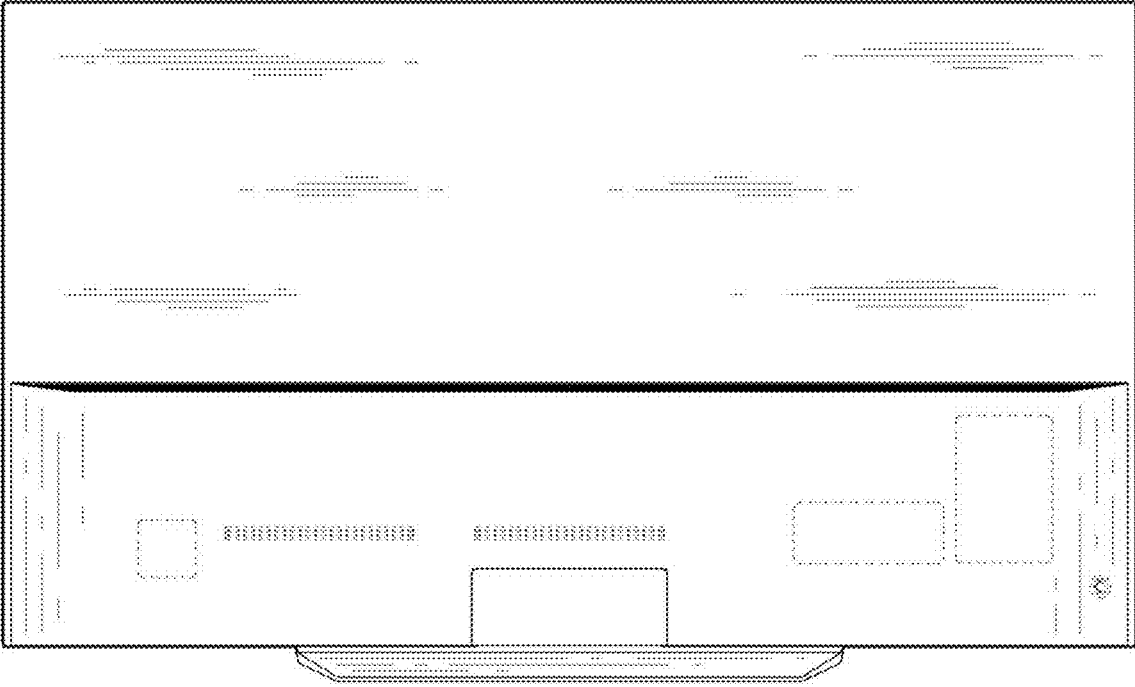
1.1



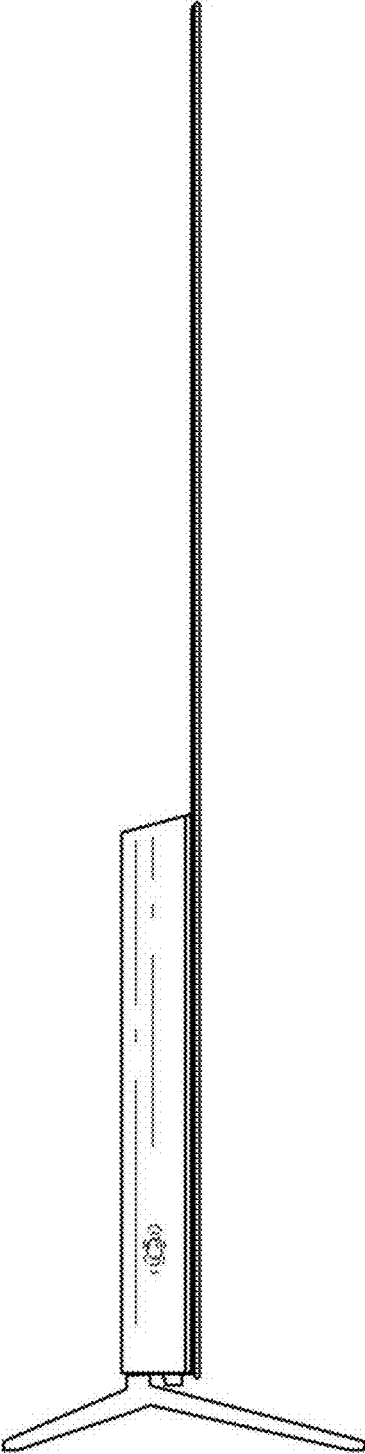
1.2



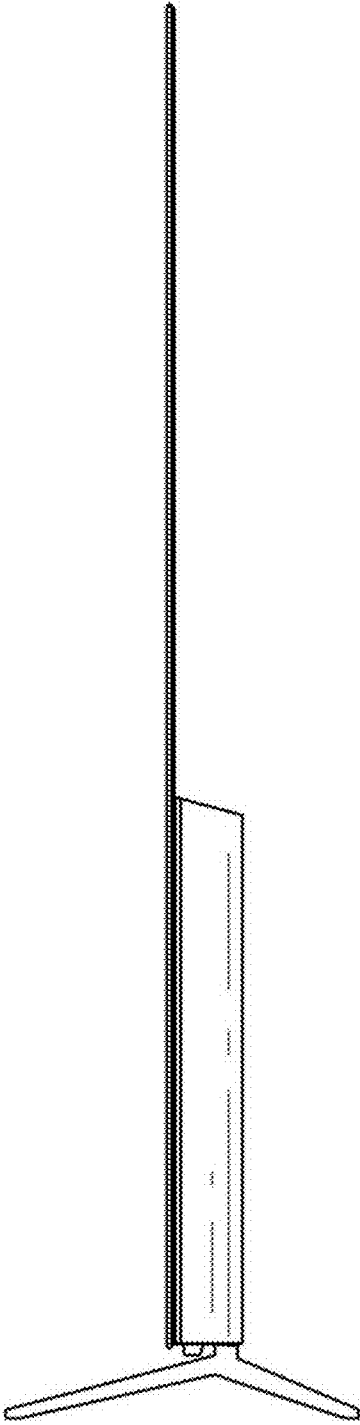
1.3




1.4




1.5



1.6



1.7





1.8

