



US00D610034S

(12) **United States Design Patent**
Colombani et al.

(10) **Patent No.:** **US D610,034 S**

(45) **Date of Patent:** **** Feb. 16, 2010**

(54) **SETTING, SHANK AND RING**

(75) Inventors: **Chiara Colombani**, Milan (IT);
Constantino Papadimitriou, Milan (IT)

(73) Assignee: **De Beers Centenary AG**, Lucerne (CH)

(**) Term: **14 Years**

(21) Appl. No.: **29/322,358**

(22) Filed: **Aug. 1, 2008**

(30) **Foreign Application Priority Data**

Jul. 2, 2008 (EM) 000963673-0003

(51) **LOC (9) Cl.** **11-02**

(52) **U.S. Cl.** **D11/92; D11/36**

(58) **Field of Classification Search** D11/26-39,
D11/89-94; 63/15, 15.1-15.4, 15.45, 15.5,
63/15.6, 15.65, 15.7, 26-27

See application file for complete search history.

(56) **References Cited**

U.S. PATENT DOCUMENTS

2,775,878	A *	1/1957	Eichhorn	63/29.1
D387,001	S *	12/1997	Perrin et al.	D11/35
D441,312	S *	5/2001	Bruni	D11/26
6,532,765	B1 *	3/2003	Hurwitz	63/26
D578,923	S *	10/2008	Nisguretsky	D11/26
D578,924	S *	10/2008	Nisguretsky	D11/26
D589,838	S *	4/2009	Nisguretsky	D11/26
D590,291	S *	4/2009	Brescia	D11/26

D591,636 S * 5/2009 Nisguretsky D11/26
2007/0151295 A1 * 7/2007 Picardi 63/15.4

* cited by examiner

Primary Examiner—Cathron C Brooks

Assistant Examiner—Melanie Levy

(74) *Attorney, Agent, or Firm*—Sonnenschein Nath & Rosenthal LLP; Brian R. McGinley

(57) **CLAIM**

The ornamental design for a setting, shank and ring, as shown and described.

DESCRIPTION

FIG. 1 is a front elevational view of a setting, shank and ring illustrating the new design (the rear elevational view is a mirror image of FIG. 1);

FIG. 2 is a left side elevational view of the setting, shank and ring illustrated in FIG. 1 (the right side elevational view is a mirror image of FIG. 2);

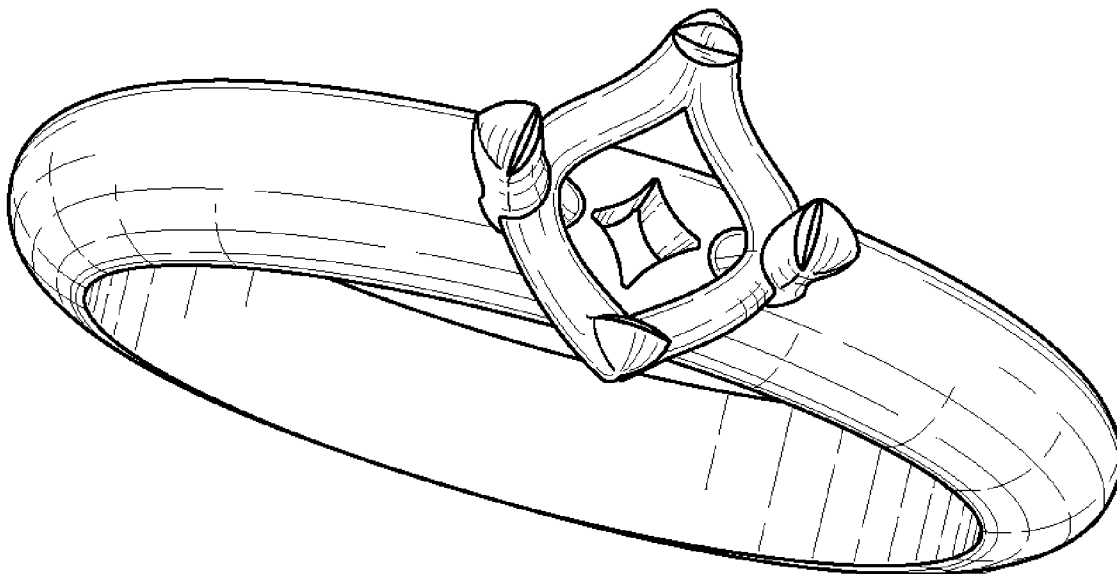
FIG. 3 is a bottom view of the setting, shank and ring illustrated in FIG. 1;

FIG. 4 is a top view of the setting, shank and ring illustrated in FIG. 1;

FIG. 5 is a top perspective view of the setting, shank and ring illustrated in FIG. 1; and,

FIG. 6 is a bottom perspective view of the setting, shank and ring illustrated in FIG. 1.

1 Claim, 2 Drawing Sheets






Fig. 1

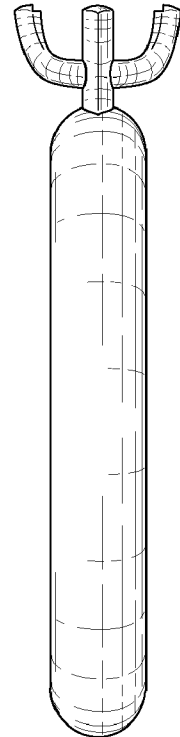


Fig. 2

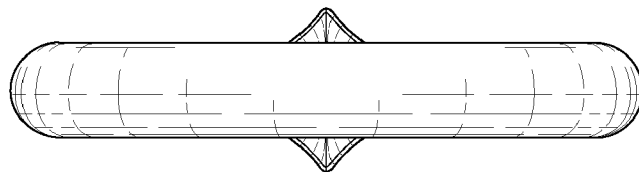


Fig. 3

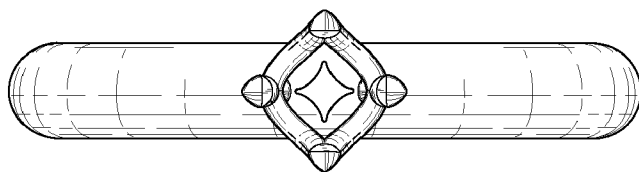


Fig. 4

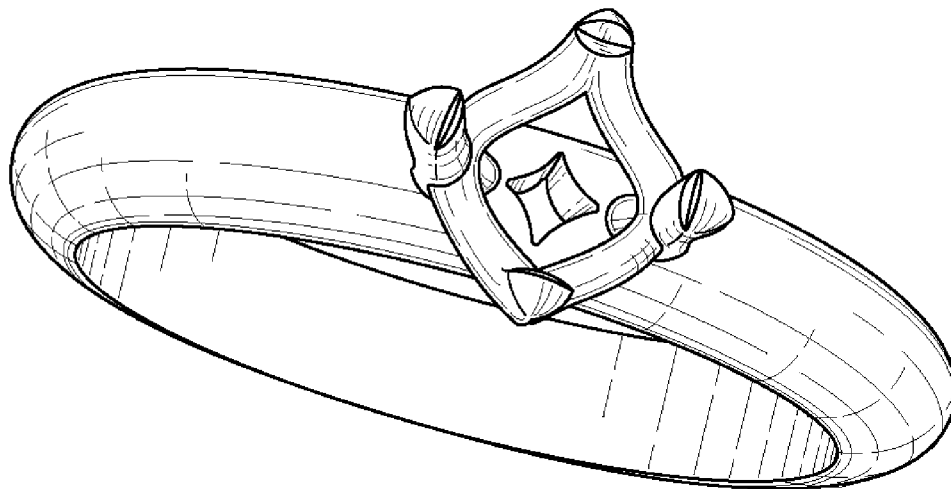


Fig. 5

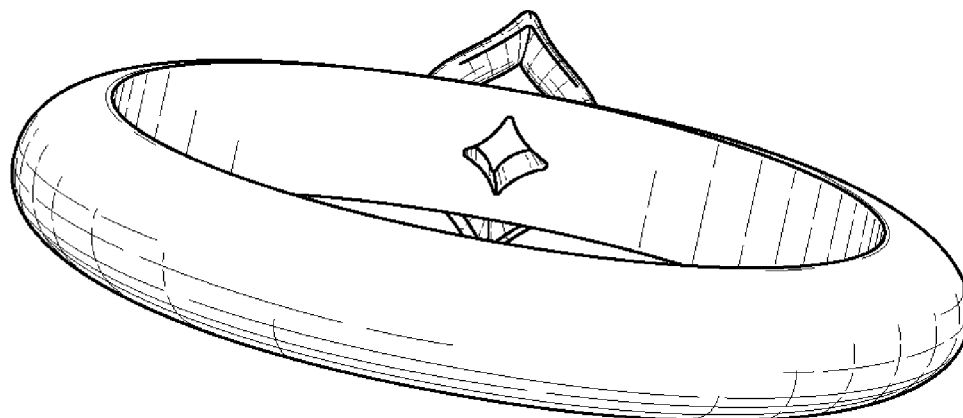


Fig. 6