



US00D748376S

(12) **United States Design Patent**
Chukhadarian-Gharibian

(10) **Patent No.:** **US D748,376 S**

(45) **Date of Patent:** **** Feb. 2, 2016**

- (54) **HAT**
- (71) Applicant: **Lucin Chukhadarian-Gharibian**, North Hills, CA (US)
- (72) Inventor: **Lucin Chukhadarian-Gharibian**, North Hills, CA (US)
- (**) Term: **14 Years**
- (21) Appl. No.: **29/485,936**
- (22) Filed: **Mar. 25, 2014**
- (51) **LOC (10) Cl.** **02-03**
- (52) **U.S. Cl.**
USPC **D2/869**
- (58) **Field of Classification Search**
USPC D2/865-895; 2/171, 209.13, 200.1, 2/171.8, 175.1, 175.2, 200.3, 209.11, 2/171.03, 172
CPC A42B 1/004; A42B 1/06
See application file for complete search history.

3,496,941 A *	2/1970	Ketner	A61N 5/06
				607/95
3,869,727 A *	3/1975	Hartman	A42B 1/201
				2/175.1
D237,619 S *	11/1975	Levey	D11/117
D247,266 S *	2/1978	Yoshida	D2/865
D315,439 S *	3/1991	Lorentzen, Jr.	D2/882
5,301,696 A *	4/1994	Revson	A45D 8/34
				132/273
D384,191 S *	9/1997	Santagate	D2/875
D408,947 S *	4/1999	Mandell	D30/121
D505,248 S *	5/2005	Rosenstock	D2/871
D664,742 S *	8/2012	Buffington	D2/886
D665,153 S *	8/2012	Suiter	D2/873
D679,073 S *	4/2013	Sherman	D2/869
D679,074 S *	4/2013	Goico Morales	D2/882
D683,912 S *	6/2013	Muhr	D30/124
D698,102 S *	1/2014	Muhr	D30/124
D698,103 S *	1/2014	Muhr	D30/124

* cited by examiner

Primary Examiner — Karen E. Eldridge Powers
Assistant Examiner — Kimberly Barnes
 (74) *Attorney, Agent, or Firm* — Cotman IP Law Group, PLC

(56) **References Cited**

U.S. PATENT DOCUMENTS

D12,894 S *	4/1882	Norse	428/24
748,950 A *	1/1904	Hodshon	A42B 1/004
				2/171.02
1,853,114 A *	4/1932	Butcher	A45D 19/18
				132/243
D92,701 S *	7/1934	Coffey	D2/886
2,299,432 A *	10/1942	Skreberg	A42B 1/201
				2/204
2,416,507 A *	2/1947	Andra	A42B 1/041
				2/171.01
2,462,679 A *	2/1949	Rosenau	A42B 1/004
				2/171
3,068,487 A *	12/1962	Hain	A42B 1/16
				132/212


(57) **CLAIM**

The ornamental design for a hat, as shown and described.

DESCRIPTION

FIG. 1 is a perspective view of a hat in accordance with an embodiment of the present invention;
 FIG. 2 is a front elevation view of the hat shown in FIG. 1;
 FIG. 3 is a rear elevation view of the hat shown in FIG. 1;
 FIG. 4 is a right side elevation view of the hat shown in FIG. 1;
 FIG. 5 is a left side elevation view of the hat shown in FIG. 1;
 FIG. 6 is a top plan view of the hat shown in FIG. 1; and,
 FIG. 7 is a bottom plan view of the hat shown in FIG. 1.

1 Claim, 5 Drawing Sheets



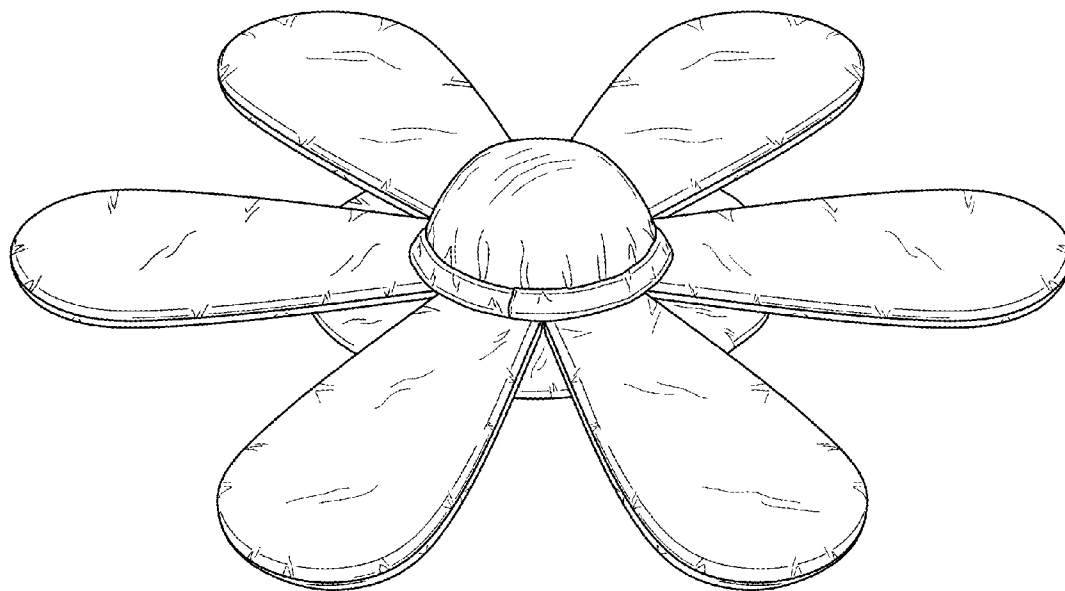


FIG. 1

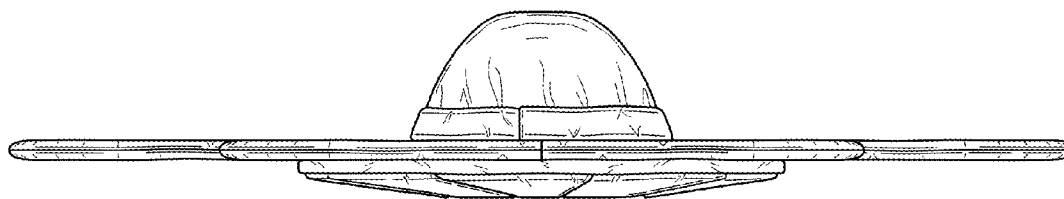


FIG. 2

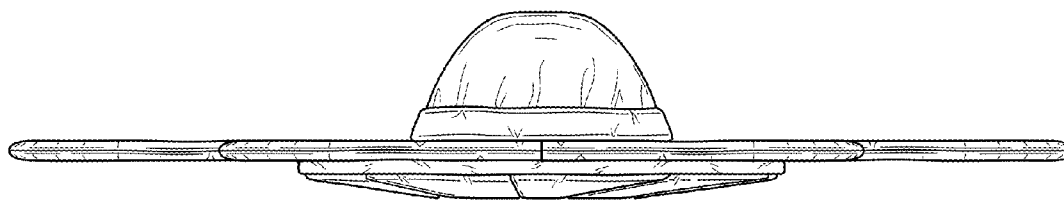


FIG. 3




FIG. 4

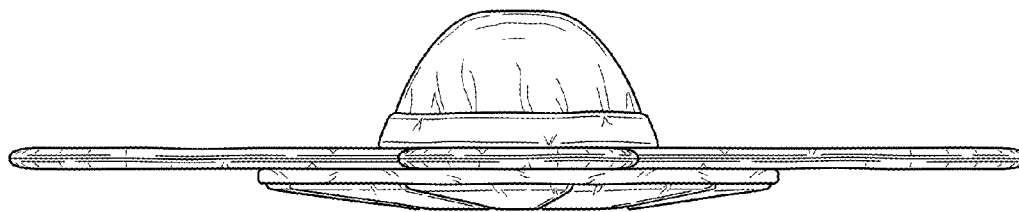


FIG. 5




FIG. 6




FIG. 7