



US00D735998S

(12) **United States Design Patent**
Booth

(10) **Patent No.:** **US D735,998 S**

(45) **Date of Patent:** **** Aug. 11, 2015**

(54) **TOOTHBRUSH**

(71) Applicant: **Intersurgical AG**, Vaduz (LI)

(72) Inventor: **Christopher Edgerley Booth**, Berkshire (GB)

(73) Assignee: **Intersurgical AG**, Vaduz (LI)

(**) Term: **14 Years**

(21) Appl. No.: **29/444,060**

(22) Filed: **Jan. 25, 2013**

(30) **Foreign Application Priority Data**

Jul. 25, 2012 (EP) 002079046

(51) **LOC (10) Cl.** **04-02**

(52) **U.S. Cl.**

USPC **D4/108**; D4/114

(58) **Field of Classification Search**

USPC 15/167.1, 167.2; 132/308-311; D4/101,
D4/104-112, 114, 115, 138; D24/111;
401/270, 272, 276, 279, 282, 286, 288,
401/289, 291; 433/80, 82, 89-92, 95, 216;
601/162, 165

CPC A46B 11/00; A46B 11/006; A46B 11/001;
A46B 11/06; A46B 11/063; A46B 11/066

See application file for complete search history.

(56) **References Cited**

U.S. PATENT DOCUMENTS

D149,620	S	*	5/1948	Darr	D4/101
3,273,189	A	*	9/1966	Levinson et al.	15/22.1
D274,575	S	*	7/1984	Kronner	D4/100
D282,319	S	*	1/1986	Herzfeld	D4/115
D513,881	S	*	1/2006	Meyers et al.	D4/102
7,776,004	B2	*	8/2010	Yarger	604/35
D660,599	S		5/2012	Hohlbein		

8,444,340	B2	*	5/2013	Best	401/289
2006/0167391	A1	*	7/2006	Ohayon	601/165
2013/0052610	A1	*	2/2013	Dombrowski et al.	433/95

FOREIGN PATENT DOCUMENTS

CN	202396799	U	*	8/2012	A46B 15/00
EP	0 993 790	A2		4/2000		

OTHER PUBLICATIONS

StarMed Medical Disposables, "Oral-Clean, Dispositivo Monouso Per L'igiene Orale, Oral Care Disposable Device," 2 pages (2003).
Trademark Medical, "Dental Products: Suction Toothbrush,"
retrieved from <http://www.trademarkmedical.com/pro/pro-dental-plakvac.html>, 2 pages (2010).

* cited by examiner

Primary Examiner — Melanie H Tung

Assistant Examiner — Lavone D Tabor

(74) *Attorney, Agent, or Firm* — LeClairRyan, a Professional Corporation

(57) **CLAIM**

The ornamental design for a toothbrush, as shown and described.

DESCRIPTION

FIG. 1 is a top perspective view of a toothbrush.

FIG. 2 is an enlarged bottom perspective view of the toothbrush shown in FIG. 1.

FIG. 3 is a bottom view of the toothbrush shown in FIG. 1.

FIG. 4 is a top view of the toothbrush shown in FIG. 1.

FIG. 5 is a right side view of the toothbrush shown in FIG. 1.

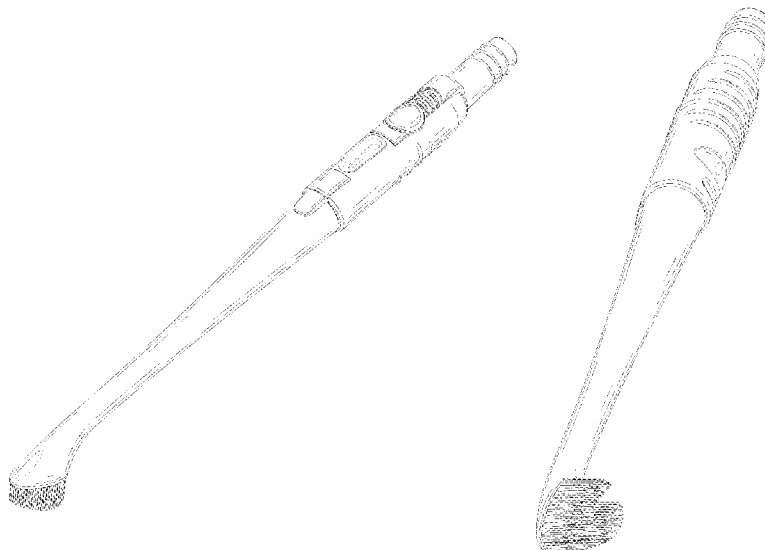
FIG. 6 is a left side view of the toothbrush shown in FIG. 1.

FIG. 7 is a greater enlarged front end view of the toothbrush shown in FIG. 1; and,

FIG. 8 is a greater enlarged rear end view of the toothbrush shown in FIG. 1.

The broken lines in the drawings are for illustrative purposes only and form no part of the claimed design.

1 Claim, 5 Drawing Sheets



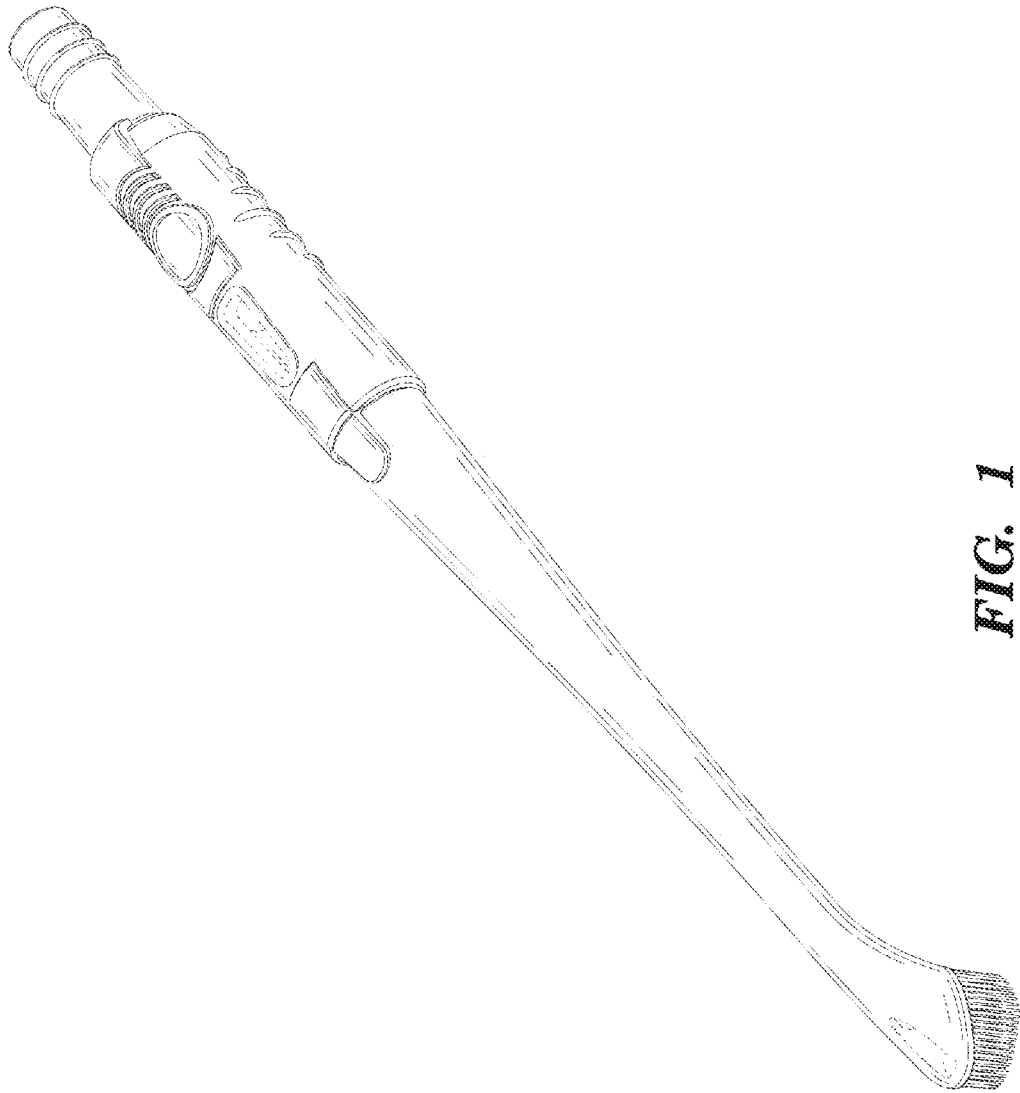


FIG. 1

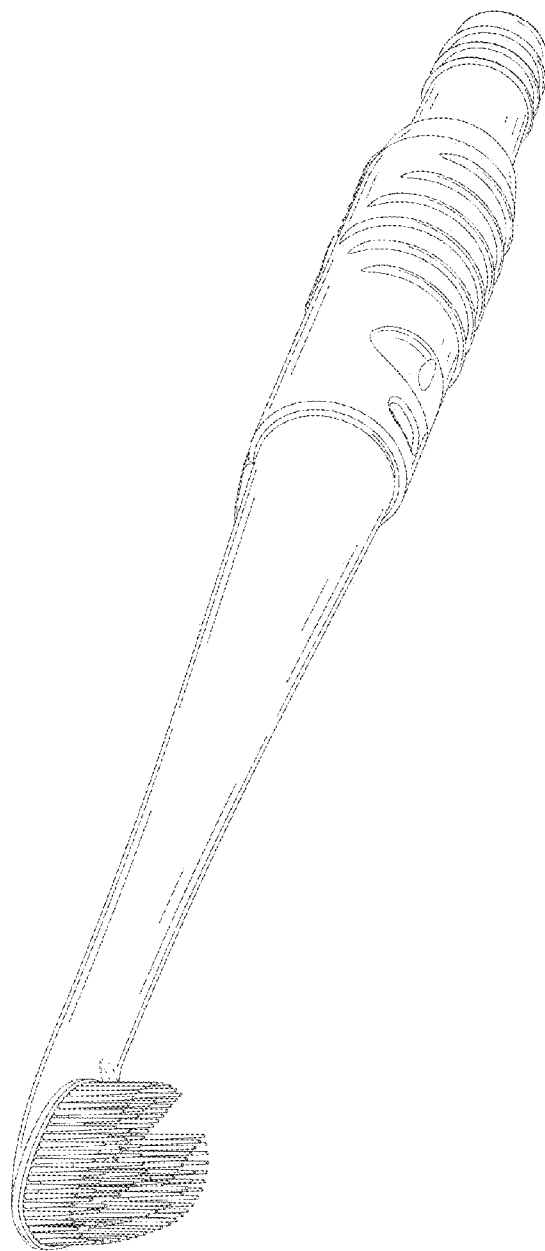


FIG. 2




FIG. 3




FIG. 4




FIG. 5




FIG. 6

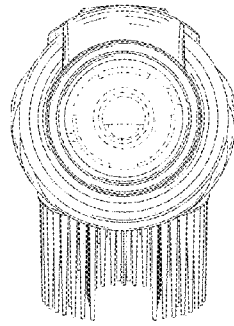


FIG. 7

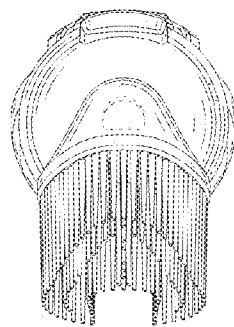


FIG. 8