

(19) World Intellectual Property Organization
International Bureau



(43) International Publication Date
26 January 2006 (26.01.2006)

PCT

(10) International Publication Number
WO 2006/009653 A1

(51) International Patent Classification⁷: C07D 401/10,
403/10, 405/14, A61K 31/4178, A61P 25/28

(74) Agent: LENCES, Barbara, L.; Wyeth, Patent Law Department, Five Giralda Farms, Madison, NJ 07940, (US).

(21) International Application Number:
PCT/US2005/020720

(81) Designated States (unless otherwise indicated, for every kind of national protection available): AE, AG, AL, AM, AT, AU, AZ, BA, BB, BG, BR, BW, BY, BZ, CA, CH, CN, CO, CR, CU, CZ, DE, DK, DM, DZ, EC, EE, EG, ES, FI, GB, GD, GE, GH, GM, HR, HU, ID, IL, IN, IS, JP, KE, KG, KM, KP, KR, KZ, LC, LK, LR, LS, LT, LU, LV, MA, MD, MG, MK, MN, MW, MX, MZ, NA, NG, NI, NO, NZ, OM, PG, PH, PL, PT, RO, RU, SC, SD, SE, SG, SK, SL, SM, SY, TJ, TM, TN, TR, TT, TZ, UA, UG, US, UZ, VC, VN, YU, ZA, ZM, ZW.

(22) International Filing Date: 14 June 2005 (14.06.2005)

(25) Filing Language: English

(26) Publication Language: English

(30) Priority Data:
60/580,286 16 June 2004 (16.06.2004) US

(71) Applicant (for all designated States except US): WYETH [US/US]; Five Giralda Farms, Madison, NJ 07940 (US).

(84) Designated States (unless otherwise indicated, for every kind of regional protection available): ARIPO (BW, GH, GM, KE, LS, MW, MZ, NA, SD, SL, SZ, TZ, UG, ZM, ZW), Eurasian (AM, AZ, BY, KG, KZ, MD, RU, TJ, TM), European (AT, BE, BG, CH, CY, CZ, DE, DK, EE, ES, FI, FR, GB, GR, HU, IE, IS, IT, LT, LU, MC, NL, PL, PT, RO, SE, SI, SK, TR), OAPI (BF, BJ, CF, CG, CI, CM, GA, GN, GQ, GW, ML, MR, NE, SN, TD, TG).

(72) Inventors; and

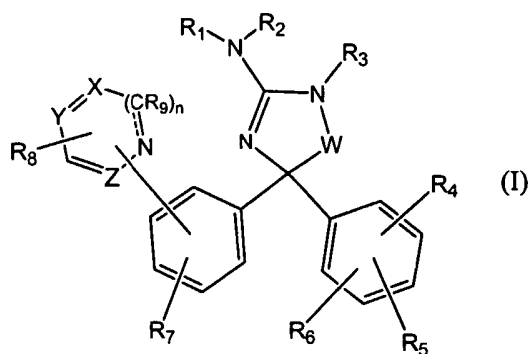
(75) Inventors/Applicants (for US only): MALAMAS, Michael Sotirios [US/US]; 2443 Oleander Circle, Jamison, PA 18929 (US). ERDEI, James Joseph [US/US]; 304B Cherry Street, Philadelphia, PA 19016 (US). GUNAWAN, Iwan Suwandi [US/US]; 29 Rue Chagall, Somerset, NJ 08873 (US). ZHOU, Ping [US/US]; 28 Marion Drive, Plainsboro, NJ 08536 (US). YAN, Yinfa [CN/US]; 362 Wren Lane, Bedminster, NJ 07921 (US). QUAGLIATO, Dominick, A. [US/US]; 9 Cory Lane, Bridgewater, NJ 08807 (US).

Published:

— with international search report

For two-letter codes and other abbreviations, refer to the "Guidance Notes on Codes and Abbreviations" appearing at the beginning of each regular issue of the PCT Gazette.

(54) Title: AMINO-5,5-DIPHENYLIMIDAZOLONE DERIVATIVES FOR THE INHIBITION OF BETA-SECRETASE



(57) Abstract: The present invention provides a compound of formula (I) and the use thereof for the therapeutic treatment, prevention or amelioration of a disease or disorder characterized by elevated β -amyloid deposits or β -amyloid levels in a patient.

WO 2006/009653 A1

AMINO-5,5-DIPHENYLIMIDAZOLONE DERIVATIVES FOR THE INHIBITION OF BETA-SECRETASE

5

BACKGROUND OF THE INVENTION

Alzheimer's disease (AD), a progressive degenerative disease of the brain primarily associated with aging, is a serious healthcare problem. Clinically, AD is characterized by the of loss of memory, cognition, reasoning, judgment, and orientation. Also affected, as the disease progresses, are motor, sensory, and linguistic abilities until global impairment of multiple cognitive functions occurs. These cognitive losses take place gradually, but typically lead to severe impairment and eventual death in 4-12 years. Patients with AD display characteristic β -amyloid deposits in the brain and in cerebral blood vessels (β -amyloid angiopathy) as well as neurofibrillary tangles. Amyloidogenic plaques and vascular amyloid angiopathy also characterize the brains of patients with Trisomy 21 (Down's Syndrome), Hereditary Cerebral Hemorrhage with Amyloidosis of the Dutch-type (HCHWA-D), and other neurodegenerative disorders. Neurofibrillary tangles also occur in other dementia-inducing disorders.

The family of proteins known as β -amyloid are thought to be causal for the pathology and subsequent cognitive decline in Alzheimer's disease. Proteolytic processing of the amyloid precursor protein (APP) generates amyloid β (A-beta) peptide; specifically, A-beta is produced by the cleavage of APP at the N-terminus by β -secretase and at the C-terminus by one or more γ -secretases. Aspartyl protease enzyme, or β -secretase enzyme (BACE), activity is correlated directly to the generation of A-beta peptide from APP (Sinha, et al, *Nature*, 1999, 402, 537-540). Increasingly, studies indicate that the inhibition of the β -secretase enzyme, inhibits

the production of A-beta peptide. The inhibition of β -secretase and consequent lowering of A-beta peptide may lead to the reduction of β -amyloid deposits in the brain and β -amyloid levels in the cerebral blood vessels and to an effective treatment of a disease or disorder caused thereby.

5 Therefore, it is an object of this invention to provide compounds which are inhibitors of β -secretase and are useful as therapeutic agents in the treatment, prevention or amelioration of a disease or disorder characterized by elevated β -amyloid deposits or β -amyloid levels in a patient.

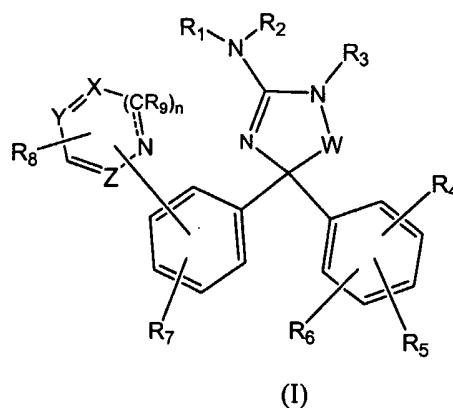
10 It is another object of this invention to provide therapeutic methods and pharmaceutical compositions useful for the treatment, prevention or amelioration of a disease or disorder characterized by elevated β -amyloid deposits or β -amyloid levels in a patient.

It is a feature of this invention that the compounds provided may also be useful to further study and elucidate the β -secretase enzyme.

15 These and other objects and features of the invention will become more apparent by the detailed description set forth hereinbelow.

SUMMARY OF THE INVENTION

20 The present invention provides a compound of formula I



wherein W is CO, CS or CH₂;

X is N, NO or CR₁₀;

25 Y is N, NO or CR₁₁;

Z is N, NO or CR₁₉ with the proviso that no more than two of X, Y or Z may be N or NO;

R₁ and R₂ are each independently H, COR₂₀, CO₂R₂₁ or an optionally substituted C₁-C₄alkyl group;

5 R₃ is H, OR₁₂ or a C₁-C₆alkyl, C₁-C₆haloalkyl, C₂-C₆alkenyl, C₂-C₆alkynyl, C₃-C₈cycloalkyl or aryl(C₁-C₆)alkyl group each optionally substituted;

R₄ and R₅ are each independently H, halogen, NO₂, CN, OR₁₃, NR₁₄R₁₅ or a C₁-C₆alkyl, C₁-C₆haloalkyl, C₂-C₆alkenyl, C₂-C₆alkynyl or C₃-C₈cycloalkyl group each optionally substituted or when attached to adjacent carbon atoms R₄ and R₅ may be taken together with the atoms to which they are attached to form an optionally substituted 5- to 7-membered ring optionally containing one or two heteroatoms selected from O, N or S;

15 R₆, R₇, R₈, R₉, R₁₀, R₁₁ and R₁₉ are each independently H, halogen, NO₂, CN, OR₁₆, NR₁₇R₁₈ or a C₁-C₆alkyl, C₁-C₆haloalkyl, C₂-C₆alkenyl, C₂-C₆alkynyl or C₃-C₈cycloalkyl group each optionally substituted;

n is 0 or 1;

----- is a single bond when n is 0 or a double bond when n is 1;

20 R₁₂, R₁₃, R₁₆, R₂₀ and R₂₁ are each independently H or a C₁-C₆alkyl, C₁-C₆haloalkyl, C₂-C₆alkenyl, C₂-C₆alkynyl, C₃-C₈cycloalkyl or aryl group each optionally substituted; and

R₁₄, R₁₅, R₁₇ and R₁₈ are each independently H or C₁-C₄alkyl; or a tautomer thereof, a stereoisomer thereof or a pharmaceutically acceptable salt thereof.

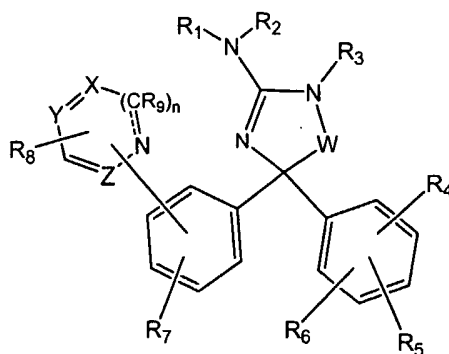
25 The present invention also provides therapeutic methods and pharmaceutical compositions useful for the treatment, prevention or amelioration of a disease or disorder characterized by increased β -amyloid deposits or increased β -amyloid levels in a patient.

30 DETAILED DESCRIPTION OF THE INVENTION

Alzheimer's disease (AD) is a major degenerative disease of the brain which presents clinically by progressive loss of memory, cognition, reasoning, judgement

and emotional stability and gradually leads to profound mental deterioration and death. The exact cause of AD is unknown, but increasing evidence indicates that amyloid beta peptide (A-beta) plays a central role in the pathogenesis of the disease. (D. B. Schenk; R. E. Rydel *et al*, *Journal of Medicinal Chemistry*, 1995, 21,4141 and
5 D. J. Selkoe, *Physiology Review*, 2001, 81, 741). Patients with AD exhibit characteristic neuropathological markers such as neuritic plaques (and in β -amyloid angiopathy, deposits in cerebral blood vessels) as well as neurofibrillary tangles detected in the brain at autopsy. A-beta is a major component of neuritic plaques in
10 AD brains. In addition, β -amyloid deposits and vascular β -amyloid angiopathy also characterize individuals with Downs Syndrome, Hereditary Cerebral Hemorrhage with Amyloidosis of the Dutch type and other neurodegenerative and dementia-inducing disorders. Over expression of the amyloid precursor protein (APP), altered cleavage of APP to A-beta or a decrease in the clearance of A-beta from a patient's
15 brain may increase the levels of soluble or fibrillar forms of A-beta in the brain. The β -site APP cleaving enzyme, BACE1, also called memapsin-2 or Asp-2, was identified in 1999 (R. Vassar, B. D. Bennett, *et al*, *Nature*, 1999, 402, 537). BACE1 is a membrane-bound aspartic protease with all the known functional properties and characteristics of β -secretase. Parallel to BACE1, a second homologous aspartyl
20 protease named BACE2 was found to have β -secretase activity *in vitro*. Low molecular weight, non-peptide, non-substrate-related inhibitors of BACE1 or β -secretase are earnestly sought both as an aid in the study of the β -secretase enzyme and as potential therapeutic agents.

Surprisingly, it has now been found that amino-5,5-diphenylimidazolone,
-imidazothione and -imidazole compounds of formula I demonstrate inhibition of β -
25 secretase and the selective inhibition of BACE1. Advantageously, said compounds may be used as effective therapeutic agents for the treatment, prevention or amelioration of a disease or disorder characterized by elevated β -amyloid deposits or β -amyloid levels in a patient. Accordingly, the present invention provides a compound of formula I



(I)

wherein W is CO, CS or CH₂;

X is N, NO or CR₁₀;

Y is N, NO or CR₁₁;

5 Z is N, NO or CR₁₉ with the proviso that no more than two of X, Y or Z may be N or NO;

R₁ and R₂ are each independently H, COR₂₀, CO₂R₂₁ or an optionally substituted C₁-C₄alkyl group;

10 R₃ is H, OR₁₂ or a C₁-C₆alkyl, C₁-C₆haloalkyl, C₂-C₆alkenyl, C₂-C₆alkynyl, C₃-C₈cycloalkyl or aryl(C₁-C₆)alkyl group each optionally substituted;

15 R₄ and R₅ are each independently H, halogen, NO₂, CN, OR₁₃, NR₁₄R₁₅ or a C₁-C₆alkyl, C₁-C₆haloalkyl, C₂-C₆alkenyl, C₂-C₆alkynyl or C₃-C₈cycloalkyl group each optionally substituted or when attached to adjacent carbon atoms R₄ and R₅ may be taken together with the atoms to which they are attached to form an optionally substituted 5- to 7-membered ring optionally containing one or two heteroatoms selected from O, N or S;

20 R₆, R₇, R₈, R₉, R₁₀, R₁₁ and R₁₉ are each independently H, halogen, NO₂, CN, OR₁₆, NR₁₇R₁₈ or a C₁-C₆alkyl, C₁-C₆haloalkyl, C₂-C₆alkenyl, C₂-C₆alkynyl or C₃-C₈cycloalkyl group each optionally substituted;

n is 0 or 1;

----- is a single bond when n is 0 or a double bond when n is 1;

25 R₁₂, R₁₃, R₁₆, R₂₀ and R₂₁ are each independently H or a C₁-C₆alkyl, C₁-C₆haloalkyl, C₂-C₆alkenyl, C₂-C₆alkynyl, C₃-C₈cycloalkyl or aryl group each optionally substituted; and

R₁₄, R₁₅, R₁₇ and R₁₈ are each independently H or C₁-C₄alkyl; or

a tautomer thereof, a stereoisomer thereof or a pharmaceutically acceptable salt thereof.

X is N, NO or CR₁₀; preferably N or CR₁₀. Y is N, NO or CR₁₁; preferably CR₁₁. Z is N, NO or CR₁₉; preferably CR₁₉. The symbol n is 0 or 1, preferably 1. R₆, R₇, R₈, R₉, R₁₀, R₁₁ and R₁₉ are each independently H, halogen, NO₂, CN, OR₁₆, NR₁₇R₁₈ or a C₁-C₆alkyl, C₁-C₆haloalkyl, C₂-C₆alkenyl, C₂-C₆alkynyl or C₃-C₈cycloalkyl group each optionally substituted; preferably H, halogen, C₁-C₄alkyl or C₁-C₄alkoxy. The ring containing X, Y and Z substitutes the phenyl group, preferably at the 3-position thereof. The ring member of the ring containing X, Y and Z that is linked to the phenyl group is preferably the carbon atom linked to Y and Z.

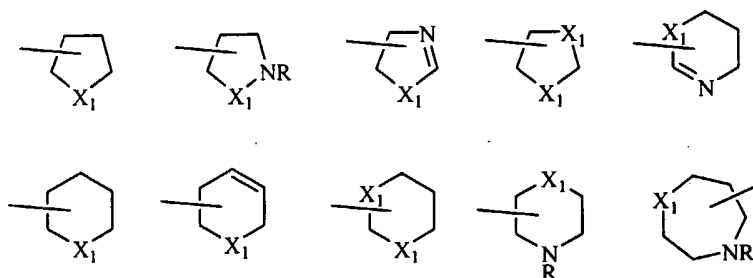
R₁ and R₂ are each independently H, COR₂₀, CO₂R₂₁ or an optionally substituted C₁-C₄alkyl group; preferably H or an optionally substituted C₁-C₄alkyl group; more preferably H, a C₁-C₄alkyl group or a C₁-C₄haloalkyl group; advantageously H.

W is preferably CO.

R₄ and R₅ are each independently H, halogen, NO₂, CN, OR₁₃, NR₁₄R₁₅ or a C₁-C₆alkyl, C₁-C₆haloalkyl, C₂-C₆alkenyl, C₂-C₆alkynyl or C₃-C₈cycloalkyl group each optionally substituted or when attached to adjacent carbon atoms R₄ and R₅ may be taken together with the atoms to which they are attached to form an optionally substituted 5- to 7-membered ring optionally containing one or two heteroatoms selected from O, N or S. Preferably R₄ and R₅ are each independently H, halogen, CN, OR₁₃, or a C₁-C₆alkyl, C₁-C₆haloalkyl, or C₃-C₈cycloalkyl group each optionally substituted or, when attached to adjacent carbon atoms, R₅ and R₆ may be taken together with said adjacent carbon atoms to form an optionally substituted 5- to 7-membered ring optionally containing one or two heteroatoms selected from O, N or S, the ring preferably containing two oxygen atoms as heteroatoms. More preferably R₄ and R₅ are each independently H, halogen, CN, OR₁₃, or a C₁-C₆alkyl, C₁-C₆haloalkyl, or C₃-C₈cycloalkyl group or, when attached to adjacent carbon atoms, R₄ and R₅ may be taken together with said adjacent carbon atoms to form a 5- to 7-membered ring optionally containing one or two heteroatoms selected from O, N or S, the ring being optionally substituted by 1, 2 or 3 halogen atoms. Advantageously at least one of R₄ and R₅ is OR₁₃ or R₄ and R₅ when taken together represent a divalent radical which is a methylenedioxy or ethylenedioxy radical optionally

substituted by one or more halogen atoms. R_{13} is H or a C_1 - C_6 alkyl, C_1 - C_6 haloalkyl, C_2 - C_6 alkenyl, C_2 - C_6 alkynyl, C_3 - C_8 cycloalkyl or aryl group each optionally substituted; preferably C_1 - C_6 alkyl substituted by 0, 1, 2 or 3 substituents independently selected from halogen atoms, nitro, cyano, thiocyanato, cyanato, hydroxyl, alkyl, haloalkyl, alkoxy, haloalkoxy, amino, alkylamino, dialkylamino, formyl, alkoxy carbonyl, carboxyl, alkoxy carbonyl, alkanoyl, alkanoyloxy, alkylthio, alkylsulphanyl, alkylsulphonyl, carbamoyl, alkylamido, phenyl, phenoxy, benzyl, benzyloxy, heterocyclyl and cycloalkyl groups.

As used in the specification and claims, the term halogen designates F, Cl, Br or I and the term cycloheteroalkyl designates a five- to seven-membered cycloalkyl ring system containing 1 or 2 heteroatoms, which may be the same or different, selected from N, O or S and optionally containing one double bond. Exemplary of the cycloheteroalkyl ring systems included in the term as designated herein are the following rings wherein X_1 is NR, O or S; and R is H or an optional substituent as described hereinbelow:



Similarly, as used in the specification and claims, the term heteroaryl designates a five- to ten-membered aromatic ring system containing 1, 2 or 3 heteroatoms, which may be the same or different, selected from N, O or S. Such heteroaryl ring systems include pyrrolyl, azolyl, oxazolyl, thiazolyl, imidazolyl, furyl, thienyl, quinolinyl, isoquinolinyl, indolyl, benzothienyl, benzofuranyl, benzisoxazolyl or the like. The term aryl designates a carbocyclic aromatic ring system such as phenyl, naphthyl, anthracenyl or the like. The term aryl(C_1 - C_4)alkyl designates an aryl group as defined hereinabove attached to a C_1 - C_4 alkyl group which may be straight or branched. Said aryl(C_1 - C_4)alkyl groups include benzyl, phenethyl, naphthylmethyl, or the like. The term haloalkyl as used herein designates a C_nH_{2n+1} group having from one to $2n+1$ halogen atoms which may be the same or different and the term haloalkoxy as used herein designates an OC_nH_{2n+1} group having from

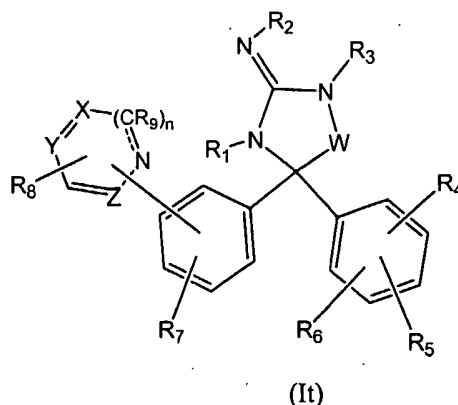
one to $2n+1$ halogen atoms which may be the same or different. Preferably the term haloalkyl designates CF_3 and the term haloalkoxy designates OCF_3 .

In the specification and claims, when the terms C_1 - C_6 alkyl, C_2 - C_6 alkenyl, C_2 - C_6 alkynyl, C_3 - C_6 cycloalkyl, cycloheteroalkyl, aryl, aryl(C_1 - C_4)alkyl or heteroaryl are designated as being optionally substituted, the substituent groups which are optionally present may be one or more of those customarily employed in the development of pharmaceutical compounds or the modification of such compounds to influence their structure/activity, persistence, absorption, stability or other beneficial property. Specific examples of such substituents include halogen atoms, nitro, cyano, thiocyanato, cyanato, hydroxyl, alkyl, haloalkyl, alkoxy, haloalkoxy, amino, alkylamino, dialkylamino, formyl, alkoxy carbonyl, carboxyl, alkanoyl, alkylthio, alkylsulphinyl, alkylsulphonyl, carbamoyl, alkylamido, phenyl, phenoxy, benzyl, benzyloxy, heterocyclyl or cycloalkyl groups, preferably halogen atoms or lower alkyl or lower alkoxy groups. Typically, 0-3 substituents may be present. When any of the foregoing substituents represents or contains an alkyl substituent group, this may be linear or branched and may contain up to 12, preferably up to 6, more preferably up to 4 carbon atoms.

Pharmaceutically acceptable salts may be any acid addition salt formed by a compound of formula I and a pharmaceutically acceptable acid such as phosphoric, sulfuric, hydrochloric, hydrobromic, citric, maleic, malonic, mandelic, succinic, fumaric, acetic, lactic, nitric, sulfonic, p-toluene sulfonic, methane sulfonic acid or the like.

Compounds of the invention include amides, esters, carbamates or other conventional prodrug forms, which in general, are functional derivatives of the compounds of the invention and which are readily converted to the inventive active moiety *in vivo*. Correspondingly, the method of the invention embraces the treatment of the various conditions described hereinabove with a compound of formula I or with a compound which is not specifically disclosed but which, upon administration, converts to a compound of formula I *in vivo*. Also included are metabolites of the compounds of the present invention defined as active species produced upon introduction of these compounds into a biological system.

Compounds of the invention may exist as one or more tautomers. One skilled in the art will recognize that compounds of formula I may also exist as the tautomer It as shown below.



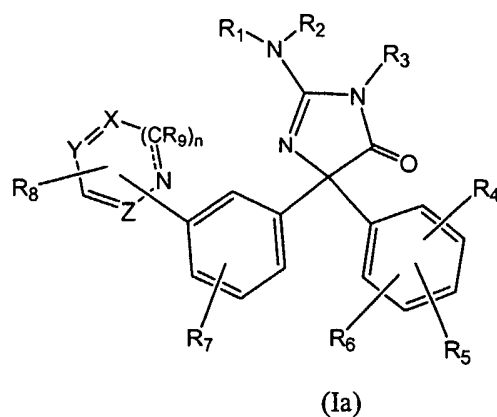
5

Tautomers often exist in equilibrium with each other. As these tautomers interconvert under environmental and physiological conditions, they provide the same useful biological effects. The present invention includes mixtures of such tautomers as well as the individual tautomers of Formula I and Formula It.

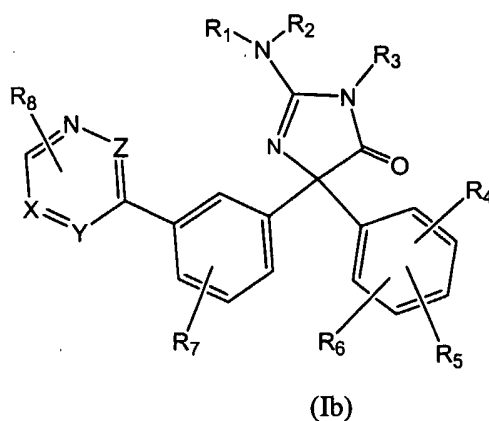
10 The compounds of the invention may contain one or more asymmetric carbon atoms or one or more asymmetric (chiral) centers and may thus give rise to optical isomers and diastereomers. Thus, the invention includes such optical isomers and diastereomers; as well as the racemic and resolved, enantiomerically pure stereoisomers; as well as other mixtures of the R and S stereoisomers. One skilled
 15 in the art will appreciate that one stereoisomer may be more active or may exhibit beneficial effects when enriched relative to the other stereoisomer(s) or when separated from the other stereoisomer(s). Additionally, the skilled artisan knows how to separate, enrich or selectively prepare said stereoisomers. Accordingly, the present invention comprises compounds of Formula I, the stereoisomers thereof, the
 20 tautomers thereof and the pharmaceutically acceptable salts thereof. The compounds of the invention may be present as a mixture of stereoisomers, individual stereoisomers, or as an optically active or enantiomerically pure form.

Preferred compounds of the invention are those compounds of formula I wherein W is CO. Another group of preferred compounds of the invention are those
 25 compounds of formula I wherein R₁ and R₂ are H and R₃ is C₁-C₄ alkyl. Also preferred are those formula I compounds wherein n is 1. A further group of preferred

compounds of the invention are those compounds of formula I wherein the nitrogen-containing 5-membered or 6-membered heteroaryl ring is attached to the phenyl ring in the 3-position of the phenyl ring; this preferred group of formula I compounds is designated in the specification and claims as formula Ia. The formula Ia compound is shown below.



More preferred compounds of the invention are those compounds of formula Ia wherein the nitrogen-containing heteroaryl ring is a 6-membered ring and is attached to the phenyl ring in the 3-position of said heteroaryl ring; this more preferred group of formula I compounds is designated in the specification and claims as formula Ib. Formula Ib is shown below.



15

Another group of more preferred compounds of the invention are those compounds of formula Ib wherein R₃ is methyl. A further group of more preferred compounds of

the invention are those compounds of formula Ib wherein Y is CR₁₁; R₁ and R₂ are H; and R₃ is methyl.

Examples of preferred compounds of formula I include:

- 2-amino-5-(4-fluoro-3-pyrimidin-5-ylphenyl)-5-(4-methoxy-3-methylphenyl)-3-methyl-
5 3,5-dihydro-4H-imidazol-4-one;
- (5S)-2-amino-5-[3-(2-fluoropyridin-3-yl)phenyl]-5-(4-methoxy-3-methylphenyl)-3-
methyl-3,5-dihydro-4H-imidazol-4-one;
- 2-amino-5-(4-methoxy-3-methylphenyl)-3-methyl-5-(3-pyrimidin-5-ylphenyl)-3,5-
dihydro-4H-imidazol-4-one;
- 10 (5S)-2-amino-5-(4-methoxy-3-methylphenyl)-3-methyl-5-(3-pyrimidin-5-ylphenyl)-3,5-
dihydro-4H-imidazol-4-one;
- (5R)-2-amino-5-(4-fluoro-3-pyrimidin-5-ylphenyl)-3-methyl-5-[4-
(trifluoromethoxy)phenyl]-3,5-dihydro-4H-imidazol-4-one;
- 4-[2-amino-4-(4-methoxy-3-methylphenyl)-1-methyl-5-oxo-4,5-dihydro-1*H*-imidazol-4-
15 yl]-2-pyridin-3-ylbenzotrile;
- 2-amino-5-(4-methoxy-3-methylphenyl)-3-methyl-5-(4-methyl-3-pyridin-3-ylphenyl)-
3,5-dihydro-4*H*-imidazol-4-one;
- 2-amino-5-[4-methoxy-3-(trifluoromethyl)phenyl]-3-methyl-5-(3-pyridin-3-ylphenyl)-
3,5-dihydro-4*H*-imidazol-4-one;
- 20 2-amino-3-ethyl-5-(4-methoxy-3-methylphenyl)-5-(3-pyridin-3-ylphenyl)-3,5-dihydro-
4*H*-imidazol-4-one;
- 2-amino-5-(4-methoxy-3-methylphenyl)-3-methyl-5-(3-pyrazin-2-ylphenyl)-3,5-
dihydro-4*H*-imidazol-4-one;
- 2-amino-3-methyl-5-(3-pyrimidin-2-ylphenyl)-5-[4-(trifluoromethoxy)phenyl]-3,5-
25 dihydro-4*H*-imidazol-4-one;
- 2-amino-5-(4-hydroxy-3-methylphenyl)-3-methyl-5-(3-pyridin-3-ylphenyl)-3,5-dihydro-
4*H*-imidazol-4-one;
- 2-amino-5-[4-methoxy-3-(trifluoromethyl)phenyl]-3-methyl-5-(3-pyrazin-2-ylphenyl)-
3,5-dihydro-4*H*-imidazol-4-one;
- 30 (5R)-2-amino-5-(4-methoxy-3-methylphenyl)-3-methyl-5-(3-pyrimidin-5-ylphenyl)-3,5-
dihydro-4*H*-imidazol-4-one;
- 2-amino-5-(4-methoxy-3-methylphenyl)-3-methyl-5-(3-pyridin-3-ylphenyl)-3,5-dihydro-
4*H*-imidazol-4-one;

- 2-amino-5-(3,4-diethoxyphenyl)-3-methyl-5-(3-pyridin-3-ylphenyl)-3,5-dihydro-4H-imidazol-4-one;
- 2-amino-5-(3,4-dimethoxyphenyl)-3-methyl-5-(3-pyridin-3-ylphenyl)-3,5-dihydro-4H-imidazol-4-one;
- 5 2-amino-5-(3-cyclopentyl-4-methoxyphenyl)-3-methyl-5-(3-pyridin-3-ylphenyl)-3,5-dihydro-4H-imidazol-4-one;
- 2-amino-5-(4-methoxy-3-propoxyphenyl)-3-methyl-5-(3-pyridin-3-ylphenyl)-3,5-dihydro-4H-imidazol-4-one;
- 10 2-amino-5-(3-butoxy-4-methoxyphenyl)-3-methyl-5-(3-pyridin-3-ylphenyl)-3,5-dihydro-4H-imidazol-4-one;
- 2-amino-5-(3-isopropoxy-4-methoxyphenyl)-3-methyl-5-(3-pyridin-3-ylphenyl)-3,5-dihydro-4H-imidazol-4-one;
- 2-amino-5-(1,3-benzodioxol-5-yl)-3-methyl-5-(3-pyridin-3-ylphenyl)-3,5-dihydro-4H-imidazol-4-one;
- 15 2-amino-5-(2,3-dihydro-1-benzofuran-5-yl)-3-methyl-5-(3-pyridin-3-ylphenyl)-3,5-dihydro-4H-imidazol-4-one;
- 2-amino-5-[3-(cyclopentyloxy)-4-methoxyphenyl]-3-methyl-5-(3-pyridin-3-ylphenyl)-3,5-dihydro-4H-imidazol-4-one;
- 5-[2-amino-1-methyl-5-oxo-4-(3-pyridin-3-ylphenyl)-4,5-dihydro-1H-imidazol-4-yl]-2-methoxybenzotrile;
- 20 2-amino-5-(3-fluoro-4-methoxyphenyl)-3-methyl-5-(3-pyridin-3-ylphenyl)-3,5-dihydro-4H-imidazol-4-one;
- 2-amino-5-(2,3-dihydro-1,4-benzodioxin-6-yl)-3-methyl-5-(3-pyridin-3-ylphenyl)-3,5-dihydro-4H-imidazol-4-one;
- 25 2-amino-5-(3-chloro-4-methoxyphenyl)-3-methyl-5-(3-pyridin-3-ylphenyl)-3,5-dihydro-4H-imidazol-4-one;
- 2-amino-3-methyl-5-(3-pyridin-3-ylphenyl)-5-(3,4,5-trimethoxyphenyl)-3,5-dihydro-4H-imidazol-4-one;
- 2-amino-5-(4-methoxy-3-methylphenyl)-3-methyl-5-(3-pyridin-4-ylphenyl)-3,5-dihydro-4H-imidazol-4-one;
- 30 2-amino-5-(3-ethoxy-4-methoxyphenyl)-3-methyl-5-(3-pyridin-3-ylphenyl)-3,5-dihydro-4H-imidazol-4-one;

2-amino-3-methyl-5-(3-pyridin-3-ylphenyl)-5-[4-(trifluoromethoxy)phenyl]-3,5-dihydro-4H-imidazol-4-one;

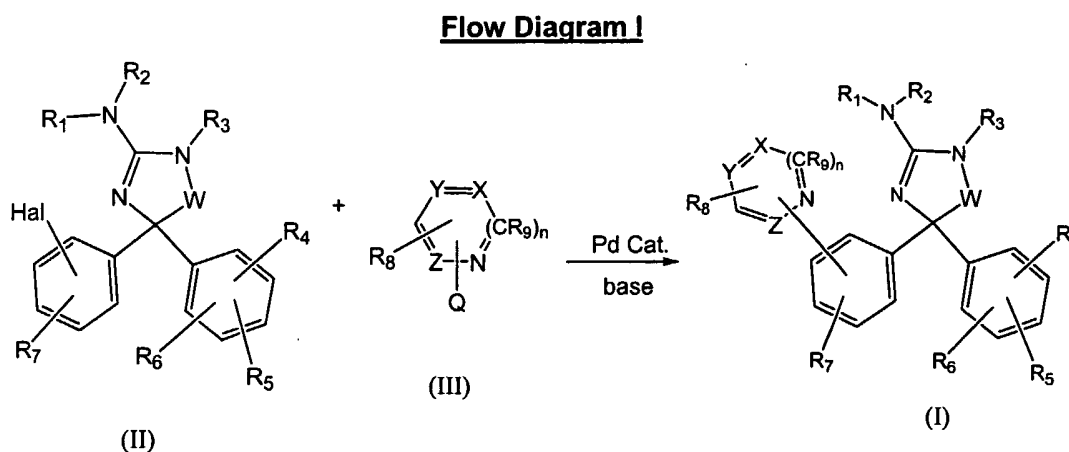
2-amino-3-methyl-5-(3-pyridin-3-ylphenyl)-5-[(4-trifluoromethoxy-3-trifluoromethyl)phenyl]-3,5-dihydro-4H-imidazol-4-one;

5 2-amino-5-(3,4-diethoxyphenyl)-5-(4-fluoro-3-pyridin-3-ylphenyl)-3-methyl-3,5-dihydro-4H-imidazol-4-one;

2-amino-5-(3-chloro-4-trifluoromethoxyphenyl)-5-(4-fluoro-3-pyridin-3-ylphenyl)-3-methyl-3,5-dihydro-4H-imidazol-4-one;

a tautomer thereof; a stereoisomer thereof; or a pharmaceutically acceptable salt thereof.

Advantageously, the present invention provides a process for the preparation of a compound of formula I which comprises reacting a compound of formula II wherein Hal is Cl or Br with a compound of formula III wherein Q is B(OH)₂, Sn(Bu)₃ or Sn(CH₃)₃ in the presence of a palladium catalyst and an inorganic base optionally in the presence of a solvent. The process is shown in flow diagram I, wherein Hal and Q are as defined hereinabove.



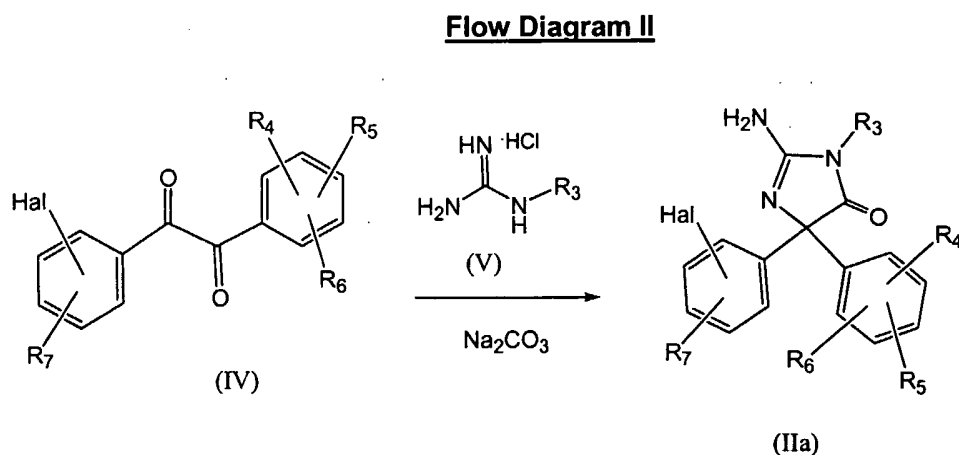
20

Palladium catalysts suitable for use in the process of the invention include Pd(0) or Pd(II) catalysts such as dichlorobis(tri-*o*-tolylphosphine)palladium(II), Pd(OCOCH₃)₂/tri-*o*-tolylphosphine, tetrakis(triphenylphosphine)palladium(0), tris(dibenzylideneacetone)dipalladium(0)triphenylphosphine, or the like.

25 Inorganic bases suitable for use in the inventive process include Na or K hydroxides, carbonates or bicarbonates, preferably Na₂CO₃ or K₂CO₃.

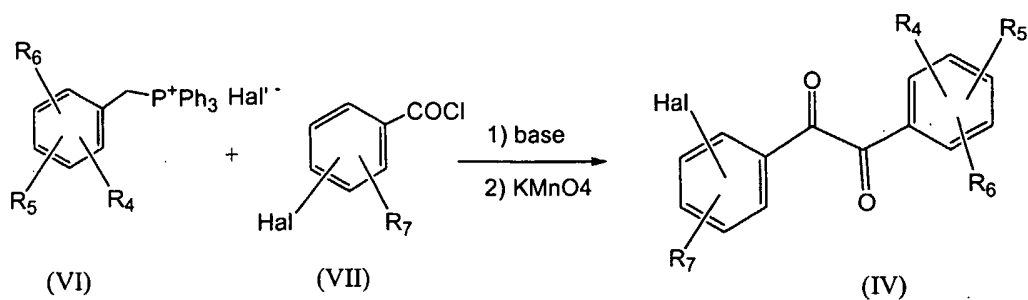
Solvents suitable for use in the inventive process include polar or non-polar organic solvents such as toluene, diethoxy ethyl ether, dioxane, ethyleneglycol dimethyl ether or any non-reactive organic solvent which is capable of solubilizing the formula II or formula III compounds.

- 5 Compounds of formula II may be prepared using conventional synthetic methods and, if required, standard separation or isolation techniques. For example, compounds of formula II wherein W is CO and R₁ and R₂ are H (IIa), may be prepared by reacting a diketone of formula IV with a substituted guanidine of formula V in the presence of a base such as Na₂CO₃ to give the desired compound of
10 formula IIa. The reaction is shown in flow diagram II wherein Hal is Cl or Br.



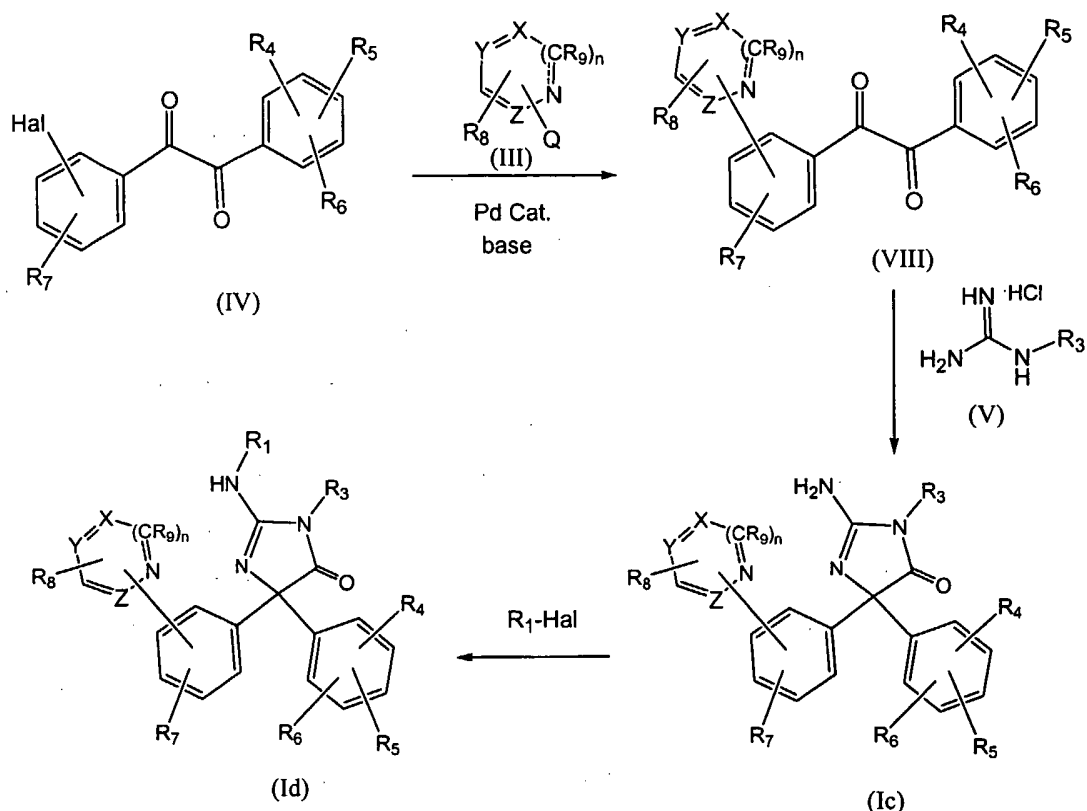
- 15 Compounds of formula IV may be prepared by reacting a triphenylphosphonium salt of formula VI with a benzoyl chloride of formula VII in the presence of a base such as Na₂CO₃ to form the corresponding triphenylphosphine ylide and oxidizing said ylide with KMnO₄ in the presence of MgSO₄ to give the desired diketone of formula IV. The reaction is shown in flow diagram III wherein Hal
20 and Hal' are each independently Cl or Br and Ph represents a phenyl group.

Flow Diagram III



Alternatively, compounds of formula I wherein W is CO and R_1 and R_2 are H (Ic) may be prepared by reacting a diketone of formula IV with a compound of formula III in the presence of a palladium catalyst and an inorganic base to give the diketone of formula VIII and reacting said formula VIII diketone with a substituted guanidine of formula V (as shown in flow diagram II hereinabove) to give the desired compound of formula Ic. Compounds of formula I wherein R_1 is other than H (Id) may be prepared using standard alkylation techniques such as reacting the compound of formula Ic with an alkyl halide, R_1 -Hal, to give the compound of formula I wherein R_1 is other than H and R_2 is H (Id). The reaction is shown in flow diagram IV wherein Q is $B(OH)_2$, $Sn(Bu)_3$ or $Sn(CH_3)_3$ and Hal is Cl or Br.

Flow Diagram IV



Compounds of formula I wherein W is CO and R₁ and R₂ are other than H may be prepared by reacting said formula Id compound with a second alkyl halide, R₂-Hal, to give the desired formula I compound wherein R₁ and R₂ are other than H.

Advantageously, the compounds of the invention are useful for the treatment, prevention or amelioration of a disease or disorder characterized by elevated β-amyloid deposits or β-amyloid levels in a patient, including Alzheimer's disease, Downs Syndrome, Hereditary Cerebral Hemorrhage with Amyloidosis of the Dutch type or other neurodegenerative or dementia-inducing disorders. Accordingly, the present invention provides a method for the treatment, prevention or amelioration of a disease or disorder characterized by elevated β-amyloid deposits or β-amyloid levels in a patient which comprises providing said patient with a therapeutically effective amount of a compound of formula I as described hereinabove. The compound may be provided by oral or parenteral administration or in any common manner known to be an effective administration of a therapeutic agent to a patient in need thereof.

The term "providing" as used herein with respect to providing a compound or substance embraced by the invention, designates either directly administering such a compound or substance, or administering a prodrug, derivative or analog which forms an equivalent amount of the compound or substance within the body.

5 As described herein, a therapeutically or prophylactically useful amount of a compound of the invention is that amount of a compound which alleviates the symptoms of the disease, e.g., AD, or which prevents the onset of symptoms, or the onset of more severe symptoms. The useful amounts of a compound may vary depending upon the formulation and route of delivery. For example, higher amounts
10 may be delivered orally than when the compound is formulated for injection or inhalation, in order to deliver a biologically equivalent amount of the drug. Suitably, an individual dose (i.e., per unit) of a compound of the invention is in the range from about 1 µg/kg to about 10 g/kg. Desirably, these amounts are provided on a daily basis. However, the dosage to be used in the treatment or prevention of a specific
15 cognitive deficit or other condition may be subjectively determined by the attending physician. The variables involved include the specific cognitive deficit and the size, age and response pattern of the patient. For example, based upon the activity profile and potency of the compounds of this invention, a starting dose of about 375 to 500 mg per day with gradual increase in the daily dose to about 1000 mg per day may
20 provide the desired dosage level in the human.

In actual practice, the compounds of the invention are provided by administering the compound or a precursor thereof in a solid or liquid form, either neat or in combination with one or more conventional pharmaceutical carriers or excipients. Accordingly, the present invention provides a pharmaceutical
25 composition which comprises a pharmaceutically acceptable carrier and an effective amount of a compound of formula I as described hereinabove.

Solid carriers suitable for use in the composition of the invention include one or more substances which may also act as flavoring agents, lubricants, solubilizers, suspending agents, fillers, glidants, compression aides, binders, tablet-disintegrating
30 agents or encapsulating materials. In powders, the carrier may be a finely divided solid which is in admixture with a finely divided compound of formula I. In tablets, the formula I compound may be mixed with a carrier having the necessary compression properties in suitable proportions and compacted in the shape and size desired. Said

powders and tablets may contain up to 99% by weight of the formula I compound. Solid carriers suitable for use in the composition of the invention include calcium phosphate, magnesium stearate, talc, sugars, lactose, dextrin, starch, gelatin, cellulose, methyl cellulose, sodium carboxymethyl cellulose, polyvinylpyrrolidone, low melting waxes and ion exchange resins.

Any pharmaceutically acceptable liquid carrier suitable for preparing solutions, suspensions, emulsions, syrups and elixirs may be employed in the composition of the invention. Compounds of formula I may be dissolved or suspended in a pharmaceutically acceptable liquid carrier such as water, an organic solvent, or a pharmaceutically acceptable oil or fat, or a mixture thereof. Said liquid composition may contain other suitable pharmaceutical additives such as solubilizers, emulsifiers, buffers, preservatives, sweeteners, flavoring agents, suspending agents, thickening agents, coloring agents, viscosity regulators, stabilizers, osmo-regulators, or the like. Examples of liquid carriers suitable for oral and parenteral administration include water (particularly containing additives as above, e.g., cellulose derivatives, preferably sodium carboxymethyl cellulose solution), alcohols (including monohydric alcohols and polyhydric alcohols, e.g., glycols) or their derivatives, or oils (e.g., fractionated coconut oil and arachis oil). For parenteral administration the carrier may also be an oily ester such as ethyl oleate or isopropyl myristate.

Compositions of the invention which are sterile solutions or suspensions are suitable for intramuscular, intraperitoneal or subcutaneous injection. Sterile solutions may also be administered intravenously. Inventive compositions suitable for oral administration may be in either liquid or solid composition form.

Alternatively, the use of sustained delivery devices may be desirable, in order to avoid the necessity for the patient to take medications on a daily basis. "Sustained delivery" is defined as delaying the release of an active agent, i.e., a compound of the invention, until after placement in a delivery environment, followed by a sustained release of the agent at a later time. Those of skill in the art know suitable sustained delivery devices. Examples of suitable sustained delivery devices include, e.g., hydrogels (see, e.g., US Patent Nos. 5,266,325; 4,959,217; and 5,292,515), an osmotic pump, such as described by Alza (US Patent Nos. 4,295,987 and 5,273,752) or Merck (European Patent No. 314,206), among others; hydrophobic membrane

materials, such as ethylenemethacrylate (EMA) and ethylenevinylacetate (EVA); bioresorbable polymer systems (see, e.g., International Patent Publication No. WO 98/44964, Bioxid and Cellomeda; US Patent Nos. 5,756,127 and 5,854,388); other bioresorbable implant devices have been described as being composed of, for
5 example, polyesters, polyanhydrides, or lactic acid/glycolic acid copolymers (see, e.g., US Patent No. 5,817,343 (Alkermes Inc.)). For use in such sustained delivery devices, the compounds of the invention may be formulated as described herein.

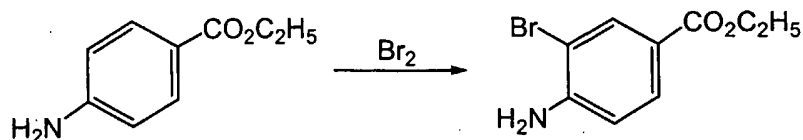
In another aspect, the invention provides a pharmaceutical kit for delivery of a product. Suitably, the kit contains packaging or a container with the compound
10 formulated for the desired delivery route. For example, if the kit is designed for administration by inhalation, it may contain a suspension containing a compound of the invention formulated for aerosol or spray delivery of a predetermined dose by inhalation. Suitably, the kit contains instructions on dosing and an insert regarding the active agent. Optionally, the kit may further contain instructions for monitoring
15 circulating levels of product and materials for performing such assays including, e.g., reagents, well plates, containers, markers or labels, and the like. Such kits are readily packaged in a manner suitable for treatment of a desired indication. For example, the kit may also contain instructions for use of the spray pump or other delivery device.

20 Other suitable components to such kits will be readily apparent to one of skill in the art, taking into consideration the desired indication and the delivery route. The doses may be repeated daily, weekly, or monthly, for a predetermined length of time or as prescribed.

For a more clear understanding, and in order to illustrate the invention more
25 clearly, specific examples thereof are set forth hereinbelow. The following examples are merely illustrative and are not to be understood as limiting the scope and underlying principles of the invention in any way. Indeed, various modifications of the invention, in addition to those shown and described herein, will become apparent to those skilled in the art from the examples set forth hereinbelow and the foregoing
30 description. Such modifications are also intended to fall within the scope of the appended claims.

Unless otherwise noted, all parts are parts by weight. The terms HNMR and HPLC designate proton nuclear magnetic resonance and high performance liquid

chromatography, respectively. The terms EtOAc and THF designate ethyl acetate and tetrahydrofuran, respectively. In the structures, the term Ph designates a phenyl group.

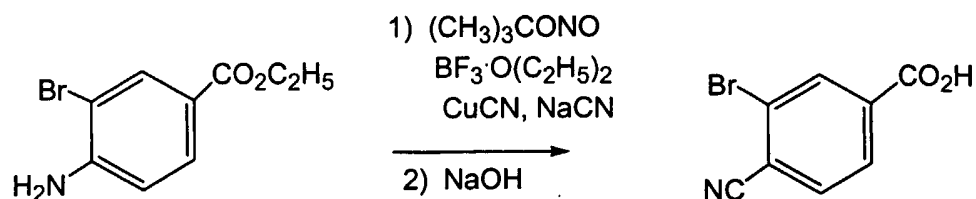
EXAMPLE 1**Preparation of Ethyl 4-amino-3-bromobenzoate**

5

A solution of bromine (7.0 mL, 137.3 mmol) in dichloromethane is added dropwise to a cold (-10 °C) solution of ethyl 4-aminobenzoate (22.0 g, 133.3 mmol) in dichloromethane. The reaction mixture is allowed to come to room temperature, stirred for 18 h and diluted with water. The organic phase is separated, washed
 10 twice with brine, dried over MgSO₄ and concentrated *in vacuo*. The resultant residue is purified by flash chromatography (SiO₂, 8/1 hexanes/EtOAc as eluent) to afford the title compound as a white solid, 28.6 g (88% yield), identified by HNMR and mass spectral analyses. MS *m/e* 242 (M-H)⁺; ¹H NMR (400 MHz, DMSO-d₆) δ 1.28 (t, *J* = 7.01 Hz, 3 H), 4.22 (q, *J* = 7.16 Hz, 2 H), 6.18 (brs, 2 H), 6.81 (d, *J* = 7.91 Hz, 1H),
 15 7.65 (dd, *J* = 8.54, 1.98 Hz 1 H), 7.89 (d, *J* = 1.83 Hz, 1H).

EXAMPLE 2**Preparation of 3-Bromo-4-cyanobenzoic acid**

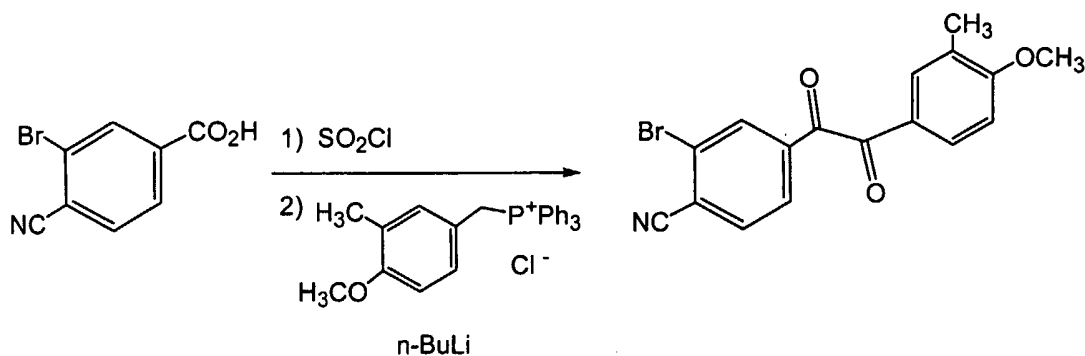
20



A solution of ethyl 4-amino-3-bromobenzoate (23.5 g, 96.3 mmol) in methylene chloride at -10° C is treated dropwise with *tert*-butyl nitrite (14.0 mL, 118.4
 25 mmol), followed by boron trifluoride diethyl etherate (18.4 mL, 146.5 mmol). The reaction mixture is allowed to come to room temperature, stirred for 4 h, diluted with ethyl ether and filtered. The filtercake is dried, dispersed in toluene, cooled to 0° C, treated with a solution of copper (I) cyanide (11.5 g, 129.2 mmol) and sodium

cyanide (15.8 g, 323.1 mmol) in water, stirred at 0° C for 30 min., warmed to 60° C, stirred for 1h, cooled to room temperature and diluted with EtOAc and water. The organic phase is separated, dried over MgSO₄ and concentrated *in vacuo*. The resultant residue is crystallized from ethyl ether/hexanes to give the ethyl ester of the title compound as an off-white solid, 18.6 g (76% yield). A solution of this ester (8.5 g, 33.6 mmol) in THF is treated with a solution of NaOH (30 mL, 2.5 N) and ethanol, stirred for 20 h, acidified with 2N HCl and extracted with ethyl ether. The ether extracts are combined, dried over MgSO₄ and concentrated *in vacuo*. The resultant residue is crystallized from ethyl ether/hexanes to afford the title compound as a beige solid, 6.81 g (90% yield), identified by HNMR and mass spectral analyses. MS *m/e* 223 (M-H)⁺; ¹H NMR (400 MHz, DMSO-d₆) δ 8.05 (dd, *J* = 9.76, 1.37 Hz 1 H), 8.09 (d, *J* = 8.08 Hz, 1H), 8.29 (d, *J* = 1.37 Hz, 1H).

15

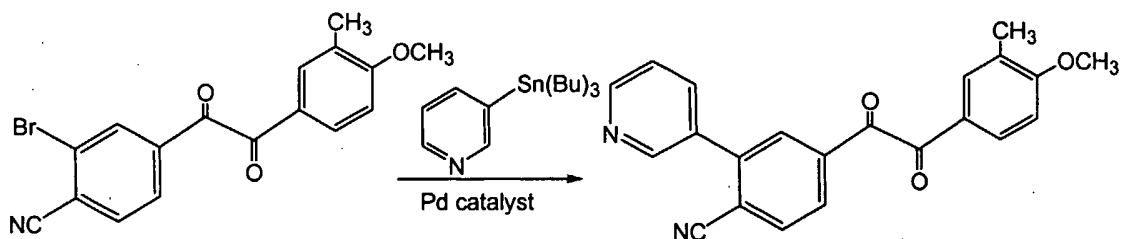
EXAMPLE 3**Preparation of 2-Bromo-4-[(4-methoxy-3-methylphenyl)(oxo)acetyl]benzonitrile**

20 A suspension of 3-bromo-4-cyanobenzoic acid (1.65 g, 7.28 mmol) in thionyl chloride (10 mL) is treated with 3 drops of N,N-dimethylformamide, heated at reflux temperature for 1 h and concentrated *in vacuo*. This acid chloride residue is re-evaporated 3X with toluene to remove any remaining thionyl chloride. A mixture of 3-methyl-4-methoxybenzyl triphenylphosphonium chloride (6.3 g, 14.55 mmol) in toluene at 0° C is treated dropwise with n-butyllithium (6.1 mL, 2.5 M in hexanes),
 25 allowed to come to room temperature, stirred for 2 h, cooled to 0° C, treated dropwise

with a solution of the above-obtained acid chloride in toluene, allowed to come to room temperature, stirred for 2 h, quenched with water and concentrated *in vacuo*. The resultant residue is dispersed in acetone and water, treated with MgSO₄ (7.5 g, 62.5 mmol) and KMnO₄ (2.18 g, 13.8 mmol), vigorously stirred at 45° C for 18 h and
 5 filtered. The filtrate is diluted with EtOAc, washed sequentially with water and brine, dried over MgSO₄ and evaporated to dryness. This residue is purified by flash chromatography (SiO₂, 2/1 hexanes/EtOAc as eluent) to afford the title compound as a yellow solid, 1.8 g (69% yield), identified by HNMR and mass spectral analyses. MS *m/e* 357 (M+H)⁺; ¹H NMR (400 MHz, DMSO-d₆) δ 2.21 (s, 3H), 3.93 (s, 3H),
 10 7.15 (d, *J* = 8.54 Hz, 1H), 7.81 (d, *J* = 1.38 Hz, 1H), 7.85 (dd, *J* = 8.54, 2.14 Hz, 1H), 8.03 (dd, *J* = 8.08, 1.52 Hz, 1H), 8.18 (d, *J* = 8.08 Hz, 1H), 8.30 (d, *J* = 1.38 Hz, 1H).

EXAMPLE 4

15 Preparation of 4-[(4-Methoxy-3-methylphenyl)(oxo)acetyl]-2-pyridin-3-ylbenzonitrile

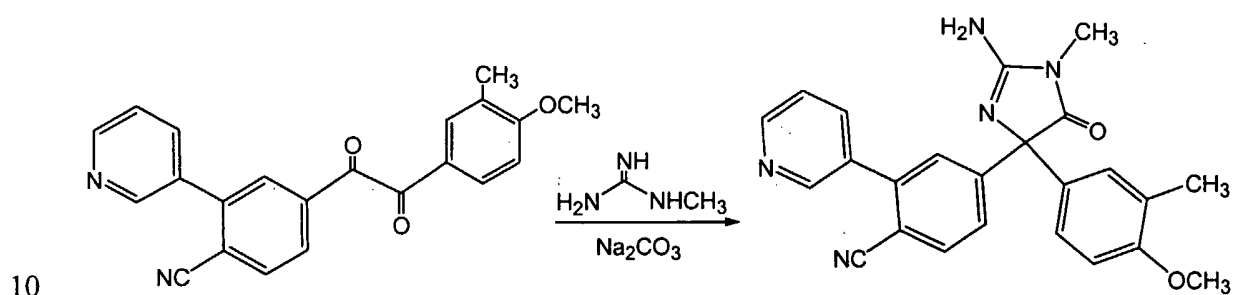


20

A mixture of 2-bromo-4-[(4-methoxy-3-methylphenyl)(oxo)acetyl]benzonitrile (200 mg, 0.56 mmol) and 3-(tributylstannyl)pyridine (268 mg, 0.73 mmol) in 1,2-diethoxyethane is treated with dichlorobis(tri-*o*-tolylphosphine)palladium(II) (39.6 mg, 0.05 mmol), heated at 145° C, stirred for 30 min. and filtered to remove the catalyst.
 25 The filtrate is evaporated to dryness. The resultant residue is purified by flash chromatography (SiO₂, 2/1 hexanes/EtOAc as eluent) and crystallization from ethyl ether/hexanes to afford the title compound as a yellow solid, 181 mg (91% yield), identified by HNMR and mass spectral analyses. MS *m/e* 357 (M+H)⁺; ¹H NMR (400 MHz, DMSO-d₆) δ 2.21 (s, 3H), 3.93 (s, 3H), 7.18 (d, *J* = 8.69 Hz, 1H), 7.61 (m, 1H),

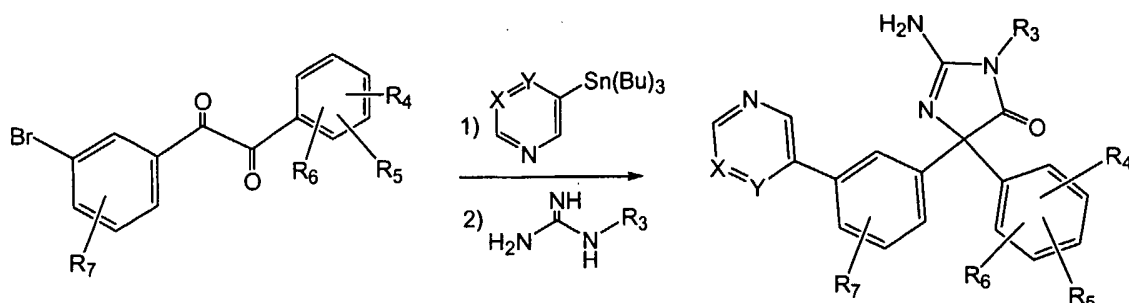
7.82 (d, $J = 8.54$, 1H), 7.84 (dd, $J = 8.54$, 1.99 Hz 1 H), 8.07 (dd, $J = 7.76$, 1.67 Hz, 1H), 8.12 (m, $J = 1.38$ Hz, 2H), 8.25 (d, $J = 8.08$ Hz, 1H), 8.74 (m, 1H), 8.85 (d, 1.68 Hz, 1H).

5

EXAMPLE 5**Preparation of 4-[2-amino-4-(4-methoxy-3-methylphenyl)-1-methyl-5-oxo-4,5-dihydro-1H-imidazol-4-yl]-2-pyridin-3-ylbenzonitrile**

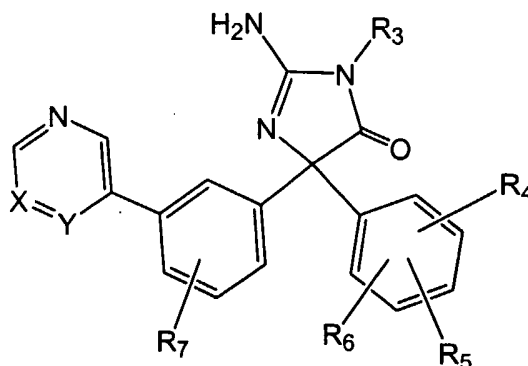
A mixture of 4-[4-methoxy-3-methylphenyl(oxo)acetyl]-2-pyridin-3-ylbenzonitrile (160 mg, 0.45 mmol) and 1-methylguanidine hydrochloride (222 mg, 2.02 mmol) in dioxane and ethyl alcohol is treated with Na_2CO_3 (214 mg, 2.02 mmol) in water, stirred at 85° C for 3 h and concentrated *in vacuo*. The resultant residue is partitioned between chloroform and water. The phases are separated and the organic phase is dried over MgSO_4 and concentrated *in vacuo*. This residue is purified by flash chromatography (SiO_2 , 15/1 EtOAc/methanol as eluent) and crystallization from CHCl_3 /hexanes to give the title compound as a white solid, 138 mg (75% yield), identified by HNMR and mass spectral analyses. MS m/e 412 ($\text{M}+\text{H}^+$); ^1H NMR (400 MHz, DMSO-d_6) δ 2.09 (s, 3H), 2.98 (s, 3H), 3.74 (s, 3H), 6.74 (brs, 2H), 6.86 (d, $J = 8.69$ Hz, 1H), 7.22 (s, 1H), 7.26 (d, $J = 8.54$ Hz, 1H), 7.58 (m, 1H), 7.69 (s, 1H), 7.70 (s, 1H), 7.9-8.0 (m, 2H), 8.7 (m, 2H).

25

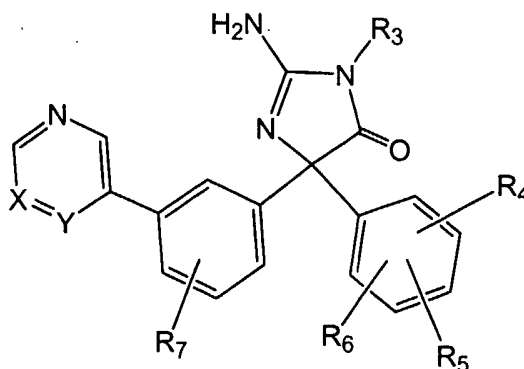
EXAMPLES 6-33**Preparation of Amino-5,5-diphenylimidazolone Derivatives**

5

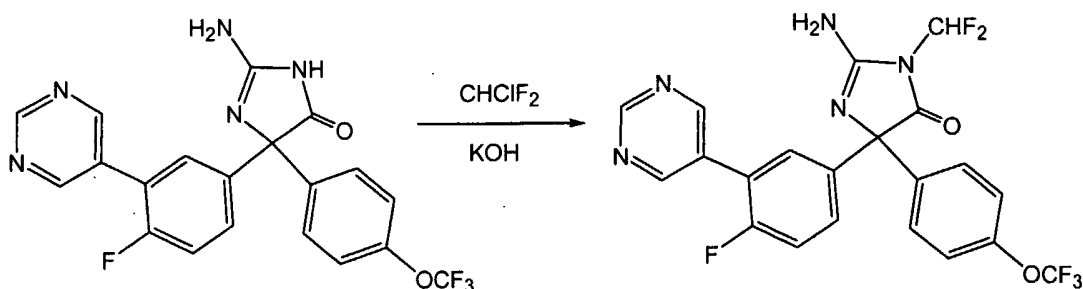
Using essentially the same procedures described in Examples 4 and 5 hereinabove and employing the appropriate dione substrate, tributylstannyl-pyridine or -pyrimidine intermediate and desired guanidine reagent, the compounds shown on Table I are obtained and identified by HNMR and mass spectral analyses.

Table I

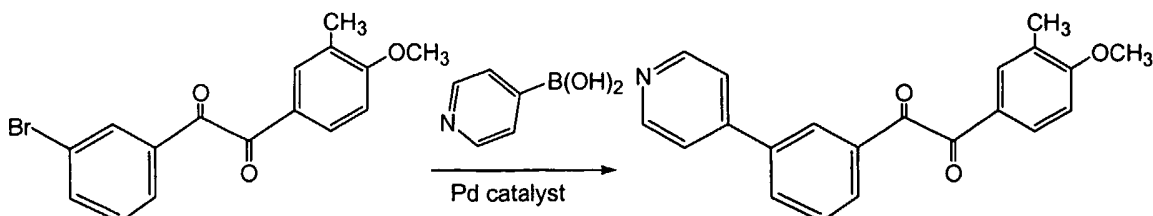
Ex. No	R ₃	R ₄	R ₅	R ₆	R ₇	X	Y	mp °C
6	CH ₃	3-CH ₃	4-OCH ₃	H	4-CH ₃	CH	CH	----
7	CH ₃	3-CF ₃	4-OCH ₃	H	H	CH	CH	----
8	C ₂ H ₅	3-CH ₃	4-OCH ₃	H	H	CH	CH	----
9	CH ₃	3-CH ₃	4-OCH ₃	H	H	CH	N	----
10	CH ₃	3-CH ₃	4-OH	H	H	CH	CH	----
11	CH ₃	3-CF ₃	4-OCH ₃	H	H	CH	N	----
12	CH ₃	3-CH ₃	4-OCH ₃	H	H	N	CH	126

Table I Cont.d

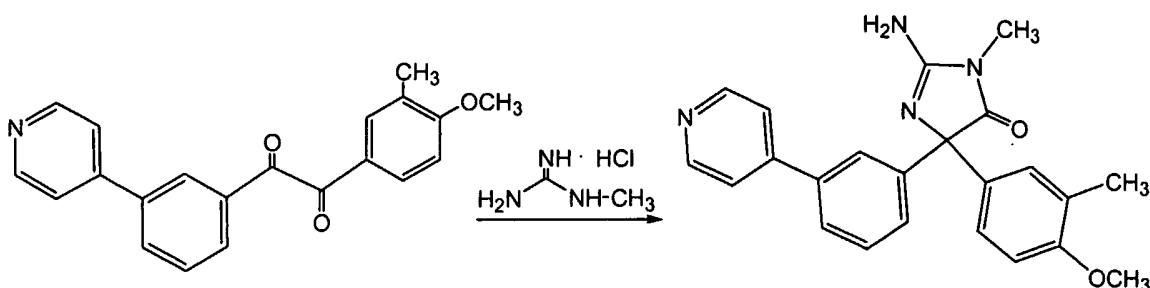
Ex. No	R ₃	R ₄	R ₅	R ₆	R ₇	X	Y	mp °C
13	CH ₃	3-CH ₃	4-OCH ₃	H	H	CH	CH	117-120
14	CH ₃	3-OCH ₃	4-OCH ₃	H	H	CH	CH	108-111
15	CH ₃	3-cyclopentyl	4-OCH ₃	H	H	CH	CH	105-110
16	CH ₃	3-OC ₃ H ₇	4-OCH ₃	H	H	CH	CH	103-106
17	CH ₃	3-OC ₄ H ₉	4-OCH ₃	H	H	CH	CH	97-100
18	CH ₃	3-OCH(CH ₃) ₂	4-OCH ₃	H	H	CH	CH	106-109
19	CH ₃	3-Ocyclopentyl	4-OCH ₃	H	H	CH	CH	117-120
20	CH ₃	3-CN	4-OCH ₃	H	H	CH	CH	140-143
21	CH ₃	3-F	4-OCH ₃	H	H	CH	CH	111-114
22	CH ₃	3-Cl	4-OCH ₃	H	H	CH	CH	112-116
23	CH ₃	3-OCH ₃	4-OCH ₃	5-OCH ₃	H	CH	CH	104-107
24	CH ₃	3-OC ₂ H ₅	4-OCH ₃	H	H	CH	CH	125
25	CH ₃	3-OCF ₃	H	H	H	CH	CH	198
26	CH ₃	3-CF ₃	4-OCF ₃	H	H	CH	CH	98
27	CH ₃	3-OC ₂ H ₅	4-OC ₂ H ₅	H	4-F	CH	CH	99-100
28	CH ₃	3-Cl	4-OCF ₃	H	4-F	CH	CH	99-102
29	CH ₃	3-OC ₂ H ₅	3-OC ₂ H ₅	H	H	CH	CH	95-99
30	CH ₃	3-O-CH ₂ -O-4		H	H	CH	CH	104-106
31	CH ₃	3-CH ₂ -CH ₂ -O-4		H	H	CH	CH	122-126
32	CH ₃	3-O-CH ₂ -CH ₂ -O-4-		H	H	CH	CH	157-160
33	H	H	4-OCF ₃	H	4-F	N	CH	---

EXAMPLE 34**Preparation of 2-Amino-3-difluoromethyl-5-[4-fluoro-3-(pyrimidin-5-yl)phenyl]-5-[4-(trifluoromethoxy)phenyl]-3,5-dihydro-4H-imidazol-4-one**

A solution of 2-amino-5-[4-fluoro-3-(pyrimidin-5-yl)phenyl]-5-[4-(trifluoromethoxy)phenyl]-3,5-dihydro-4H-imidazol-4-one (0.398 g, 0.92 mmol) in dimethylformamide is treated with KOH (0.057g, 1.01 mmol), cooled to -45°C , and bubbled with chlorodifluoromethane (1.40 g, 17.6 mmol). The reaction vessel is sealed and heated at 70°C for 18 h. The reaction is cooled to room temperature, quenched by careful addition to water, extracted with ethyl acetate, diluted with brine and extracted again with ethyl acetate. The combined extracts are washed with brine, dried over sodium sulfate and concentrated. The resultant residue is purified twice by flash chromatography (silica, 95:5:0.5 to 90:10:0.5 methylene chloride/methanol/concentrated ammonium hydroxide and 100:0 to 98:2 methylene chloride/methanol as eluents) to afford the title compound as a white solid, 0.064 g (14% yield), mp $82\text{--}94^{\circ}\text{C}$, identified by HNMR, infrared and mass spectral analyses. ^1H NMR (500 MHz, CDCl_3) δ 9.21 (s, 1H), 8.89 (s, 2H), 7.64–7.60 (m, 2H), 7.54 (d, $J = 8.8$ Hz, 2H), 7.23–7.18 (m, 3H), 6.95 (t, $J = 58$ Hz, 1H), 4.92 (br s, 2H); IR (ATR) 3497, 3309, 3149, 1761, 1678, 1497, 1449, 1416, 1252, 1212, 1162 cm^{-1} ; ESI MS m/z 482 [$\text{C}_{21}\text{H}_{13}\text{F}_6\text{N}_5\text{O}_2 + \text{H}$] $^+$;

EXAMPLE 35**Preparation of 1-(4-Methoxy-3-methylphenyl)-2-(3-pyridin-4-ylphenyl)ethane-1,2-dione**

A solution of 1-(3-bromo-phenyl)-2-(4-methoxy-3-methylphenyl)ethane-1,2-dione (0.25 g, 0.75 mmol) in dioxane is treated sequentially with tri-*o*-tolylphosphine (57 mg, 0.187 mmol), palladium (II) acetate (21 mg, 0.093 mmol), pyridine-4-boronic acid (139 mg, 1.125 mmol) and H₂O, stirred at 100° C for 4 h, cooled to room temperature and filtered. The filtrate is evaporated *in vacuo*. The resultant residue is purified by flash chromatography on silica gel (hexanes/EtOAc 3/7 as eluent), to afford the title compound as a yellow solid, 0.145 g (58% yield), identified by HNMR and mass spectral analyses. *MS m/e* (M+H)⁺ 332; ¹H NMR (400 MHz, CDCl₃) δ 2.28 (s, 3H) 3.95 (s, 3H) 6.94 (d, 1H) 7.68 (m, 3H) 7.84 (m, 2H) 7.88 (m, 1H) 8.08 (m, 1H) 8.30 (m, 1H) 8.75 (m, 2H).

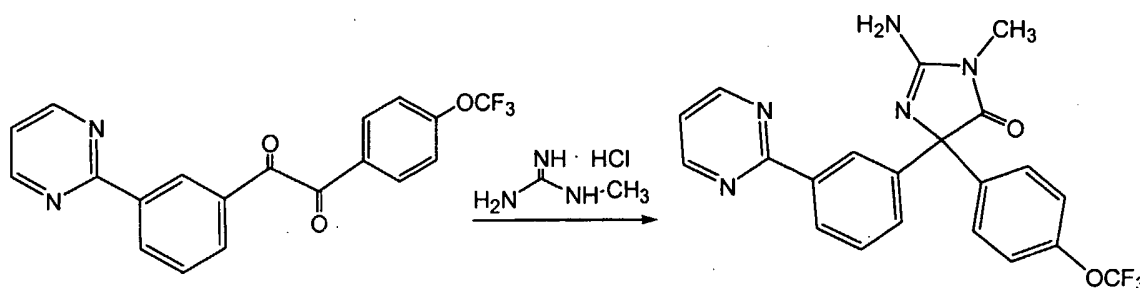
EXAMPLE 36**Preparation of 2-Amino-5-(4-methoxy-3-methylphenyl)-3-methyl-5-(3-pyridin-4-ylphenyl)-3,5-dihydro-4H-imidazol-4-one**

Using essentially the same procedure described in Example 5 hereinabove, and employing 1-(4-methoxy-3-methylphenyl)-2-(3-pyridin-4-ylphenyl)ethane-1,2-

dione and 1-methylguanidine hydrochloride as reactants, the title compound is obtained as a white solid, 0.15 g (90% yield), mp 175° C, identified by HNMR and mass spectral analyses. *MS m/e* (M)⁺ 387; ¹H NMR (400 MHz, DMSO-d₆) δ 2.05 (s, 3H) 3.00 (s, 3H) 3.75 (s, 3H) 6.60 (bs, 2H) 6.82 (d, 1H) 7.20 (m, 1H) 7.25 (m, 1H) 7.40 (m, 1H) 7.50 (m, 3H) 7.62 (m, 1H) 7.8 (m, 1H) 8.6 (m, 2H).

EXAMPLE 37

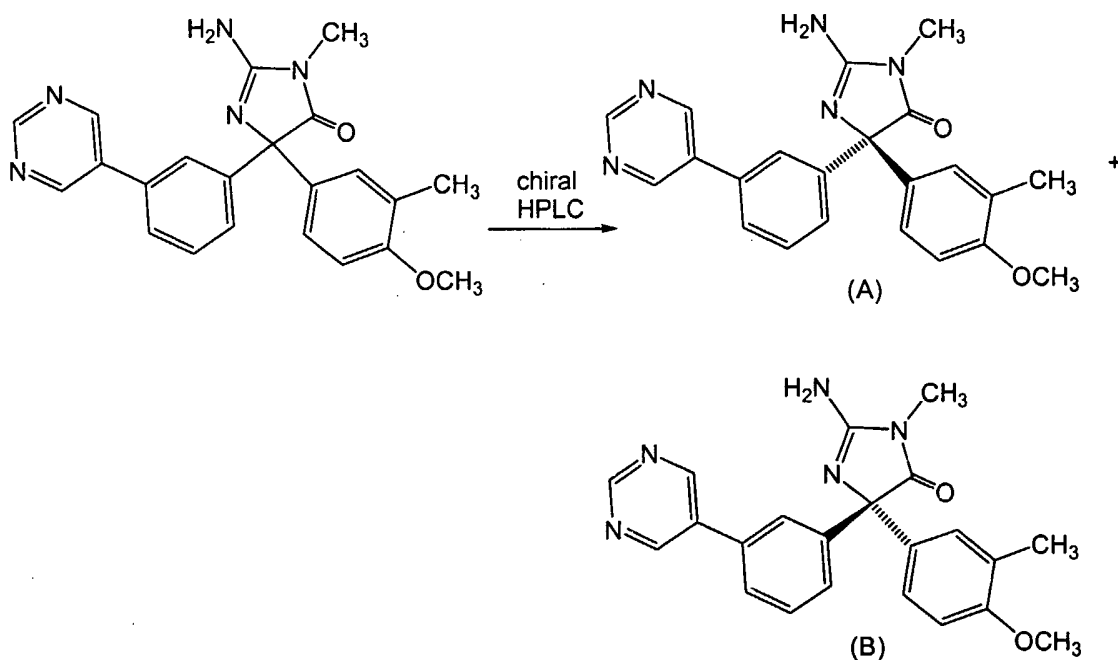
Preparation of 2-Amino-3-methyl-5-(3-pyrimidin-2-ylphenyl)-5-[4-(trifluoromethoxy)phenyl]-3,5-dihydro-4H-imidazol-4-one



Using essentially the same procedure described in Example 36 hereinabove and employing 1-(3-pyrimidin-2-ylphenyl)-2-[4-(trifluoromethoxy)phenyl]ethane-1,2-dione and methylguanidine hydrochloride as reactants, the title compound is obtained as a white solid, identified by HNMR and mass spectral analyses. *MS m/e* 428 (M+H)⁺; ¹H NMR (400 MHz, DMSO-d₆) δ 3.01 (s, 1H), 6.79 (brs, 2H), 7.33-7.49 (m, 2H), 7.58-7.66 (m, 3H), 8.27 (m, 2H), 7.59 (d, *J* = 7.77 Hz, 1H), 7.98 (d, *J* = 7.47 Hz, 1H), 8.26 (s, 1H), 8.61 (t, *J* = 1.67 Hz, 1H), 8.90 (d, *J* = 4.88 Hz, 2H).

EXAMPLE 38

Preparation of (5R)-2-Amino-5-(4-methoxy-3-methylphenyl)-3-methyl-5-(3-pyrimidin-5-ylphenyl)-3,5-dihydro-4H-imidazol-4-one (A) and (5S)-2-Amino-5-(4-methoxy-3-methylphenyl)-3-methyl-5-(3-pyrimidin-5-ylphenyl)-3,5-dihydro-4H-imidazol-4-one (B)



Racemic 2-amino-5-(4-methoxy-3-methylphenyl)-3-methyl-5-(3-pyrimidin-5-ylphenyl)-3,5-dihydro-4H-imidazol-4-one is resolved using chiral HPLC technique on a Chiralcel AD, 2x25 cm and using as mobile phase 50% IPA/DEA in 7200/DEA with a flow rate of 10mL/min. The R-isomer, title compound A, is obtained, after crystallization from chloroform/hexane as a white solid, 98% ee; identified by HNMR and mass spectral analyses. MS m/e 388 (M+H)⁺; ¹H NMR (400 MHz, DMSO-d₆) δ 2.07 (s, 3H), 2.97 (s, 3H), 3.72 (s, 3H), 6.63 (brs, 2H), 6.85 (d, $J = 8.39$ Hz, 1H), 7.21 (s, 1H), 7.25 (dd, $J = 7.88, 1.01$, 1H), 7.46 (t, $J = 7.55$ Hz, 1H), 7.52 (d, $J = 7.89$ Hz, 1H), 7.63 (dd, $J = 7.54, 0.84$ Hz, 1H), 7.75 (s, 1H), 8.99 (s, 2H), 9.18 (s, 1H). $[\alpha]_D^{25} = +40.2$ (c = 1% in CH₃OH)

The S-isomer, title compound B, is obtained, after crystallization from chloroform/hexane as a white solid, 95% ee; identified by HNMR and mass spectral

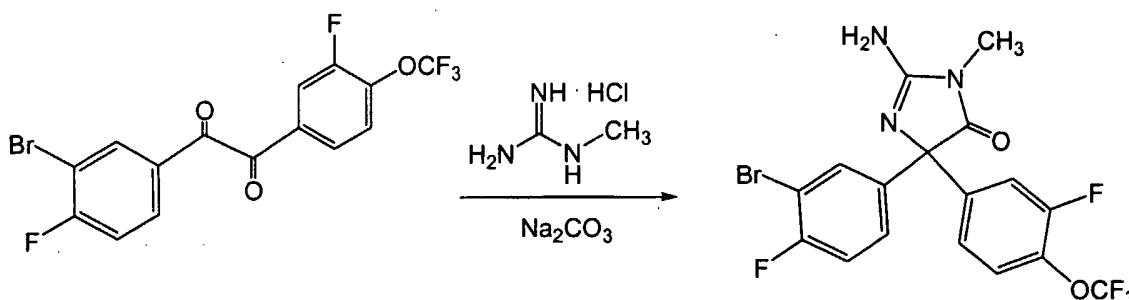
analyses. MS m/e 388 (M+H)⁺; ¹H NMR (400 MHz, DMSO-d₆) δ 2.07 (s, 3H), 2.97 (s, 3H), 3.72 (s, 3H), 6.63 (brs, 2H), 6.85 (d, J = 8.39 Hz, 1H), 7.21 (s, 1H), 7.25 (dd, J = 7.88, 1.01, 1H), 7.46 (t, J = 7.55 Hz, 1H), 7.52 (d, J = 7.89 Hz, 1H), 7.63 (dd, J = 7.54, 0.84 Hz, 1H), 7.75 (s, 1H), 8.99 (s, 2H), 9.18 (s, 1H).

$[\alpha]_D^{25}$ = -79.6 (c = 0.67% in CH₃OH)

Absolute configuration for each of title compound A and B is determined by x-ray crystallography.

EXAMPLE 39

Preparation of 2-Amino-5-(3-bromo-4-fluorophenyl)-5-[3-fluoro-4-(trifluoromethoxy)phenyl]-3-methyl-3,5-dihydroimidazol-4-one

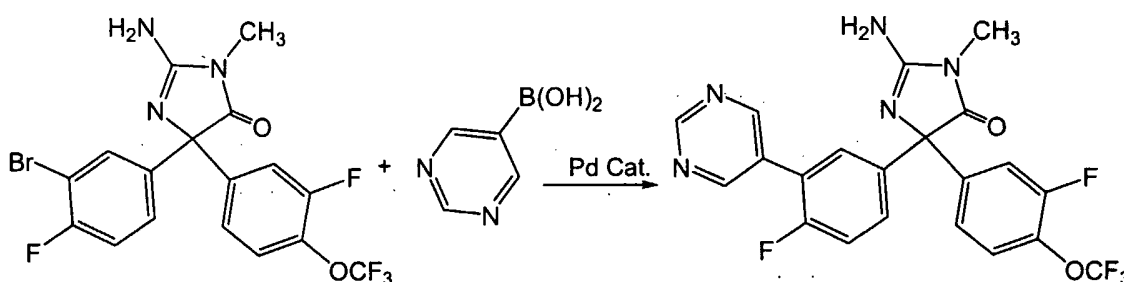


A mixture of 1-(3-bromo-4-fluorophenyl)-2-[3-fluoro-4-(trifluoromethoxy)phenyl]ethane-1,2-dione (0.594 g, 1.45 mmol) and 1-methylguanidine hydrochloride (0.716 g, 6.53 mmol) in dioxane and ethanol is stirred at room temperature for 5 min., treated with a solution of sodium carbonate (0.692 g, 6.53 mmol) in water (5 mL), heated at 85° C with stirring for 45 min., cooled to room temperature, and concentrated *in vacuo*. The resultant residue is partitioned between methylene chloride and water. The organic phase is separated, washed with sequentially with water and brine, dried over sodium sulfate and concentrated *in vacuo*. This residue is purified by flash chromatography (silica, 95:5:0.5 methylene chloride/methanol/concentrated ammonium hydroxide as eluent) to afford a viscous oil. This oil is dissolved in a minimal amount of methylene chloride, treated with hexanes and then concentrated to afford the title product as an off-white solid, 0.30g (45% yield), identified by HNMR and mass spectral analyses. ¹H NMR (500 MHz,

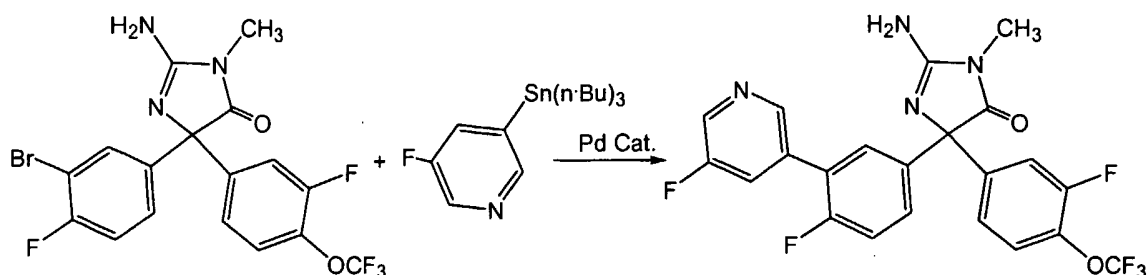
CD₃OD) δ 7.64 (dd, $J = 6.6, 2.2$ Hz, 1H), 7.43–7.37 (m, 2H), 7.33 (dd, $J = 11.5, 2.1$ Hz, 1H), 7.30 (m, 1H), 7.18 (t, $J = 8.6$ Hz, 1H), 3.11 (s, 3H); ESI MS m/z 464 [C₁₇H₁₁BrF₅N₃O₂ + H]⁺.

EXAMPLE 40

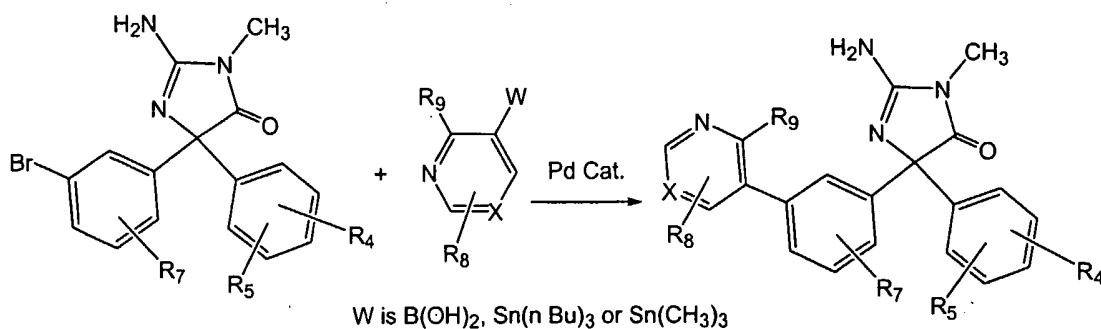
Preparation of 2-Amino-5-(4-fluoro-3-pyrimidin-5-ylphenyl)-5-[3-fluoro-4-(trifluoromethoxy)phenyl]-3-methyl-3,5-dihydroimidazol-4-one



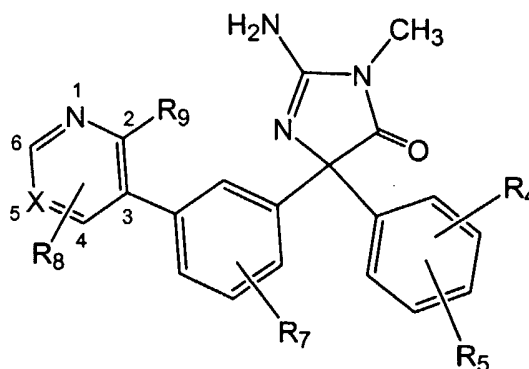
A mixture of ethylene glycol dimethyl ether, tris(dibenzylideneacetone)-dipalladium(0) (0.015 g, 16.5 μ mol) and triphenylphosphine (0.008 g, 32.0 μ mol) under nitrogen is stirred for 5 min, treated with 2-amino-5-(3-bromo-4-fluorophenyl)-5-[3-fluoro-4-(trifluoromethoxy)phenyl]-3-methyl-3,5-dihydroimidazol-4-one (0.154 g, 0.33 mmol), 5-pyrimidine boronic acid (0.046 g, 0.37 mmol), sodium carbonate (0.105 g, 0.99 mmol) and water, heated at reflux temperature for 1.25 h, cooled to room temperature and concentrated *in vacuo*. The resultant residue is purified by flash chromatography (silica, 95:5:0.5 methylene chloride/methanol/concentrated ammonium hydroxide as eluent) to afford a viscous oil. This oil is suspended in a mixture of methylene chloride/hexanes and concentrated to afford the title compound as an off-white solid, 0.045 g (29% yield), mp 102–110° C, identified by HNMR and mass spectral analyses. ¹H NMR (500 MHz, CD₃OD) δ 9.15 (s, 1H), 8.95 (s, 2H), 7.62–7.56 (m, 2H), 7.39–7.27 (m, 4H), 3.12 (s, 3H); IR 3353, 3061, 2956, 1732, 1668, 1498, 1470, 1416, 1251, 1216, 1170 cm⁻¹; ESI MS m/z 464 [C₂₁H₁₄F₅N₅O₂ + H]⁺; HPLC (Method 2) 95.0% (AUC) $t_R = 13.78$ min.

EXAMPLE 41**Preparation of 2-Amino-5-[4-fluoro-3-(5-fluoropyridin-3-yl)phenyl]-5-[3-fluoro-4-(trifluoromethoxy)phenyl]-3-methyl-3,5-dihydro-imidazol-4-one**

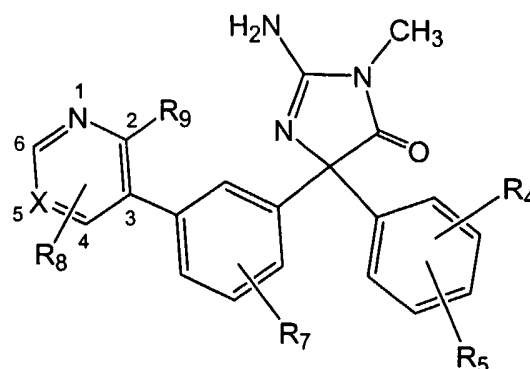
A mixture of 2-amino-5-(3-bromo-4-fluorophenyl)-5-[3-fluoro-4-(trifluoromethoxy)phenyl]-3-methyl-3,5-dihydroimidazol-4-one (0.17 g, 0.366 mmol), 5-fluoropyridin-3-yl-tri(n-butyl)stannate (0.212 g, 0.55 mmol) and bis(triphenylphosphino)palladium(II) chloride (0.013 g, 0.018 mmol) in dimethyl formamide is degassed, heated at 150°C for 1 h, cooled to room temperature and diluted with ethyl acetate and 2% aqueous lithium chloride. The organic phase is separated, washed with 2% aqueous lithium chloride, dried over sodium sulfate and concentrated *in vacuo*. Purification of the resultant residue by flash chromatography (silica, 97:3:0.25 methylene chloride/methanol/concentrated ammonium hydroxide as eluent) affords the title compound as a white solid, 0.130 g (74% yield), mp 91–97°C; identified by HNMR and mass spectral analyses. ¹H NMR (300 MHz, CD₃OD) 8.55 (m, 1H), 8.49 (d, *J* = 3.0 Hz, 1H), 7.83 (d, *J* = 9.6 Hz, 1H), 7.60–7.21 (m, 6H), 3.13 (s, 3H); IR (ATR) 3352, 3070, 1732, 1669, 1598, 2502, 1479, 1421, 1252, 1217, 1171, 883, 817, 794, 703 cm⁻¹; ESI MS *m/z* 481

EXAMPLES 42-99**Preparation of 2-Amino-5,5-diphenylimidazolone Derivatives**

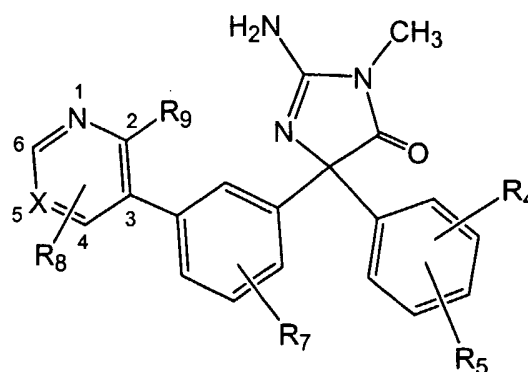
Using essentially the same procedures described hereinabove for examples 40 and 41 and employing the appropriate 2-amino-5-(3-bromophenyl)-5-(substituted-phenyl)imidazolone substrate and pyridinyl or pyrimidinyl reagent, the compounds shown on Table II were obtained and identified by HNMR and mass spectral analyses.

Table II

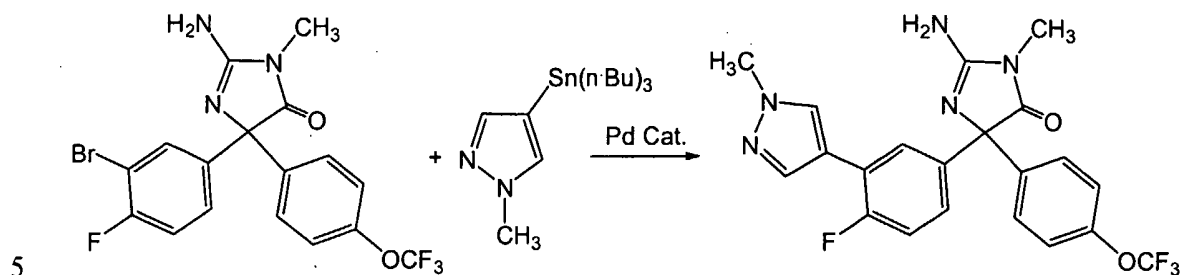
Ex.No	R ₄	R ₅	R ₇	R ₉	R ₈	X	mp °C
42	3-F	4-OCF ₃	4-F	H	H	C-Cl	201-203
43	3-F	4-OCF ₃	4-F	F	H	CH	75-80
44	3-OC ₂ H ₅	4-OC ₂ H ₅	H	H	H	N	100-105
46	H	4-OCF ₃	4-F	H	H	C-Cl	241-243
47	H	4-OCF ₃	4-F	H	H	C-F	216-218
48	H	4-OCF ₃	2-F	H	H	N	130-135
49	H	4-OCF ₃	4-Cl	H	H	N	124-129
50	H	4-OCF ₃	4-F	H	H	CH	134

Table II, cont.d

Ex.No	R ₄	R ₅	R ₇	R ₉	R ₈	X	mp °C
51	H	4-OCF ₃	H	H	H	C-OCH ₃	212
52	H	4-OCF ₃	H	OCH ₃	H	CH	96
53	H	4-OCF ₃	3-F	H	H	N	226
54	3-CH ₃	4-OCH ₃	4-F	H	H	N	116
55	3-CH ₃	4-OCH ₃	4-F	F	H	CH	113
56	3-CF ₃	4-OCH ₃	4-F	H	H	N	115
57	3-CF ₃	4-OCH ₃	4-F	H	6-F	CH	135
58	3-CF ₃	4-OCH ₃	4-F	F	H	CH	118
59	3-CH ₃	4-OCH ₃	H	F	H	CH	125
60	H	4-OCH ₃	4-F	H	H	C-F	----
61	3-CH ₃	4-OCH ₃	4-F	H	H	C-F	----
62	H	4-OCH ₃	4-F	F	H	CH	----
63	H	4-OCH ₃	4-F	H	H	N	----
64	H	4-OCF ₃	H	H	6-OCH ₃	CH	----
65	H	4-OCF ₃	H	H	6-F	CH	----
66	H	4-OCF ₃	H	F	H	CH	----
67	3-OC ₂ H ₅	4-OC ₂ H ₅	H	H	H	C-OCH ₃	----
68	3-OC ₂ H ₅	4-OC ₂ H ₅	H	OCH ₃	H	CH	----
69	3-OC ₂ H ₅	4-OC ₂ H ₅	H	H	6-F	CH	----
70	3-OC ₂ H ₅	4-OC ₂ H ₅	H	F	H	CH	----
71	H	4-OCF ₃	4-F	H	H	C-OCH ₃	----
72	H	4-OCF ₃	4-F	OCH ₃	H	CH	----
73	H	4-OCF ₃	4-F	H	6-F	CH	----
74	H	4-OCF ₃	4-F	F	H	CH	----
75	3-CH ₃	4-OCH ₃	H	OCH ₃	H	CH	----

Table II, cont.d

Ex.No.	R4	R5	R7	R9	R8	X	mp °C
77	H	4-OCF ₃	4-F	H	H	N	---
78	3-F	4-OCF ₃	4-F	H	4-F	CH	93-96
79	3-C ₂ H ₅	3-C ₂ H ₅	4-F	F	H	CH	95-100
80	H	4-OCH ₃	4-F	H	H	C-Cl	---
81	3-OC ₂ H ₅	4-OC ₂ H ₅	H	H	4-F	CH	---
82	H	4-OCF ₃	H	H	4-F	CH	---
83	H	4-OCH ₃	4-F	H	4-F	CH	---
84	H	4-OCF ₃	6-F	H	H	CH	---
85	H	4-OCF ₃	2-F	H	H	CH	239
86	3-OC ₂ H ₅	4-OC ₂ H ₅	4-F	H	H	N	95-98
87	H	4-OCHF ₂	4-F	H	H	C-F	--
88	H	4-OCHF ₂	4-F	H	6-F	CH	--
89	H	4-OCHF ₂	H	F	H	CH	--
90	H	4-OCHF ₂	H	H	6-F	CH	--
91	H	4-OCHF ₂	H	F	H	C-F	--
92	H	4-OCHF ₂	4-F	F	H	C-F	--
93	H	4-SCF ₃	4-F	F	H	CH	95
94	H	4-SCF ₃	4-F	H	H	N	183
95	H	4-OCHF ₂	4-F	H	H	CH	104-106
96	H	4-OCHF ₂	4-F	F	H	CH	108-110
97	H	4-OCHF ₂	4-F	H	H	N	103-105
99	3-OC ₂ H ₅	4-OC ₂ H ₅	4-F	H	H	CH	93-95

EXAMPLE 100**Preparation of 2-Amino-5-[4-fluoro-3-(1-methyl-1H-pyrazol-4-yl)phenyl]-3-methyl-5-[4-(trifluoromethoxy)phenyl]-3,5-dihydro-4H-imidazol-4-one**

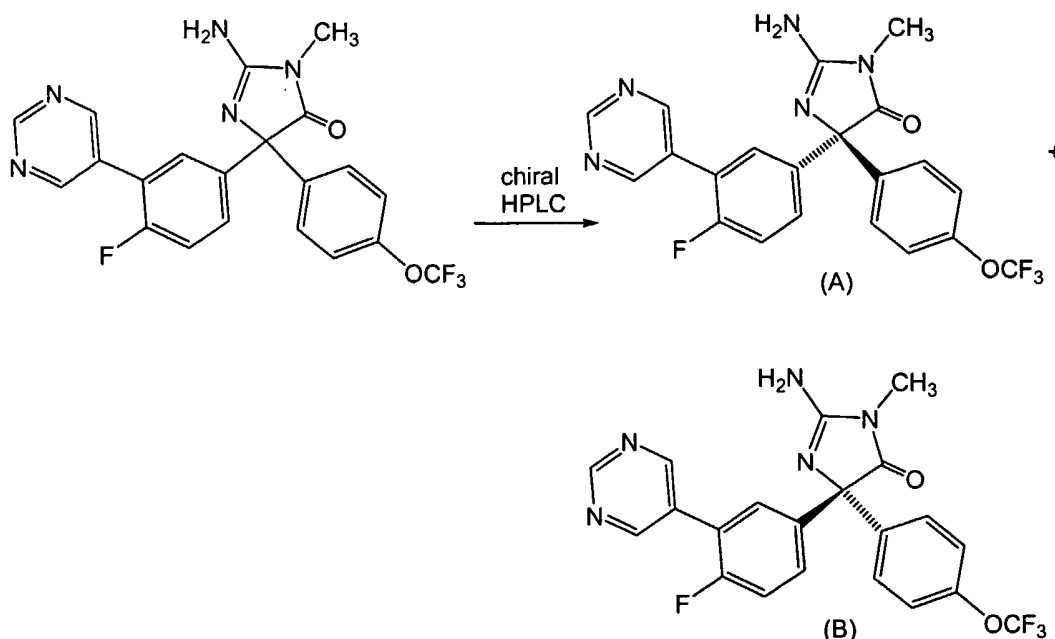
Using essentially the same procedure described in Example 41 hereinabove and employing 2-amino-5-(3-bromo-4-fluorophenyl)-3-methyl-5-[4-(trifluoromethoxy)phenyl]-3,5-dihydro-4H-imidazol-4-one and 1-methyl-4-(tributylstannyl)-1H-pyrazole as reactants, the title product is obtained as a white solid, identified by HNMR and mass spectral analyses. ¹H NMR (300 MHz, DMSO-d₆) δ 2.95 (s, 3H), 3.92 (s, 3H), 6.7 (brs, 2H), 7.15 (t, 1H), 7.28 (m, 3H), 7.5 (m, 2H), 7.65 (m, 2H), 8.0 (d, 1H) MS m/e (M+H)⁺ 448

10

15

EXAMPLE 101**Preparation of (5S)-2-Amino-5-(4-fluoro-3-pyrimidin-5-ylphenyl)-3-methyl-5-[4-(trifluoromethoxy)phenyl]-3,5-dihydro-4H-imidazol-4-one (A) and (5R)-2-Amino-5-(4-fluoro-3-pyrimidin-5-ylphenyl)-3-methyl-5-[4-(trifluoromethoxy)phenyl]-3,5-dihydro-4H-imidazol-4-one (B)**

20



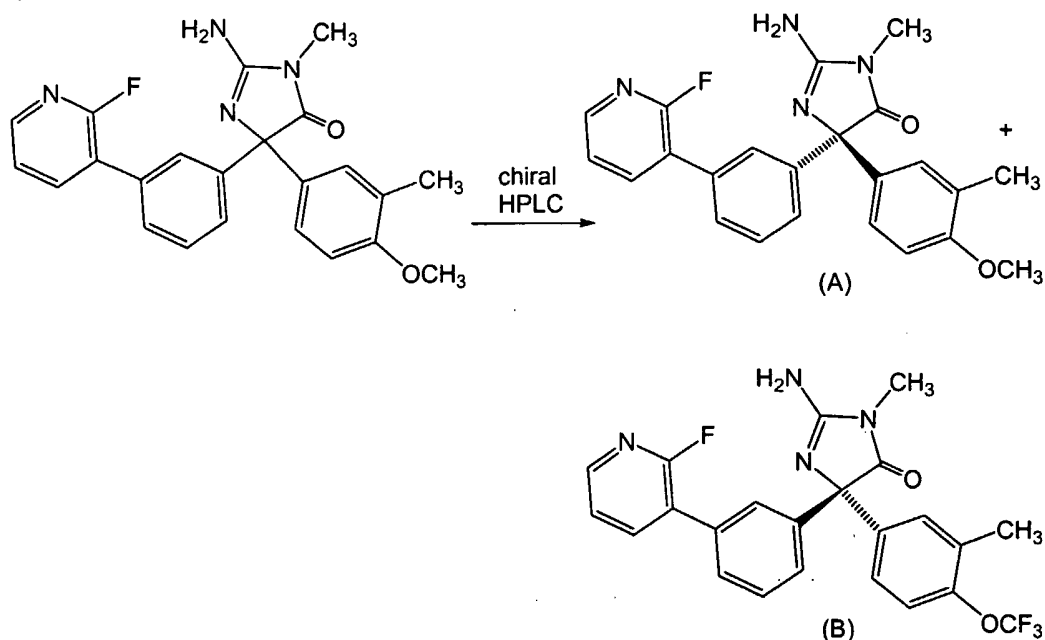
Racemic 2-amino-5-(4-fluoro-3-pyrimidin-5-ylphenyl)-3-methyl-5-[4-(trifluoromethoxy)phenyl]-3,5-dihydro-4*H*-imidazol-4-one is resolved using chiral HPLC technique on a Chiralcel AD, 2x25 cm and using as mobile phase EtOH with a flow rate of 11mL/min. The *S*-isomer, title compound A, is obtained, after crystallization from chloroform/hexanes, as a white solid, 98.8% ee; identified by HNMR and mass spectral analyses. ¹H NMR (300 MHz, DMSO-d₆) δ 2.95 (s, 3H), 3.95 (m, 4H), 6.72 (brs, 2H), 7.25 (d, 2H), 7.32 (t, 1H), 7.55-7.6 (m, 3H), 7.65 (dd, 1H), 8.9 (s, 2H), 9.2 (s, 1H) MS m/e (M+H)⁺ 446

The *R*-isomer, title compound B, is obtained, after crystallization from chloroform/hexanes, as a white solid, 98.4% ee; identified by HNMR and mass spectral analyses. ¹H NMR (300 MHz, DMSO-d₆) δ 2.95 (s, 3H), 3.95 (m, 4H), 6.72 (brs, 2H), 7.25 (d, 2H), 7.32 (t, 1H), 7.55-7.6 (m, 3H), 7.65 (dd, 1H), 8.9 (s, 2H), 9.2 (s, 1H) MS m/e (M+H)⁺ 446

EXAMPLE 102

Preparation of (5*R*)-2-Amino-5-[3-(2-fluoropyridin-3-yl)phenyl]-5-(4-methoxy-3-methylphenyl)-3-methyl-3,5-dihydro-4*H*-imidazol-4-one (A) and

(5S)-2-Amino-5-[3-(2-fluoropyridin-3-yl)phenyl]-5-(4-methoxy-3-methylphenyl)-3-methyl-3,5-dihydro-4H-imidazol-4-one (B)



5

Racemic 2-amino-5-[3-(2-fluoropyridin-3-yl)phenyl]-5-(4-methoxy-3-methylphenyl)-3-methyl-3,5-dihydro-4H-imidazol-4-one is resolved using chiral HPLC technique on a Chiralcel AD, 2x25 cm and using as mobile phase 9% EtOH/DEA in hexane/DEA with a flow rate of 25mL/min. The R-isomer, title compound A, is obtained, after crystallization from chloroform/hexanes, as a white solid, 100% ee; identified by HNMR and mass spectral analyses. ¹H NMR (300 MHz, DMSO_d₆)

10

δ 2.05 (s, 3H), 2.96 (s, 3H), 3.67 (s, 3H), 6.62 (brs, 2H), 6.6 (d, 1H), 7.25-7.35 (m, 2H), 7.35-7.5 (m, 2H), 7.65 (m, 1H), 7.95 (m, 2H), 8.4 (dd, 1H)

MS m/e (M+H)⁺ 405 [α]_D²⁵ = +22 (c = 1% in CH₃OH)

15

The S-isomer, title compound B, is obtained, after crystallization from chloroform/hexanes, as a white solid, 98% ee; identified by HNMR and mass spectral analyses. ¹H NMR (300 MHz, DMSO_d₆)

δ 2.05 (s, 3H), 2.96 (s, 3H), 3.67 (s, 3H), 6.62 (brs, 2H), 6.6 (d, 1H), 7.25-7.35 (m, 2H), 7.35-7.5 (m, 2H), 7.65 (m, 1H), 7.95 (m, 2H), 8.4 (dd, 1H)

20

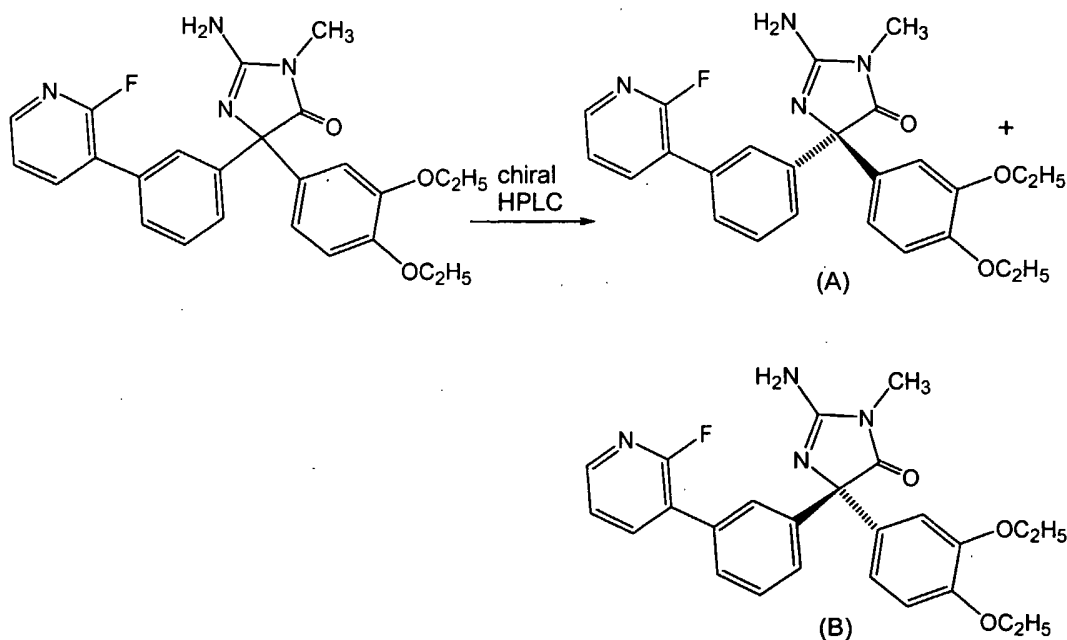
MS m/e (M+H)⁺ 405 [α]_D²⁵ = -9.5 (c = 0.4% in CH₃OH)

EXAMPLE 103

Preparation of (5R)-2-Amino-5-(3,4-diethoxyphenyl)-5-[3-(2-fluoropyridin-3-yl)phenyl]-3-methyl-3,5-dihydro-4H-imidazol-4-one (A) and

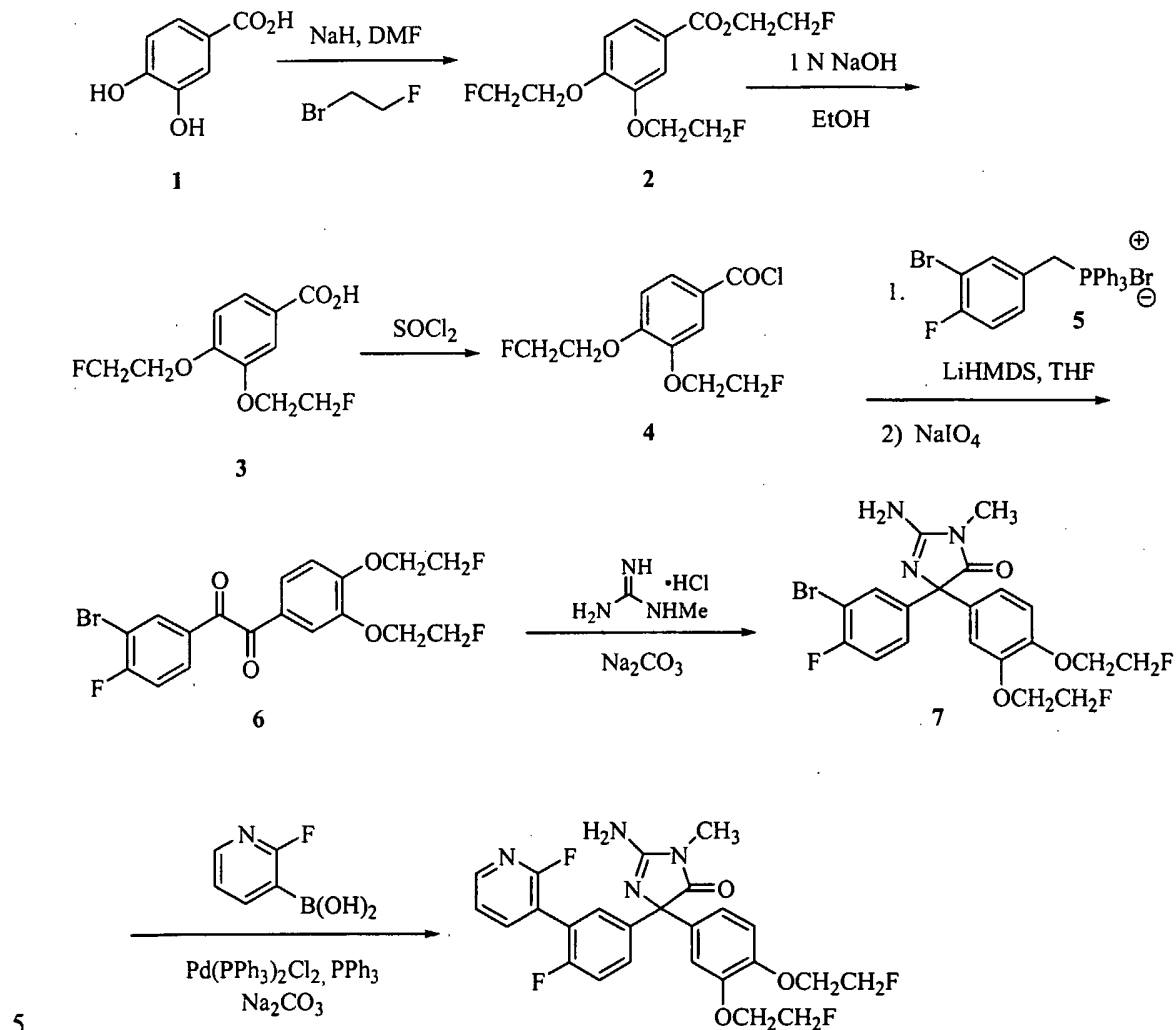
(5S)-2-Amino-5-(3,4-diethoxyphenyl)-5-[3-(2-fluoropyridin-3-yl)phenyl]-3-methyl-

3,5-dihydro-4H-imidazol-4-one (B)



Racemic 2-amino-5-(3,4-diethoxyphenyl)-5-[3-(2-fluoropyridin-3-yl)phenyl]-3-methyl-3,5-dihydro-4H-imidazol-4-one is resolved using chiral HPLC technique on a Chiralcel AD, 0.46 x 25 cm column and using as mobile phase 25% EtOH in hexanes/DEA. The R-isomer, title compound A, is obtained and identified by HNMR and mass spectral analyses. ¹H NMR (DMSO-d₆ 300 MHz) δ 1.22 (m, 6H), 2.95 (s, 3H), 3.95 (m, 4H), 6.6 (brs, 2H), 6.85 (d, 1H), 7.0 (m, 2H), 7.37-7.45 (m, 3H), 7.48 (d, 1H), 7.63 (s, 1H), 7.96 (m, 1H), 8.2 (d, 1H) MS m/e (M+H)⁺ 449
 $[\alpha]_D^{25} = +7.4$ (c = 1% in CH₃OH)

The S-isomer, title compound B, is obtained and identified by HNMR and mass spectral analyses. ¹H NMR (DMSO-d₆ 300 MHz) δ 1.22 (m, 6H), 2.95 (s, 3H), 3.95 (m, 4H), 6.6 (brs, 2H), 6.85 (d, 1H), 7.0 (m, 2H), 7.37-7.45 (m, 3H), 7.48 (d, 1H), 7.63 (s, 1H), 7.96 (m, 1H), 8.2 (d, 1H) MS m/e (M+H)⁺ 449
 $[\alpha]_D^{25} = -9.8$ (c = 1% in CH₃OH)

EXAMPLE 104**Preparation of 2-Amino-5-[3,4-bis-(2-fluoro-ethoxy)-phenyl]-5-[4-fluoro-3-(2-fluoro-pyridin-3-yl)-phenyl]-3-methyl-3,5-dihydro-imidazol-4-one****Step a) Preparation of compound 2**

Sodium hydride (1.82 g of a 60% dispersion in oil, 45.5 mmol) was washed
 10 with hexanes, suspended in DMF (5 mL) and treated dropwise with a solution of 1
 (2.0 g, 13.0 mmol) in DMF (15 mL) over a period of 10 min at room temperature.
 After stirring for an additional 1.5 h at room temperature, the mixture was treated with
 a solution of 1-bromo-2-fluoro ethane in DMF (15 mL) and the mixture stirred at room

temperature for 18 h, then heated at 60 °C for an additional 4 h. The mixture was cooled to room temperature and diluted with ethyl acetate (100 mL) and water (100 mL). The organic layer was separated and washed with 1 N NaOH (100 mL), 5 % aqueous lithium chloride (2 × 100 mL), brine (100 mL), dried over magnesium sulfate, filtered and concentrated. Purification by flash chromatography (silica, 1:3 ethyl acetate/hexanes) afforded **2** (1.00 g, 26%) as a white solid: ¹H NMR (300 MHz, CDCl₃) δ 7.74 (dd, *J* = 8.4, 2.0 Hz, 1H), 7.63 (d, *J* = 2.0 Hz, 1H), 6.94 (d, *J* = 8.5 Hz, 1H), 4.84 (m, 2H), 4.75 (m, 3H), 4.67 (m, 1H), 4.58 (m, 1H), 4.52 (m, 1H), 4.36 (m, 2H), 4.30 (m, 2H); ESI MS *m/z* 293 [C₁₃H₁₅F₃O₄ + H]⁺.

10 **Step b) Preparation of compound 3**

A mixture of **2** (1.00 g, 3.42 mmol) in ethanol (10 mL) and 1 N NaOH (10 mL) was heated at 75 °C for 1 h. The mixture was cooled to room temperature, concentrated, diluted with water (10 mL) and acidified with 6 N HCl. The solids that formed were collected by filtration and dried to afford **3** (0.76 g, 90%) as a white solid: ¹H NMR (300 MHz, DMSO-*d*₆) δ 12.8 (br s, 1H), 7.58 (dd, *J* = 8.4, 1.5 Hz, 1H), 7.50 (d, *J* = 1.5 Hz, 1H), 7.11 (d, *J* = 8.5 Hz, 1H), 4.84 (m, 2H), 4.67 (m, 2H), 4.39–4.22 (m, 4H).

Step c) Preparation of compound 4

A mixture of **3** (0.76 g, 3.09 mmol), thionyl chloride (8 mL) and DMF (1 drop) was heated at reflux for 4 h. The mixture was then cooled to room temperature and concentrated. The residue was dissolved in toluene and again concentrated to afford **4** (0.82 g, 100%) as a white solid: ¹H NMR (300 MHz, CDCl₃) δ 7.85 (dd, *J* = 8.4, 1.8 Hz, 1H), 7.62 (d, *J* = 2.1 Hz, 1H), 6.98 (d, *J* = 8.7 Hz, 1H), 4.89 (m, 2H), 4.75 (m, 2H), 4.43–4.26 (m, 4H); IR (ATR) 1734, 1582, 1513, 1417 cm⁻¹.

25 **Step d) Preparation of compound 6**

A 1.0 M solution of lithium bis(trimethylsilyl)amide in tetrahydrofuran (3.25 mL, 3.25 mmol) was added to a stirred suspension of (3-bromo-4-fluorobenzyl) triphenylphosphonium bromide (1.72 g, 3.25 mmol) in tetrahydrofuran (6 mL). The mixture was stirred for 25 min at room temperature, then cooled to –40 °C, treated with a solution of **4** (0.82 g, 3.10 mmol) in tetrahydrofuran (3 mL) and stirred for an additional 2 h while slowly warming to room temperature. The reaction was then treated with water (5 mL) and sodium periodate (0.69 g, 3.25 mmol), then heated at 50 °C for 19 h. After this time the mixture was cooled to room temperature and

diluted with ethyl acetate (25 mL). The organic layer was separated and washed with water (10 mL) and brine (10 mL), dried over magnesium sulfate, filtered and concentrated. Purification by flash chromatography (silica, 1:3 ethyl acetate/hexanes) afforded **6** (0.27 g, 20%) as a pale yellow solid: ¹H NMR (300 MHz, CDCl₃) δ 8.22 (dd, *J* = 6.5, 2.1 Hz, 1H), 7.92 (m, 1H), 7.63 (d, *J* = 2.0 Hz), 7.51 (dd, *J* = 8.4, 2.9 Hz, 1H), 7.23 (m, 1H), 7.96 (d, *J* = 8.5 Hz, 1H) 4.85 (m, 2H), 4.76 (m, 2H), 4.39–4.31 (m, 4H).

Step e) Preparation of compound 7

A mixture of **6** (0.26 g, 0.603 mmol) and 1-methylguanidine hydrochloride (0.30 g, 2.71 mmol) in dioxane (8 mL) and ethanol (5.3 mL) was stirred at room temperature for 5 min. A solution of sodium carbonate (0.29 g, 2.71 mmol) in water (2.3 mL) was then added and the mixture immersed into an 85 °C oil bath and stirred for 30 min. The reaction mixture was cooled to room temperature, concentrated and the residue partitioned between methylene chloride (50 mL) and water (20 mL). The organic layer was separated, washed with water (20 mL), brine (20 mL), dried over magnesium sulfate, filtered and concentrated. Purification by flash chromatography (silica, 95:5:0.5 methylene chloride/methanol/concentrated ammonium hydroxide) afforded **7** (0.154 g, 53%) as a white solid: ¹H NMR (300 MHz, CDCl₃) δ 7.68 (m, 1H), 7.33 (m, 1H), 7.07 (m, 3H), 6.89 (m, 1H), 4.80 (m, 2H), 4.66 (m, 2H), 4.28 (m, 2H), 4.18 (m, 2H); ESI MS *m/z* 486 [C₂₀H₁₉BrF₃N₃O₃ + H]⁺.

Step f) Preparation of 2-amino-5-[3,4-bis-(2-fluoro-ethoxy)-phenyl]-5-[4-fluoro-3-(2-fluoro-pyridin-3-yl)-phenyl]-3-methyl-3,5-dihydro-imidazol-4-one

A mixture of **7** (0.140 g, 0.288 mmol), 2-fluoropyridine-3-boronic acid (0.061 g, 0.430 mmol), sodium carbonate (0.092 g, 0.860 mmol), bis(triphenylphosphino)palladium (II)chloride (0.010 g, 0.014 mmol) and triphenylphosphine (0.008 g, 0.028 mmol) in 1:1 toluene/ethanol (8 mL) was degassed and heated at 110 °C for 1.5 h. The mixture was cooled to room temperature, concentrated and purified by flash chromatography (silica, 97:3:0.25 methylene chloride/methanol/concentrated ammonium hydroxide) to afford **8** (0.055 g, 39%) as a white solid, mp 85–95 °C; ¹H NMR (300 MHz, CD₃OD) δ 8.23 (m, 1H), 7.93 (m, 1H), 7.51–7.38 (m, 3H), 7.21 (t, *J* = 9.0 Hz, 1H), 6.98 (m, 3H), 4.78 (m, 2H), 4.68 (m, 2H), 4.62–4.58 (m, 4H), 3.11 (s, 3H); IR (ATR) 1733, 1666, 1502, 1260 cm⁻¹;

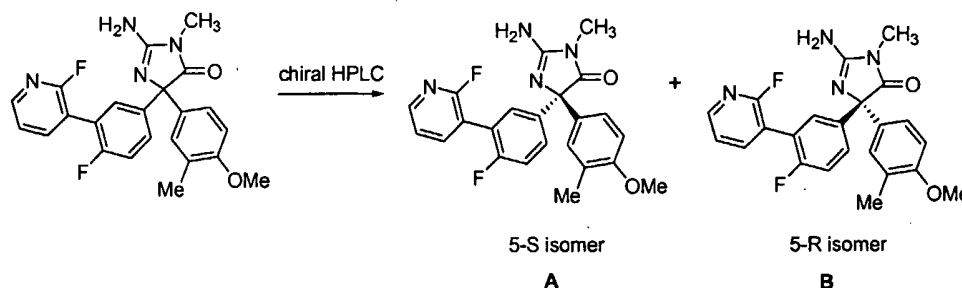
ESI MS m/z 503 [$C_{25}H_{24}F_4N_4O_3 + H$]⁺. Anal. Calcd for $C_{25}H_{24}F_4N_4O_3 \cdot 0.25H_2O$: C, 59.28; H, 4.45; N, 10.73. Found: C, 59.23; H, 4.47; N, 11.05.

5

EXAMPLE 105

Preparation of (5S)-2-Amino-5-[4-fluoro-3-(2-fluoropyridin-3-yl)phenyl]-5-(4-methoxy-3-methylphenyl)-3-methyl-3,5-dihydro-4H-imidazol-4-one [A] and (5R)-2-Amino-5-[4-fluoro-3-(2-fluoropyridin-3-yl)phenyl]-5-(4-methoxy-3-methylphenyl)-3-methyl-3,5-dihydro-4H-imidazol-4-one [B]

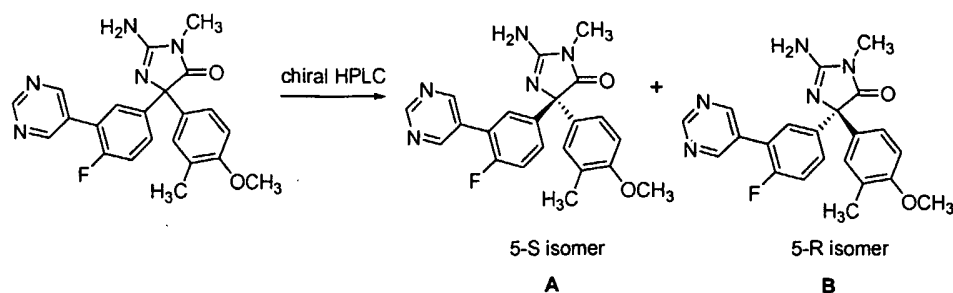
10



The racemate 2-amino-5-[4-fluoro-3-(2-fluoropyridin-3-yl)phenyl]-5-(4-methoxy-3-methylphenyl)-3-methyl-3,5-dihydro-4H-imidazol-4-one was separated by
 15 HPLC using Chiralcel OJ, 2 x 25 cm, mobile phase 15% EtOH/DEA in hexane and a flow rate of 21 mL/min to give the title S isomer (A), ¹H NMR (DMSO-d₆ 300 MHz) δ 2.0 (s, 3H), 2.95 (s, 3H), 3.7 (s, 3H), 6.6 (b, 2H), 6.8 (d, 1H), 7.3 (m, 3H), 7.5 (m, 3H), 8.0 (m, 1H), 8.3 (m, 1H); MS m/e (M)⁺ 423; $[\alpha]_{25} = +76.4$ (C = 1% in MeOH); mp 103-105 C° and the title R isomer (B), ¹H NMR (DMSO-d₆ 300 MHz) δ 2.0 (s, 3H), 2.95 (s,
 20 3H), 3.7 (s, 3H), 6.6 (b, 2H), 6.8 (d, 1H), 7.3 (m, 3H), 7.5 (m, 3H), 8.0 (m, 1H), 8.3 (m, 1H); MS m/e (M)⁺ 423; $[\alpha]_{25} = -40.8$ (C = 1% in MeOH); mp 103-105 C°.

EXAMPLE 106

25 **Preparation of (5S) 2-Amino-5-(4-fluoro-3-pyrimidin-5-ylphenyl)-5-(4-methoxy-3-methylphenyl)-3-methyl-3,5-dihydro-4H-imidazol-4-one [A] and (5R)-2-Amino-5-(4-fluoro-3-pyrimidin-5-ylphenyl)-5-(4-methoxy-3-methylphenyl)-3-methyl-3,5-dihydro-4H-imidazol-4-one [B]**



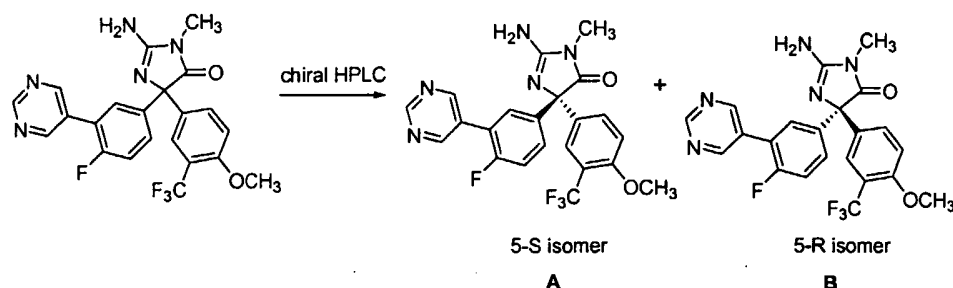
The racemate 2-amino-5-(4-fluoro-3-pyrimidin-5-ylphenyl)-5-(4-methoxy-3-methylphenyl)-3-methyl-3,5-dihydro-4H-imidazol-4-one was separated by HPLC using Chiralcel OD, 2 x 25 cm, mobile phase cm using mobile phase MeOH (30% with 0.1 % DEA) in CO₂ (100 bar) and a flow rate of 50 mL/min to give the title S isomer (A), ¹H NMR (400 MHz, DMSO-d₆) δ 2.04 (s, 3H), 2.93 (s, 3H), 3.69 (s, 3H), 6.61 (bs, 2H), 6.81 (m, 1H), 7.22 (m, 1H), 7.27 (m, 1H), 7.29 (m, 1H), 7.60 (m, 1H), 7.61 (m, 1H), 8.89 (d, 2H), 9.18 (d, 1H); MS m/e (M+H)⁺ 406; mp 115^o C; [α]₂₅ = 48 (C = 1% in MeOH); and the title R isomer (B), ¹H NMR (400 MHz, DMSO-d₆) δ 2.04 (s, 3H), 2.93 (s, 3H), 3.69 (s, 3H), 6.60 (bs, 2H), 6.81 (m, 1H), 7.22 (m, 1H), 7.27 (m, 1H), 7.29 (m, 1H), 7.60 (m, 1H), 7.61 (m, 1H), 8.89 (d, 2H), 9.18 (d, 1H); MS m/e (M+H)⁺ 406; mp 115 °C; [α]₂₅ = -39.2 (C = 1% in MeOH).

15

EXAMPLE 107

Preparation of (5S)-2-Amino-5-(4-fluoro-3-pyrimidin-5-ylphenyl)-5-[4-methoxy-3-(trifluoromethyl)phenyl]-3-methyl-3,5-dihydro-4H-imidazol-4-one [A] and (5R)-2-Amino-5-(4-fluoro-3-pyrimidin-5-ylphenyl)-5-[4-methoxy-3-(trifluoromethyl)phenyl]-3-methyl-3,5-dihydro-4H-imidazol-4-one [B]

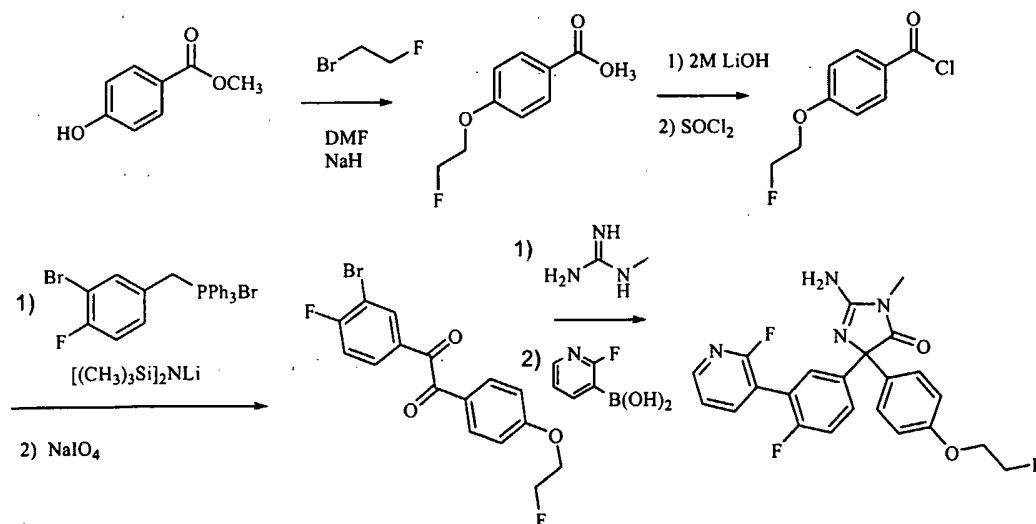
20



A racemic mixture of 2-amino-5-(4-fluoro-3-pyrimidin-5-ylphenyl)-5-[4-methoxy-3-(trifluoromethyl)phenyl]-3-methyl-3,5-dihydro-4H-imidazol-4-one was separated by HPLC using Chiralcel OD, 2 x 25 cm, mobile phase cm, mobile phase
 5 EtOH/Hexane (15/85) and a flow rate of 20 mL/min to give the title S isomer (A), ¹H NMR (400 MHz, DMSO-d₆) δ 2.94 (s, 3H), 3.81 (s, 3H), 6.76 (bs, 2H), 7.19 (m, 1H), 7.32 (m, 1H), 7.32 (m, 1H), 7.50 (m, 1H), 7.70 (m, 2H), 8.89 (d, 2H), 9.18 (d, 1H); MS m/e (M+H)⁺ 460.1; mp 100 °C; [α]₂₅ = 1.6 (C = 1% in MeOH); and the title R isomer
 10 (B), ¹H NMR (400 MHz, DMSO-d₆) δ 2.94 (s, 3H), 3.81 (s, 3H), 6.76 (bs, 2H), 6.82 (m, 1H), 7.22 (m, 1H), 7.32 (m, 1H), 7.50 (m, 1H), 7.59 (m, 1H), 7.70 (m, 1H), 8.89 (d, 2H), 9.18 (d, 1H); MS m/e (M-H)⁻ 458; mp 100 °C; [α]₂₅ = -1.8 (C = 1% in MeOH).

EXAMPLE 108

15 Preparation of 2-Amino-5-[4-(2-fluoroethoxy)phenyl]-5-[4-fluoro-3-(2-fluoropyridin-3-yl)phenyl]-3-methyl-3,5-dihydro-4H-imidazol-4-one



Step a) Preparation of Methyl 4-(2-fluoroethoxy)benzoate

20 Under nitrogen atmosphere to a cold (5 °C) solution of 4-hydroxy-benzoic acid methyl ester (7 g, 46 mmol) in DMF (30 ml) was added NaH (60 %; 2.2 g) portion wise over 20 minutes. After the addition was completed, the ice bath was removed and the resulting white suspension was heated up to room temperature and stirred

for 3 hours. A prepared solution of 1-Bromo-2-fluoro-ethane (6.42 g, 50.56 mmol) in DMF (20 mL) was added and the new mixture was stirred at 50 °C for 18 hours. After cooling to room temperature the mixture was poured into a mixture of ice and 1 N HCl (1:1) and extracted with ethyl acetate. The organic extracts were washed with brine, dried over MgSO₄. Evaporation and purification by flash chromatography (hexane/ethyl acetate 9/1) gave a white solid (7.75 g, 85 % yield); ¹H NMR (400 MHz, CDCl₃) δ 3.86 (s, 3H), 4.20 (m, 1H), 4.21 (m, 1H), 4.27 (m, 1H), 4.28 (m, 1H), 6.93 (d, 2H), 7.98 (d, 2H); MS m/e (M+H)⁺ 198; mp 77 °C.

Step b) Preparation of 4-(2-Fluoroethoxy)benzoic acid

To a solution of methyl 4-(2-fluoroethoxy)benzoate (7.7 g, 38.85 mmol) in dioxane (100 mL) was added LiOH (2M, 39 mL). The reaction mixture was stirred at room temperature for 18 hours, and then concentrated in vacuo. The residue was dissolved in H₂O (30 mL) and extracted with ether. Under cooling the aqueous was acidified with HCl (6N) and extracted with CHCl₃. The organic extracts were dried over MgSO₄. Evaporation and recrystallization from ethyl acetate and methylene chloride gave the title compound as a white solid (5 g, 71 % yield); ¹H NMR (400 MHz, DMSO-d₆) δ 4.28 (m, 1H), 4.35 (m, 1H), 4.68 (m, 1H), 4.80 (m, 1H), 7.04 (d, 2H), 7.89 (d, 2H); MS m/e (M-H)⁻ 183.1; mp 203 °C.

Step c) Preparation of 1-(3-bromo-4-fluorophenyl)-2-[4-(2-fluoroethoxy)-phenyl]ethane-1,2-dione

A 1.0 M solution of lithium bis(trimethylsilyl)amide in tetrahydrofuran (20 mL, 20 mmol) was added at room temperature to a stirred suspension of (3-bromo-4-fluorobenzyl)triphenylphosphonium bromide (10.6 g, 20 mmol) in tetrahydrofuran (40 mL). The mixture was stirred for 40 minutes, then cooled to -20 °C and treated with 4-(2-fluoroethoxy)benzoyl chloride (4.1 g, 20 mmol) in tetrahydrofuran (40 mL) and stirred for an additional 2 hours while slowly warming to room temperature. The mixture was treated with water (20 mL) and sodium periodate (4.3 g, 20 mmol) then stirred at 50 °C for 18 hours. After cooling to room temperature the mixture was extracted with ethyl acetate. The organic extracts were washed with brine, dried over MgSO₄. Evaporation and purification by flash chromatography (hexane/ethyl acetate 9/1) gave a yellow solid (3 g, 41 % yield); ¹H NMR (400 MHz, CDCl₃) δ 4.25 (m, 1H), 4.32 (m, 1H), 4.70 (m, 1H), 4.82 (m, 1H), 7.01 (d, 2H), 7.23 (m, 1H), 7.94 (m, 3H), 8.22 (m, 1H); MS m/e (M+CH₃COO)⁻ 427; mp 107 °C.

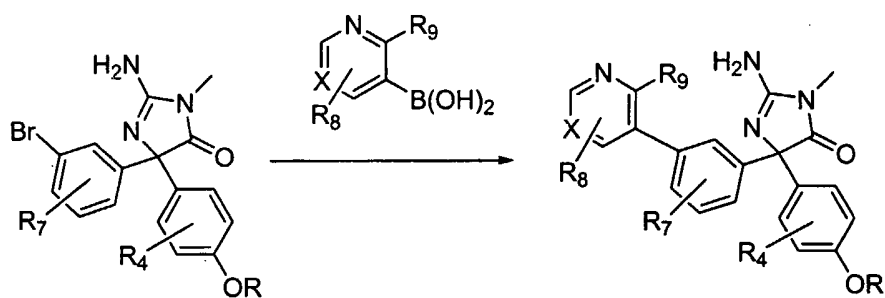
Step d) Preparation of 2-Amino-5-[4-(2-fluoroethoxy)phenyl]-5-[4-fluoro-3-(2-fluoropyridin-3-yl)phenyl]-3-methyl-3,5-dihydro-4H-imidazol-4-one

Using essentially the same procedure described in Examples 39 and 40 and employing methylaminoguanidine and 2-fluoropyridine-3-boronic acid, respectively, the title product was obtained as a white solid, mp 135 °C, ¹H NMR (400 MHz, DMSO-d₆) δ 2.93(s, 3H), 4.09 (m, 1H), 4.11 (m, 1H), 4.59 (m, 1H), 4.61 (m, 1H), 6.84, (bs, 2H), 6.86 (m, 2H), 7.30 (m, 3H), 7.44 (m, 1H), 7.52 (m, 2H), 7.95 (m, 1H), 8.26 (m, 1H); MS m/e (M-H)⁻ 439.2.

10

EXAMPLES 109-124

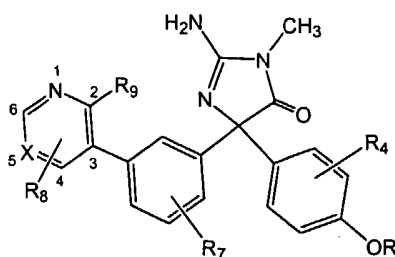
Preparation of 2-Amino-5-alkoxyphenyl-5-(3-heteroaryl)phenyl-3-methyl-3,5-dihydro-4H-imidazol-4-one Compounds



15

Using essentially the same procedure described in Example 108 and employing the appropriate boronic acid and 5-(3-bromophenyl)hydantoin substrate, the compounds shown on Table III were obtained and identified by NMR and mass spectral analyses.

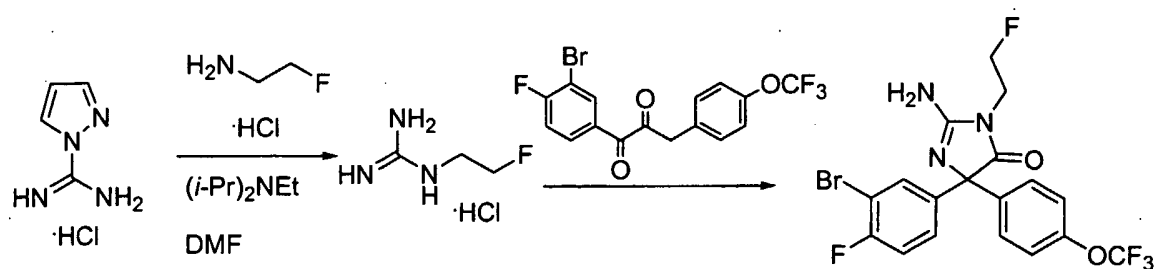
20

Table III

Ex. No	R ₄	R	R ₇	R ₈	R ₉	X	mp °C
109	H	CH ₂ CH ₂ F	4-F	H	H	N	123
110	H	CH ₂ CH ₂ F	H	H	H	CF	--
111	H	CH ₂ CH ₂ F	H	6-F	H	CH	100
112	3-CH ₃	CH ₂ CH ₂ F	4-F	H	F	CH	105-106
113	3-CH ₃	CH ₂ CH ₂ F	4-F	H	H	N	108-110
114	3-CH ₃	CH ₂ C ₆ H ₅	H	H	H	N	107-109
115	3-CH ₃	H	H	H	H	N	168-170
116	3-CH ₃	CH ₂ CH ₂ F	H	H	H	N	108-110
117	3-CH ₃	CH ₂ CN	H	H	H	N	220-222
118	3-CH ₃	i-propyl	H	H	H	N	101-103
119	3-CH ₃	CH ₂ CO ₂ C ₂ H ₅	H	H	H	N	105-107
120	3-CH ₃	C ₂ H ₅	H	H	H	N	106-108
121	3-CH ₃	n-propyl	H	H	H	N	102-104
122	3-CH ₃	i-butyl	H	H	H	N	103-105
123	3-CH ₃	CH ₂ CH ₂ cyclohexyl	H	H	H	N	1-7-109
124	3-CH ₃	n-C ₃ H ₇ -OC ₆ H ₅	H	H	H	N	72-74

EXAMPLE 125

5 **Preparation of 2-Amino-5-(3-bromo-4-fluorophenyl)-3-(2-fluoroethyl)-5-(4-trifluoromethoxy-phenyl)-3,5-dihydro-imidazol-4-one**

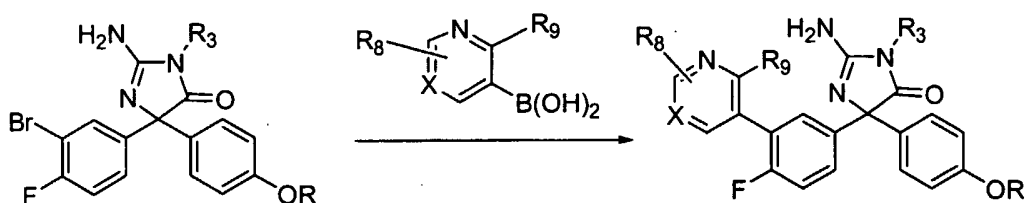


To a stirred mixture of 2-fluoroethylamine hydrochloride (1.50 g; 15.1 mmol) and 1H-pyrazole-1-carboxamide hydrochloride (1.77 g; 12.1 mmol) in DMF was added diisopropylethylamine (3.58 g; 27.7 mmol). The mixture was stirred under nitrogen atmosphere for 3 hours. Diethyl ether was added (35 mL) and the mixture was shaken and the oily product was allowed to settle to the bottom of the flask, whereupon the ether was decanted. This was repeated and the clear oil was dried under high vacuum at ambient temperature for 24 hours. The N-(2-fluoroethyl)-guanidine product was used without further purification (1.6 g).

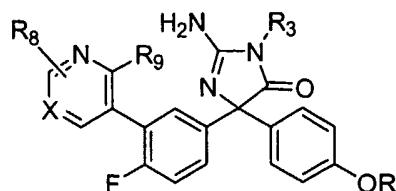
A solution of 1-(3-bromo-4-fluoro-phenyl)-2-(4-trifluoromethoxy-phenyl)-ethane-1,2-dione (0.181 g; 0.46 mmol) and N-(2-fluoroethyl)-guanidine (0.105 g; 0.74 mmol) in a mixture of dioxane, water and ethanol, was treated with solid sodium carbonate heated at 90°C for five hours, and evaporated to dryness. The resultant residue is dissolved in chloroform, washed with water, dried over sodium sulfate, and evaporated to give the title compound as a light-green solid, 116 mg (52% yield), MS (API-ES) 480.3 [M+H]⁺.

EXAMPLES 126-128

20 Preparation of 2-Amino-3-substituted-5-(3-heteroaryl)phenyl-5-(4-trifluoromethoxy-phenyl)-3,5-dihydro-imidazol-4-one Compounds



25 Using essentially the same procedure described in Example 108 and employing the appropriate boronic acid and 3-alkyl-2-amino-5-(3-bromophenyl)hydantoin substrate, the compounds shown on Table IV were obtained and identified by NMR and mass spectral analyses.

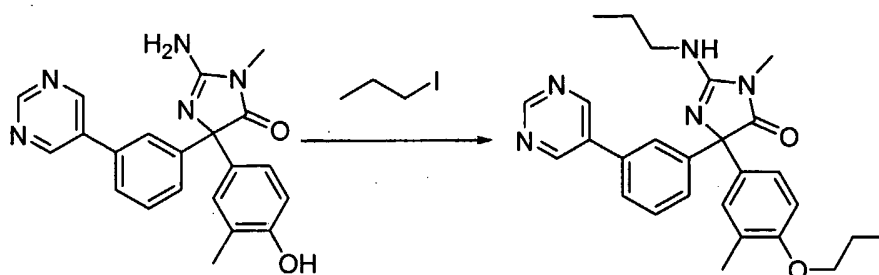
Table IV

Ex. No	R	R3	R8	R9	X	mp °C
126	CF ₃	CH ₂ CH ₂ F	H	H	N	166-170
127	CF ₃	CH ₂ CH ₂ F	H	F	CH	138-150
128	CHF ₂	C ₂ H ₅	H	H	C-F	

5

EXAMPLE 129**Preparation of 3-Methyl-5-(3-methyl-4-propoxyphenyl)-2-(propylamino)-5-(3-pyrimidin-5-ylphenyl)-3,5-dihydro-4H-imidazol-4-one**

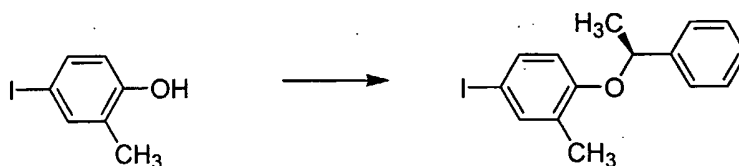
10



15 A solution of 2-amino-5-(4-hydroxy-3-methylphenyl)-3-methyl-5-(3-pyrimidin-5-ylphenyl)-3,5-dihydro-4H-imidazol-4-one (74.6 mg, 0.2 mmol) in N,N-dimethylformamide was treated with 2-iodopropane (31.2 mg, 0.4 mmol) and Cs₂CO₃ (130 mg, 0.4 mmol) at room temperature, stirred overnight at room temperature and quenched with H₂O. The phases were separated, the aqueous phase was extracted with ethyl acetate. The organic phase was combined with the extracts, washed sequentially with H₂O and brine, dried over MgSO₄ and evaporated to dryness. The resultant residue was purified by flash chromatography with ethyl acetate/ethanol

(2M ammonia) (90/10) as eluent to afford the title compound as a white solid, 60 mg (65% yield), mp 64-66 °C; MS (+) ES: 458 (M+H)⁺.

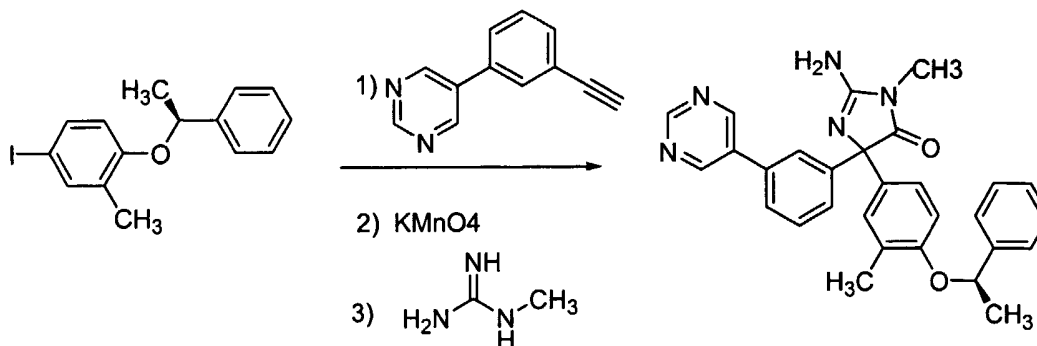
5

EXAMPLE 130**Preparation of 4-iodo-2-methyl-1-[(1R)-1-phenylethoxy]benzene**

10 A cooled solution of PPh₃ (262 mg 10 mmol) in THF was treated with diethyl azodicarboxylate (1.74 g, 10 mmol) at 0 °C, stirred for 5 min, allowed to warm-up to room temperature, treated with 4-iodo-2-methylphenol (1.17 g, 5 mmol) and R(+)-1-phenylethanol (1.22 g, 10 mmol), stirred for 24 h at room temperature and concentrated *in vacuo*. The resultant residue was purified by flash chromatography
15 (silica gel, 100% hexane) to afford the title compound as a clear oil 2.5 g (50%). MS (+): EI 338 M⁺.

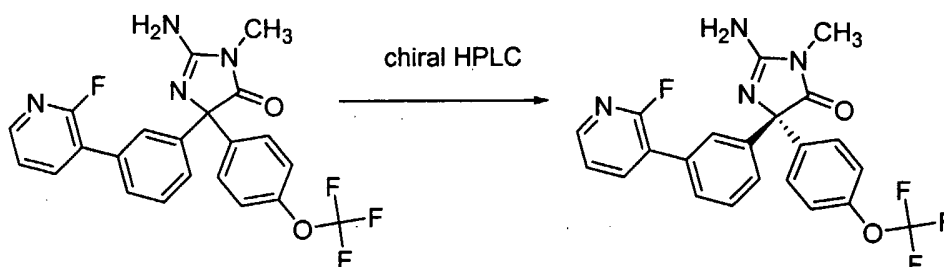
EXAMPLE 131

20 **Preparation of 2-amino-3-methyl-5-{3-methyl-4-[(1R)-1-phenylethoxy]phenyl}-5-(3-pyrimidin-5-ylphenyl)-3,5-dihydro-4H-imidazol-4-one**



A solution of 4-iodo-2-methyl-1-[(1*R*)-1-phenylethoxy]benzene (10 mmol) in triethylamine is treated with tetrakis(triphenylphosphine)Pd (0.69 mmol), copper iodide (0.97 mmol) and a solution of 3-(pyrimidin-5-yl)ethynylbenzene (10 mmol) in acetonitrile at room temperature. The reaction mixture is heated for 1 h at 80°C, cooled and concentrated *in vacuo*. The resultant residue is purified by chromatography to give 5-[3-({3-methyl-4-[(1*R*)-1-phenyl]ethynyl)phenyl}pyrimidine as an oil, MS (+) ES: 391(M+H)⁺. A solution of 5-[3-({3-methyl-4-[(1*R*)-1-phenyl]ethynyl)phenyl}pyrimidine (8.3 mmol) in acetone is treated with a warm (~40°C) solution of NaHCO₃ (4.98 mmol) and MgSO₄ (12.45 mmol) in water (80 mmol) followed by a single portion of solid KMnO₄ (8.3 mmol), stirred for 40 min. at room temperature and extracted with 1:1 ether:hexane. The extracts are combined, dried over MgSO₄ and concentrated to dryness to give 1-{3-methyl-4-[(1*R*)-1-phenylethoxy]phenyl}-2-(3-pyrimidin-5-ylphenyl)ethane-1,2-dione as a foam, MS (+) ES: 423 (M+H)⁺. A solution of 1-{3-methyl-4-[(1*R*)-1-phenylethoxy]phenyl}-2-(3-pyrimidin-5-ylphenyl)ethane-1,2-dione (5.0 mmol) in ethanol is treated with *N*-methylguanidine hydrochloride (5.5 mmol) and an aqueous solution of Na₂CO₃ (10.0 mmol), heated at reflux temperature for 1 h and concentrated *in vacuo*. The resultant residue is purified by chromatography to afford the title product as a white solid, mp 112-114 °C. MS (+) ES: 478 (M+H)⁺.

20

EXAMPLE 132**Preparation of (5*R*)-2-Amino-5-[3-(2-fluoropyridin-3-yl)phenyl]-3-methyl-5-[4-(trifluoromethoxy)phenyl]-3,5-dihydro-4*H*-imidazol-4-one**

25

A racemic mixture of 2-amino-5-[3-(2-fluoropyridin-3-yl)phenyl]-3-methyl-5-[4-(trifluoromethoxy)phenyl]-3,5-dihydro-4*H*-imidazol-4-one was separated by chiral HPLC using Chiralcel AD, 2x25 cm (column) with mobile phase 9% EtOH in hexanes

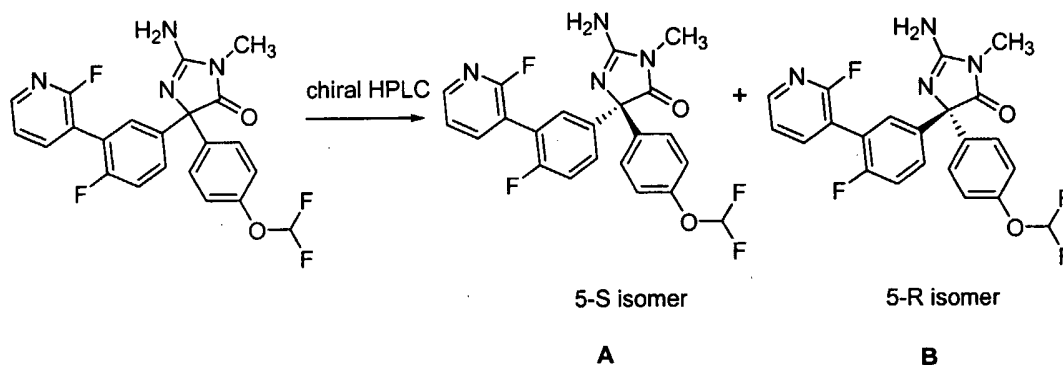
(0.1% diethylamine) to give the title R-isomer: $[\alpha]_{25} = -13.4$ (1% in MeOH); $^1\text{H NMR}$ (DMSO- d_6 300 MHz) δ 2.95 (s, 3H), 6.65 (brs, 2H), 7.28 (d, 2H), 7.4-7.45 (m, 3H), 7.5 (m, 1H), 7.55 (d, 2H), 7.65 (d, 1H), 7.95-8.0 (m, 1H), 8.2 (m, 1H); MS m/e (M+H) $^+$ 445.

5

EXAMPLE 133

Preparation of (5S)-2-Amino-5-[4-(difluoromethoxy)phenyl]-5-[4-fluoro-3-(2-fluoropyridin-3-yl)phenyl]-3-methyl-3,5-dihydro-4H-imidazol-4-one [A] and (5R)-2-Amino-5-[4-(difluoromethoxy)phenyl]-5-[4-fluoro-3-(2-fluoropyridin-3-yl)phenyl]-3-methyl-3,5-dihydro-4H-imidazol-4-one [B]

10



15

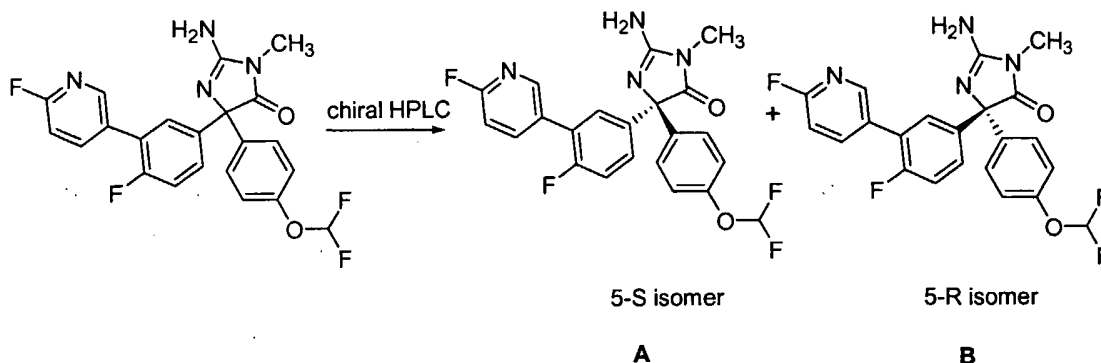
A racemic mixture of 2-amino-5-[4-(difluoromethoxy)phenyl]-5-[4-fluoro-3-(2-fluoropyridin-3-yl)phenyl]-3-methyl-3,5-dihydro-4H-imidazol-4-one was separated by chiral HPLC: Chiralcel AD, 2x25 cm (column) with mobile phase 9% EtOH in hexanes/TFA to give the the title product A, $[\alpha]_{25} = +11.4$ (1% in MeOH); $^1\text{H NMR}$ (DMSO- d_6 300 MHz) δ 3.12 (s, 3H), 7.25 (m, 3H), 7.4-7.5 (m, 4H), 7.5 (m, 2H), 8.0 (m, 1H), 8.6 (m, 1H), 9.5-9.7 (br, 2H); MS m/e (M+H) $^+$ 445 and the title product B, $[\alpha]_{25} = -10.4$ (1% in MeOH); $^1\text{H NMR}$ (DMSO- d_6 300 MHz) δ 3.12 (s, 3H), 7.25 (m, 3H), 7.4-7.5 (m, 4H), 7.5 (m, 2H), 8.0 (m, 1H), 8.6 (m, 1H), 9.5-9.7 (br, 2H); MS m/e (M+H) $^+$ 445.

20

25

EXAMPLE 134

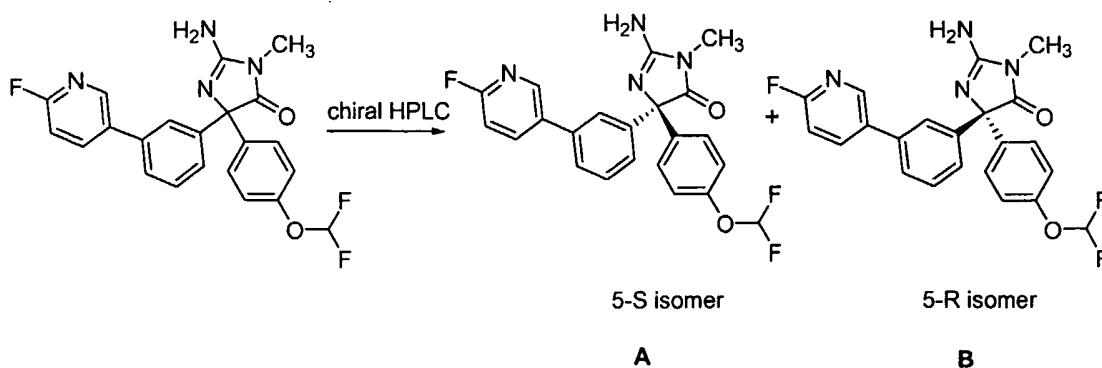
Preparation of (5S)-2-Amino-5-[4-(difluoromethoxy)phenyl]-5-[4-fluoro-3-(6-fluoropyridin-3-yl)phenyl]-3-methyl-3,5-dihydro-4H-imidazol-4-one [A] and (5R)-2-Amino-5-[4-(difluoromethoxy)phenyl]-5-[4-fluoro-3-(6-fluoropyridin-3-yl)phenyl]-3-methyl-3,5-dihydro-4H-imidazol-4-one [B]



A racemic mixture of 2-amino-5-[4-(difluoromethoxy)phenyl]-5-[4-fluoro-3-(6-fluoropyridin-3-yl)phenyl]-3-methyl-3,5-dihydro-4H-imidazol-4-one was separated by chiral HPLC: Chiralcel OJ, 0.46x10 cm (column) with mobile phase 15% EtOH in hexanes to give the title S-isomer (A): $[\alpha]_{25} = +6$ (1% in MeOH); $^1\text{H NMR}$ (DMSO- d_6 , 300 MHz) δ 2.94 (s, 3H), 6.8 (brs, 2H), 7.08 (d, 2H), 7.12 (t, 1H), 7.28 (m, 2H), 7.4-7.5 (m, 3H), 7.6 (dd, 1H), 8.05 (m, 1H), 8.3 (s, 1H); MS m/e (M+H) $^+$ 445 and the title R-isomer (B): $[\alpha]_{25} = -7.4$ (1% in MeOH); $^1\text{H NMR}$ (DMSO- d_6 , 300 MHz) δ 2.94 (s, 3H), 6.8 (brs, 2H), 7.08 (d, 2H), 7.12 (t, 1H), 7.28 (m, 2H), 7.45 (d, 2H), 7.4-7.5 (m, 1H), 7.6 (dd, 1H), 8.05 (m, 1H), 8.3 (s, 1H); MS m/e (M+H) $^+$ 445.

EXAMPLE 135

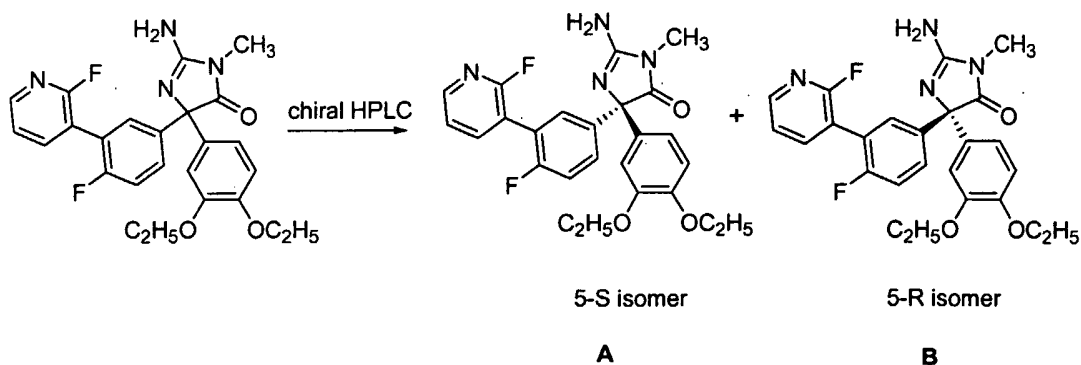
Preparation of (5S)-2-Amino-5-[4-(difluoromethoxy)phenyl]-5-[3-(6-fluoropyridin-3-yl)phenyl]-3-methyl-3,5-dihydro-4H-imidazol-4-one [A] and (5R)-2-Amino-5-[4-(difluoromethoxy)phenyl]-5-[3-(6-fluoropyridin-3-yl)phenyl]-3-methyl-3,5-dihydro-4H-imidazol-4-one [B]



A racemic mixture of 2-Amino-5-[4-(difluoromethoxy)phenyl]-5-[3-(6-fluoropyridin-3-yl)phenyl]-3-methyl-3,5-dihydro-4*H*-imidazol-4-one was separated by chiral HPLC: Chiralcel OJ, 0.46x10 cm (column) with mobile phase 15% EtOH in hexanes to give the title S-isomer (A): $[\alpha]_{25} = -7.4$ (1% in MeOH); $^1\text{H NMR}$ (DMSO- d_6 , 300 MHz) δ 2.95 (s, 3H), 6.7 (brs, 2H), 7.08 (d, 2H), 7.12 (t, 1H), 7.25 (dd, 1H), 7.4 (t, 1H), 7.5-7.55 (m, 4H), 7.7 (s, 1H), 8.2 (m, 1H), 8.37 (s, 1H); MS m/e (M+H) $^+$ 427; and the title R-isomer (B): $[\alpha]_{25} = +8.4$ (1% in MeOH); $^1\text{H NMR}$ (DMSO- d_6 , 300 MHz) δ 2.95 (s, 3H), 6.7 (brs, 2H), 7.08 (d, 2H), 7.12 (t, 1H), 7.25 (dd, 1H), 7.4 (t, 1H), 7.5-7.55 (m, 4H), 7.7 (s, 1H), 8.2 (m, 1H), 8.37 (s, 1H); MS m/e (M+H) $^+$ 427.

EXAMPLE 136

15 **Preparation of (5S)-2-Amino-5-(3,4-diethoxyphenyl)-5-[4-fluoro-3-(2-fluoropyridin-3-yl)phenyl]-3-methyl-3,5-dihydro-4H-imidazol-4-one [A] and (5R)-2-Amino-5-(3,4-diethoxyphenyl)-5-[4-fluoro-3-(2-fluoropyridin-3-yl)phenyl]-3-methyl-3,5-dihydro-4H-imidazol-4-one [B]**

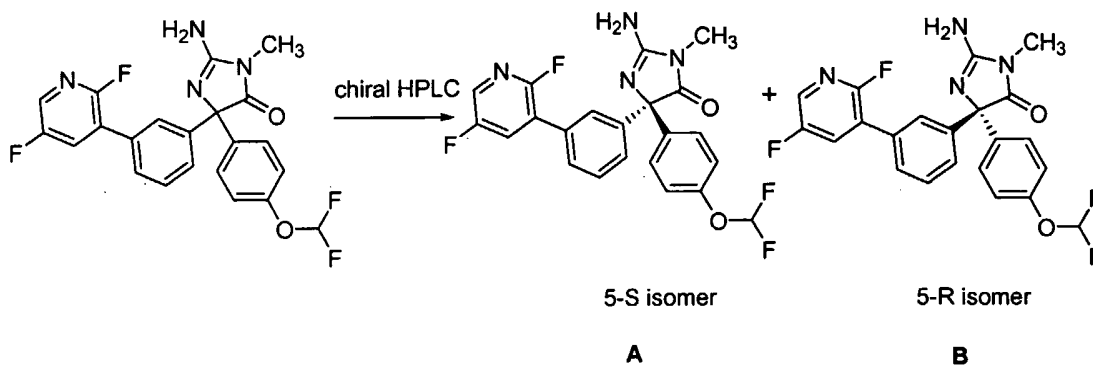


20

A racemic mixture of 2-amino-5-(3,4-diethoxyphenyl)-5-[4-fluoro-3-(2-fluoropyridin-3-yl)phenyl]-3-methyl-3,5-dihydro-4H-imidazol-4-one was separated using a WhelkO, 2x25 cm chiral HPLC column and 20% EtOH in heptane with 1% triethylamine, as the eluent to give the title S-isomer (A) as a white solid, $[\alpha]_{25} = -22.2$, 1% in methanol; $^1\text{H NMR}$ (DMSO $_d_6$ 300 MHz) δ 1.3 (t, 6H), 2.9 (s, 3H), 3.9 (dxq, 4H), 6.6 (b, 2H), 6.8 (d, 1H) 7.0 (m, 2H), 7.3 (t, 1H), 7.5 (m, 3H), 7.9 (s, 1H), 8.3 (m, 1H); MS m/e (M) $^+$ 467; and the title R-isomer (B) as a white solid, $[\alpha]_{25} = +26.0$, 1% in methanol; $^1\text{H NMR}$ (DMSO $_d_6$ 300 MHz) δ 1.3 (t, 6H), 2.9 (s, 3H), 3.9 (dxq, 4H), 6.6 (b, 2H), 6.8 (d, 1H) 7.0 (m, 2H), 7.3 (t, 1H), 7.5 (m, 3H), 7.9 (s, 1H), 8.3 (m, 1H); MS m/e (M) $^+$ 467.

EXAMPLE 137

15 **Preparation of (5S)-2-Amino-5-[4-(difluoromethoxy)phenyl]-5-[3-(2,5-difluoropyridin-3-yl)phenyl]-3-methyl-3,5-dihydro-4H-imidazol-4-one [A] and (5R)-2-Amino-5-[4-(difluoromethoxy)phenyl]-5-[3-(2,5-difluoropyridin-3-yl)phenyl]-3-methyl-3,5-dihydro-4H-imidazol-4-one [B]**



20

A racemic mixture of 2-amino-5-[4-(difluoromethoxy)phenyl]-5-[3-(2,5-difluoropyridin-3-yl)phenyl]-3-methyl-3,5-dihydro-4H-imidazol-4-one was separated by chiral HPLC: Chiralcel OJ, 2x25 cm (column) with mobile phase 35% EtOH in hexanes/DEA to give the title S-isomer (A): $[\alpha]_{25} = +2.8$ (1% in MeOH); $^1\text{H NMR}$ (DMSO $_d_6$ 300 MHz) δ 2.94 (s, 3H), 6.7 (brs, 2H), 7.08 (d, 2H), 7.12 (t, 1H), 7.4-7.5 (m, 5H), 7.7 (s, 1H), 8.0 (m, 1H), 8.2 (m, 1H); MS m/e (M+H) $^+$ 445; and the title R-isomer (B): $[\alpha]_{25} = +2.8$ (1% in MeOH); $^1\text{H NMR}$ (DMSO $_d_6$ 300 MHz) δ 2.94 (s, 3H),

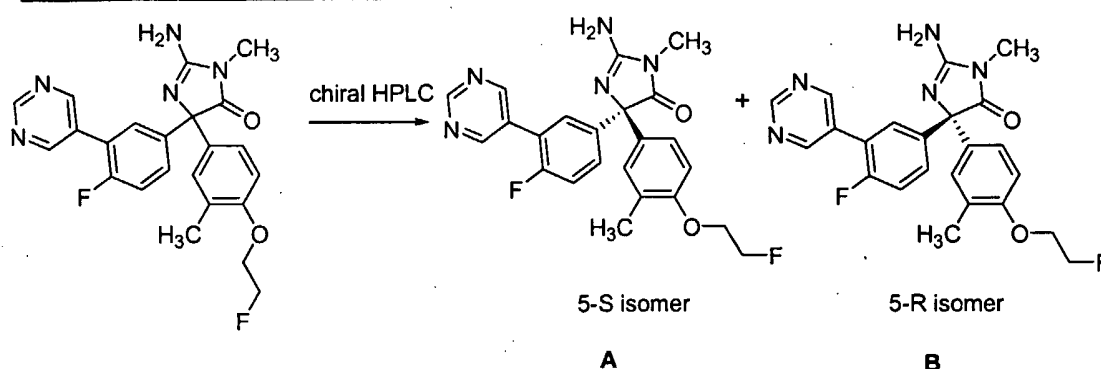
25

6.7 (brs, 2H), 7.08 (d, 2H), 7.12 (t, 1H), 7.4-7.5 (m, 5H), 7.7 (s, 1H), 8.0 (m, 1H), 8.2 (m, 1H); MS m/e (M+H)⁺ 445.

5

EXAMPLE 138

Preparation of (5S)-2-Amino-5-[4-(2-fluoroethoxy)-3-methylphenyl]-3-methyl-5-(3-pyrimidin-5-ylphenyl)-3,5-dihydro-4H-imidazol-4-one [A] and (5R)-2-Amino-5-[4-(2-fluoroethoxy)-3-methylphenyl]-3-methyl-5-(3-pyrimidin-5-ylphenyl)-3,5-dihydro-4H-imidazol-4-one [B]



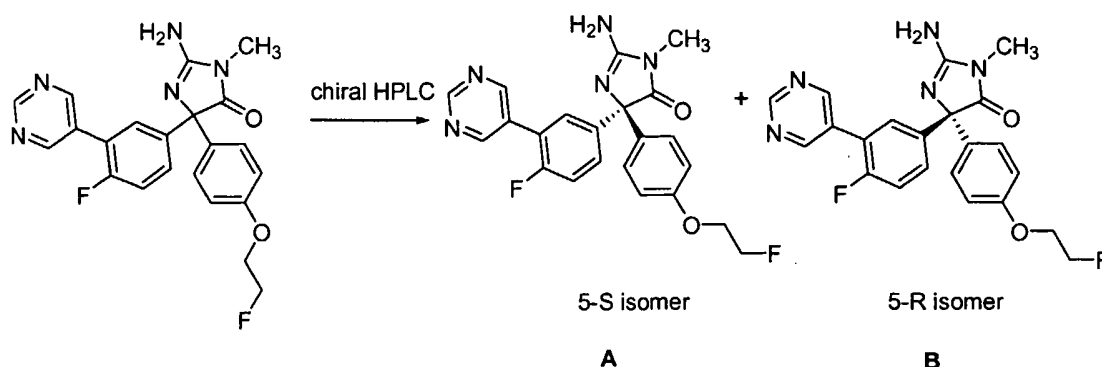
10

Using essentially the same procedure described in Examples 133-137 and employing a racemic mixture of 2-amino-5-[4-(2-fluoroethoxy)-3-methylphenyl]-3-methyl-5-(3-pyrimidin-5-ylphenyl)-3,5-dihydro-4H-imidazol-4-one, the title S-isomer (A) was obtained as a white solid, mp 116-118° C; $[\alpha]_{25} = -31.46$ (1% in DMSO); MS(+)^{ES}: 438 (M+H)⁺; and the title R-isomer was obtained as a white solid, mp 112-114° C; $[\alpha]_{25} = +35$ (1% in DMSO); MS(+)^{ES}: 438 (M+H)⁺.

20

EXAMPLE 139

Preparation of (5S)-2-Amino-5-[4-(2-fluoroethoxy)phenyl]-5-(4-fluoro-3-pyrimidin-5-ylphenyl)-3-methyl-3,5-dihydro-4H-imidazol-4-one [A] and (5R)-2-Amino-5-[4-(2-fluoroethoxy)phenyl]-5-(4-fluoro-3-pyrimidin-5-ylphenyl)-3-methyl-3,5-dihydro-4H-imidazol-4-one [B]

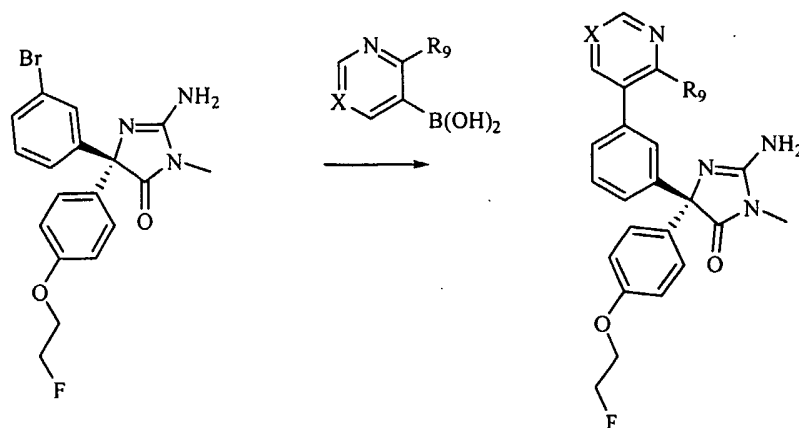


A racemic mixture of 2-amino-5-[4-(2-fluoroethoxy)phenyl]-5-(4-fluoro-3-pyrimidin-5-ylphenyl)-3-methyl-3,5-dihydro-4H-imidazol-4-one was separated by
 5 chiral HPLC: Chiralcel AD, 2 x 25 cm using mobile phase EtOH:Hexane (15:85) and a flow rate of 20 mL/min to give the title S-isomer (A) as a white solid, mp 120 °C; $[\alpha]_{25} = -35.09$ (0.53% in MeOH); $^1\text{H NMR}$ (400 MHz, DMSO- d_6) δ 2.97 (s, 3H), 4.14-4.15 (m, 1H), 4.20-4.21 (m, 1H), 4.65-4.66 (m, 1H), 4.74-4.75 (m, 1H), 6.67 (bs, 2H), 6.88-6.89 (d, 2H), 7.34 (m, 1H), 7.35-7.37 (d, 2H), 7.57, (m, 1H), 7.65 (m, 1H), 8.92
 10 (s, 2H), 9.22 (s, 1H); MS m/e (M-H) $^-$ 422.1; and the title R-isomer as a white solid, mp 120 °C; $[\alpha]_{25} = +31.2$ (1% in MeOH); $^1\text{H NMR}$ (400 MHz, DMSO- d_6) δ 2.97 (s, 3H), 4.15-4.16 (m, 1H), 4.20-4.21 (m, 1H), 4.65-4.66 (m, 1H), 4.74-4.75 (m, 1H), 6.67 (bs, 2H), 6.88-6.89 (d, 2H), 7.34 (m, 1H), 7.35-7.37 (d, 2H), 7.55, (m, 1H), 7.65 (m, 1H), 8.92 (s, 2H), 9.22 (s, 1H); MS m/e (M-H) $^-$ 422.1.

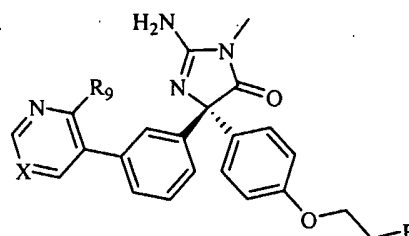
15

EXAMPLES 140 AND 141

Preparation of (5S)-2-Amino-5-[4-(2-fluoroethoxy)phenyl]-3-methyl-5-(3-heteroarylphenyl)-3,5-dihydro-4H-imidazol-4-one Compounds



Using essentially the same procedure described in Example 40 and employing (5S)-2-amino-5-(3-bromophenyl)-5-[4-(2-fluoroethoxy)phenyl]-3-methyl-3,5-dihydro-4H-imidazol-4-one and a suitable heteroarylboronic acid, the compounds shown on Table V were obtained and identified by HNMR and mass spectral analyses.

TABLE V

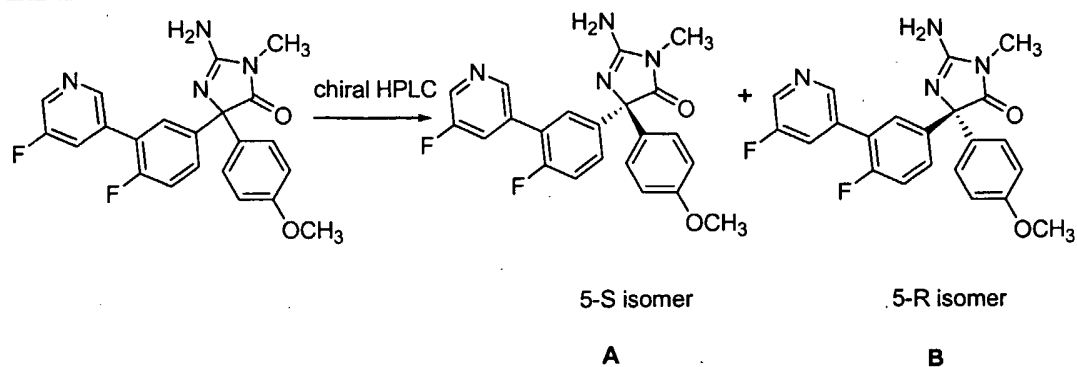
10

Ex. No	R9	X	$[\alpha]_{25}$	mp °C
140	H	N	-18.4 (1% MeOH)	145
141	F	CH	--	106

EXAMPLE 142

15 **Preparation of (5S)-2-Amino-5-[4-fluoro-3-(5-fluoropyridin-3-yl)phenyl]-5-(4-methoxyphenyl)-3-methyl-3,5-dihydro-4H-imidazol-4-one [A] and (5R)-2-Amino-**

5-[4-fluoro-3-(5-fluoropyridin-3-yl)phenyl]-5-(4-methoxyphenyl)-3-methyl-3,5-dihydro-4H-imidazol-4-one [B]

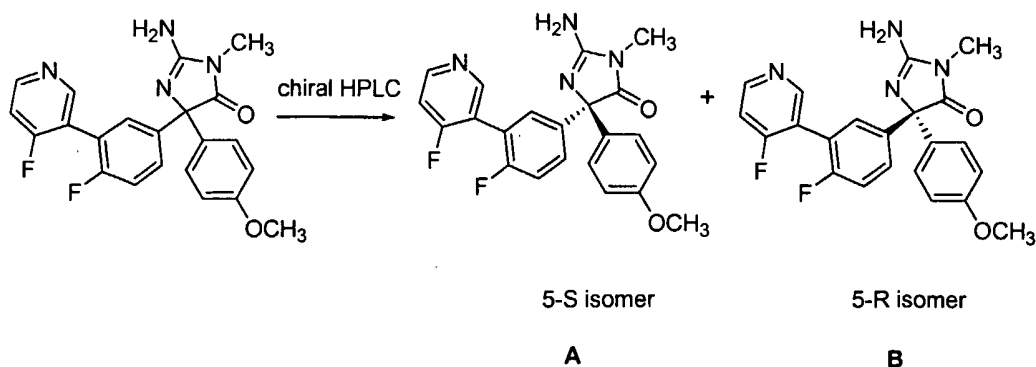


5 A racemic mixture of 2-amino-5-[4-fluoro-3-(5-fluoropyridin-3-yl)phenyl]-5-(4-
 methoxyphenyl)-3-methyl-3,5-dihydro-4H-imidazol-4-one was separated by chiral
 HPLC: Chiralcel OJ, 2x25 cm (column) with mobile phase 30% EtOH in hexanes
 (0.1% diethylamine) to give the title S-isomer (A): $[\alpha]_{25} = -37.6$ (1% in MeOH); ^1H
 NMR (DMSO $_d_6$ 300 MHz) δ 2.93 (s 3H), 3.63 (s 3H), 6.6 (brs, 2H), 6.8 (d, 2H), 7.22-
 7.35 (m, 3H), 7.5 (m, 1H), 7.6 (dd, 1H), 7.8 (m, 1H), 8.5 (d, 1H), 8.6 (d, 1H); MS m/e
 10 (M+H) $^+$ 409 and the title R-isomer (B): $[\alpha]_{25} = +35.4$ (1% in MeOH); ^1H NMR
 (DMSO $_d_6$ 300 MHz) δ 2.93 (s 3H), 3.63 (s 3H), 6.6 (brs, 2H), 6.8 (d, 2H), 7.22-7.35
 (m, 3H), 7.5 (m, 1H), 7.6 (dd, 1H), 7.8 (m, 1H), 8.5 (d, 1H), 8.6 (d, 1H); MS m/e
 (M+H) $^+$ 409.

15

EXAMPLE 143

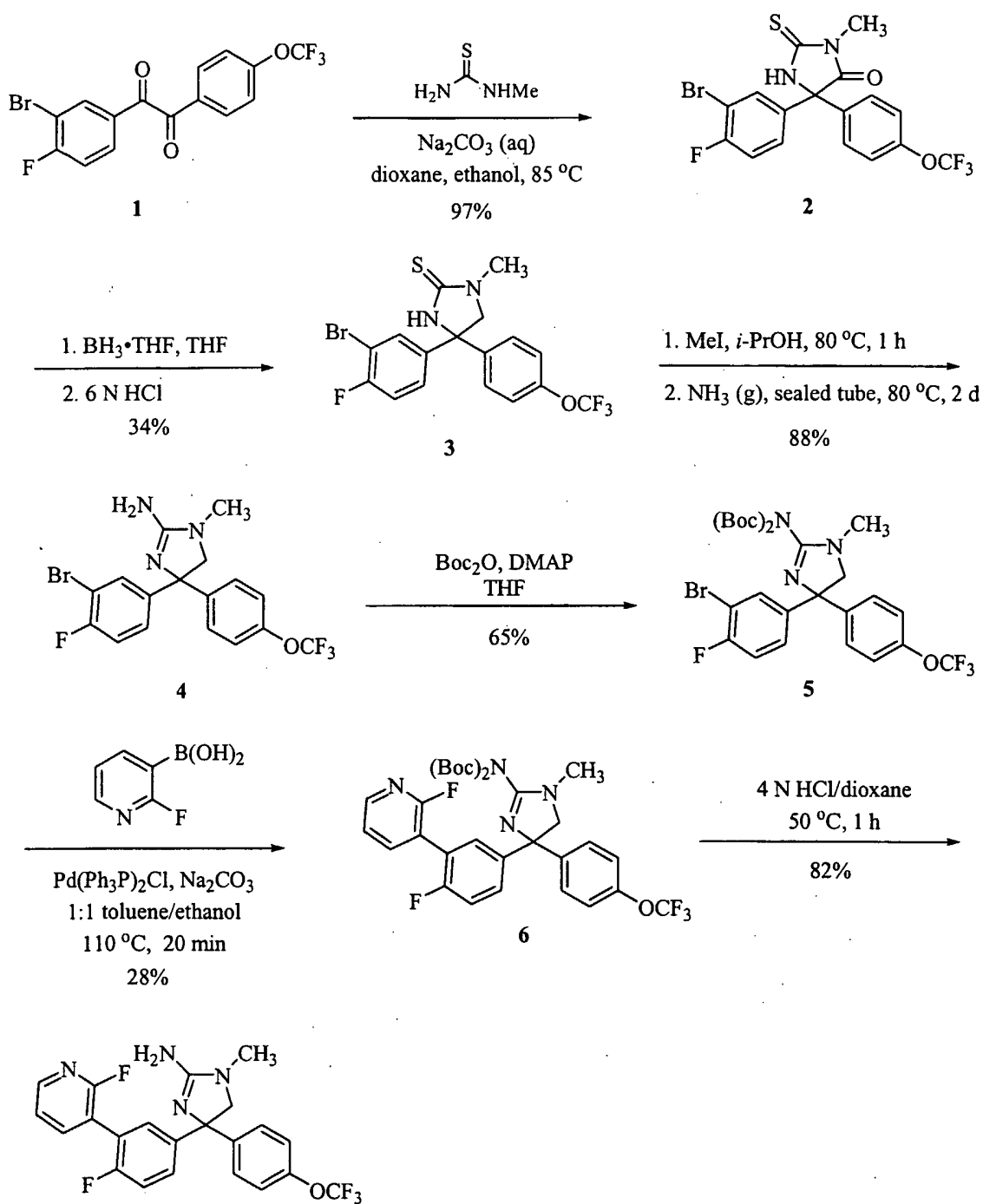
20 **Preparation of (5S)-2-Amino-5-[4-fluoro-3-(4-fluoropyridin-3-yl)phenyl]-5-(4-
 methoxyphenyl)-3-methyl-3,5-dihydro-4H-imidazol-4-one [A] and (5R)-2-Amino-
 5-[4-fluoro-3-(4-fluoropyridin-3-yl)phenyl]-5-(4-methoxyphenyl)-3-methyl-3,5-
 dihydro-4H-imidazol-4-one [B]**



A racemic mixture of 2-amino-5-[4-fluoro-3-(4-fluoropyridin-3-yl)phenyl]-5-(4-methoxyphenyl)-3-methyl-3,5-dihydro-4H-imidazol-4-one was separated by chiral HPLC: Chiralcel OJ, 0.46x25 cm (column) with mobile phase 80% EtOH in hexanes (0.1% diethylamine) to give the title S-isomer (A): $[\alpha]_{25} = -40$ (1% in MeOH); ^1H NMR (DMSO_{d6} 300 MHz) δ 2.93 (s, 3H), 3.66 (s, 3H), 6.65 (brs, 2H), 6.8 (d, 2H), 7.3 (m, 3H), 7.43 (m, 1H), 7.52 (m, 2H), 8.55 (d, 1H), 8.63 (t, 1H); MS m/e (M+H)⁺ 409; and title R-isomer (B): $[\alpha]_{25} = +38.8$ (1% in MeOH); ^1H NMR (DMSO_{d6} 300 MHz) δ 2.93 (s, 3H), 3.66 (s, 3H), 6.65 (brs, 2H), 6.8 (d, 2H), 7.3 (m, 3H), 7.43 (m, 1H), 7.52 (m, 2H), 8.55 (d, 1H), 8.63 (t, 1H), MS m/e (M+H)⁺ 409.

EXAMPLE 144

Preparation of 4-[4-Fluoro-3-(2-fluoropyridin-3-yl)phenyl]-1-methyl-4-(4-trifluoromethoxyphenyl)-4,5-dihydro-1H-imidazol-2-ylamine



Step a) Preparation of compound 2

- 5 A mixture of 1 (2.00 g, 5.1 mmol) and 1-methyl-2-thiourea (2.07 g, 23.0 mmol) in ethanol (50 mL) and dioxane (50 mL) was stirred at room temperature for 5 min. A solution of sodium carbonate (2.44 g, 23.0 mmol) in water (20 mL) was added and

the reaction was stirred at 85 °C for 15 min. The reaction was then cooled to room temperature, concentrated and diluted with ethyl acetate (100 mL) and brine (20 mL). The organic layer was separated and washed with brine (10 mL), dried over sodium sulfate, filtered and concentrated. Purification by flash chromatography (silica, 1:9 ethyl acetate/hexanes) afforded **2** (2.30 g, 97%) as a yellow solid: ¹H NMR (300 MHz, CD₃OD) δ 7.61 (dd, *J* = 6.3, 2.4 Hz, 1H), 7.46–7.27 (m, 6H), 3.27 (s, 3H).

Step b) Preparation of compound 3

A mixture of **2** (2.20 g, 4.75 mmol) and 1.0 M borane tetrahydrofuran complex in tetrahydrofuran (47.5 mL, 47.5 mmol) in tetrahydrofuran (66 mL) was heated at reflux overnight, then treated with 6 N HCl (24 mL, 143 mmol) and heated at 80 °C for 1 h. The reaction was cooled to room temperature, neutralized with sodium bicarbonate solid (12.0 g, 143 mmol) and diluted with ethyl acetate (200 mL). The organic layer was separated and washed with brine (20 mL), dried over sodium sulfate, filtered and concentrated. Purification by flash chromatography (silica, 1:9 to 2:8 ethyl acetate/hexanes) afforded **3** (0.73 g, 34%) as a colorless oil: ¹H NMR (300 MHz, CDCl₃) δ 8.14 (s, 1H), 7.42 (m, 1H), 7.31–7.05 (m, 6H), 4.18 (s, 2H), 3.19 (s, 3H); ESI MS *m/z* 450 [C₁₇H₁₃BrF₄N₂OS + H]⁺.

Step c) Preparation of compound 4

A mixture of **3** (0.73 g, 1.63 mmol), methyl iodide (0.25 g, 1.79 mmol) in isopropanol (10 mL) was heated at 80 °C for 1 h, concentrated, redissolved in isopropanol (20 mL), cooled to 0 °C and charged with ammonia gas (2.0 g). The reaction vessel was sealed and heated at 80 °C for 48 h. The reaction was cooled to room temperature, concentrated and purified by flash chromatography (100:0:0 to 80:20:0.5 methylene chloride/methanol/concentrated ammonium hydroxide) afforded **4** (0.62 g, 88%) as a colorless syrup: ¹H NMR (300 MHz, CD₃OD) δ 7.62 (dd, *J* = 6.3, 2.4 Hz, 1H), 7.61–7.20 (m, 6H), 4.35 (s, 2H), 3.08 (s, 3H); ESI MS *m/z* 432 [C₁₇H₁₄BrF₄N₃O + H]⁺.

Step d) Preparation of compound 5

A mixture of **4** (0.52 g, 1.20 mmol), 4-dimethylaminopyridine (0.77 g, 6.32 mmol) and di-*tert*-butyldicarbonate (1.38 g, 6.32 mmol) in tetrahydrofuran (5 mL) was stirred at room temperature for 1 h and concentrated. Purification by flash chromatography (silica, 1:9 to 2:8 ethyl acetate/hexanes) afforded **5** (0.49 g, 65%) as a white solid: ¹H NMR (300 MHz, CD₃OD) δ 7.67 (dd, *J* = 6.6, 2.1 Hz, 1H), 7.44–7.03

(m, 6H), 4.05 (d, $J = 9.9$ Hz, 1H), 3.86 (d, $J = 9.9$ Hz, 1H), 2.79 (s, 3H), 1.39 (s, 18H); ESI MS m/z 632 [$C_{27}H_{30}BrF_4N_3O_5 + H$]⁺.

Step e) Preparation of compound 6.

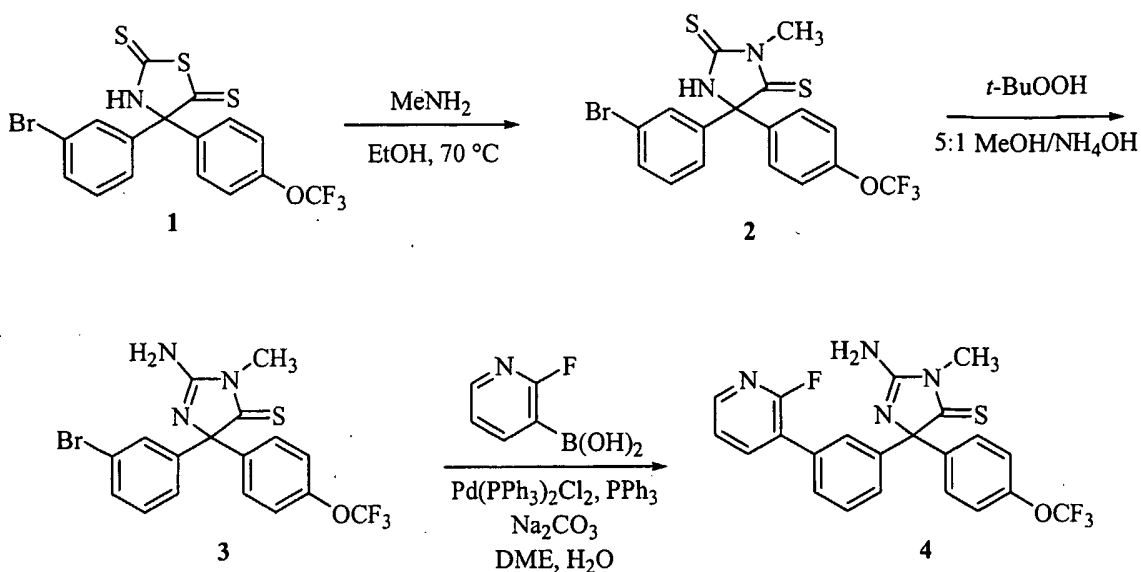
A mixture of **5** (0.19 g, 0.300 mmol), 2-fluoropyridine-3-boronic acid (0.064 g, 0.451 mmol), sodium carbonate (0.096 g, 0.900 mmol), bis(triphenylphosphino)palladium (II) dichloride (0.021 g, 0.030 mmol) and triphenylphosphine (0.016 g, 0.060 mmol) in 1:1 toluene/EtOH (10 mL) was degassed and heated at 110 °C for 20 min. The mixture was cooled to room temperature and concentrated. Purification by flash chromatography (silica, 1:9 to 4:6 ethyl acetate/hexanes) afforded **6** (0.055 g, 28%) as a white solid: ¹H NMR (500 MHz, CDCl₃) δ 8.24 (m, 1H), 7.82 (m, 1H), 7.48–7.11 (m, 8H), 4.03 (d, $J = 9.5$ Hz, 1H), 3.95 (d, $J = 9.5$ Hz, 1H), 2.78 (s, 3H), 1.31 (s, 18H); ESI MS m/z 649 [$C_{32}H_{33}F_5N_4O_5 + H$]⁺.

Step f) Preparation of 4-[4-fluoro-3-(2-fluoro-pyridin-3-yl)-phenyl]-1-methyl-4-(4-trifluoromethoxy-phenyl)-4,5-dihydro-1H-imidazol-2-ylamine

A mixture of **6** (0.055 g, 0.085 mmol) and 4 M hydrogen chloride in dioxane (5 mL) was heated at 50 °C for 1 h, cooled to room temperature and concentrated. The reaction mixture was then diluted with chloroform (50 mL) and sodium bicarbonate (10 mL). The organic layer was separated and washed with brine (20 mL), dried over sodium sulfate, filtered and concentrated. Purification by preparative HPLC afforded the title product as a white solid, 0.031 g (82% yield), mp 65-70 °C; ¹H NMR (500 MHz, CD₃OD) δ 8.22 (m, 1H), 7.95 (m, 1H), 7.35–7.23 (m, 8H), 4.10 (t, $J = 7.5$ Hz, 2H), 2.93 (t, $J = 7.5$ Hz, 3H); IR (ATR) 3059, 2926, 1670, 1641, 1570, 1503, 1427, 1253, 1201, 1161, 829, 804, 765, 718 cm⁻¹; ESI MS m/z 449 [$C_{22}H_{17}F_5N_4O + H$]⁺.

EXAMPLE 145

Preparation of 2-Amino-5-[3-(2-fluoro-pyridin-3-yl)-phenyl]-3-methyl-5-(4-trifluoromethoxy-phenyl)-3,5-dihydro-imidazole-4-thione



Step a) Preparation of Compound 2

A mixture of methylamine hydrochloride (0.210 g, 3.18 mmol), triethylamine (0.320 g, 3.18 mmol) and **1** (0.470 g, 1.06 mmol) in ethanol was stirred at 70 °C for 1h. The solvents were evaporated and the residue partitioned between ethyl acetate and water. The organic layer was separated and washed with brine (30 mL), dried over sodium sulfate, filtered and concentrated to afford **2** (0.460 g, 99%) as a yellow solid: ¹H NMR (300 MHz, CDCl₃) δ 7.71 (br s, 1H), 7.58–7.49 (m, 2H), 7.37 (d, *J* = 8.9 Hz, 2H), 7.30–7.19 (m, 3H), 3.68 (s, 3H).

Step b) Preparation of Compound 3

A mixture of **2** (0.458 g, 1.05 mmol) and *t*-butyl hydroperoxide (1.88 g of a 70% solution in water, 21.0 mmol) in methanol (50 mL) and concentrated aqueous ammonium hydroxide (10 mL) was stirred overnight at room temperature. After this time, 10% aqueous sodium thiosulfate (30 mL) was added; the mixture was concentrated to remove most of the methanol and then the aqueous mixture was diluted with methylene chloride. The organic layer was separated, washed with brine (30 mL), dried over sodium sulfate, filtered and concentrated. Purification of the resultant residue by flash chromatography (silica, 95:5 methylene chloride/methanol) afforded **3** (0.250 g, 57%) as a white solid: ¹H NMR (300 MHz, CDCl₃) δ 7.88 (t, *J* = 1.7 Hz, 1H), 7.81 (d, *J* = 8.9 Hz, 2H), 7.72–7.65 (m, 2H), 7.36 (t, *J* = 7.8 Hz, 1H), 6.98 (d, *J* = 8.9 Hz, 2H), 3.90 (s, 3H); ESI MS *m/z* 444 [C₁₇H₁₃BrF₃N₃OS + H]⁺.

Step c) Preparation of 2-amino-5-[3-(2-fluoro-pyridin-3-yl)-phenyl]-3-methyl-5-(4-trifluoromethoxy-phenyl)-3,5-dihydro-imidazole-4-thione

A mixture of **3** (0.16 g, 0.38 mmol), 2-fluoropyridine-3-boronic acid (0.075 g, 0.530 mmol), bis(triphenylphosphino)palladium(II) chloride (0.013 g, 0.019 mmol),
5 triphenylphosphine (0.010 g, 0.038 mmol) and sodium carbonate (0.121 g, 1.14 mmol) in 3:1 DME/water (6.0 mL) was heated at 80 °C for 1 h. The mixture was cooled to room temperature and concentrated *in vacuo*. The resultant residue was diluted with ethyl acetate and water. The organic layer was separated and washed with brine (20 mL), dried over sodium sulfate, filtered and concentrated. Purification
10 of this residue by flash chromatography (silica, 97:2.5:0.5 methylene chloride/methanol/concentrated ammonium hydroxide) afforded 0.087 g of a pale yellow solid. This material was freeze dried from 1:1 acetonitrile/water (6 mL) to afford the title product as a pale yellow solid, 0.069 g (39% yield), mp 89–99 °C; ¹H NMR (300 MHz, CDCl₃) δ 8.17 (dt, *J* = 4.8, 1.5 Hz, 1H), 7.86–7.79 (m, 1H), 7.65 (br
15 s, 1H), 7.55–7.48 (m, 4H), 7.44–7.38 (m, 1H), 7.27–7.25 (m, 1H), 7.14 (d, *J* = 8.9 Hz, 2H), 3.48 (s, 3H); ESI MS *m/z* 461 [C₂₂H₁₆F₄N₄OS + H]⁺;

EXAMPLE 146**20 Evaluation of the Inhibition of hBACE1, MuBACE1 and hBACE2 by Test Compounds**

Assay Conditions: 10 nM human BACE1 (or 10 nM Murine BACE1, 1.5 nM human BACE2) 25 μM substrate (WABC-6, MW 1549.6, from AnaSpec); final buffer
25 conditions: 50 mM Na-Acetate, pH 4.5, 0.05% CHAPS, 25% PBS; temperature: room temperature; reagent information: Na-Acetate: Aldrich, Cat.# 24,124-5 CHAPS: Research Organics, Cat. # 1304C 1X PBS: Mediatech (Cellgro), Cat# 21-031-CV; peptide substrate AbzSEVNLDAEFRDpa: AnaSpec, Peptide Name: WABC-6; determination of stock substrate (AbzSEVNLDAEFRDpa) concentration: a 25 mM
30 stock solution in dimethyl sulfoxide (DMSO) is prepared using the peptide weight and MW and diluted to 25 μM. The concentration is determined by absorbance at 354 nm using an extinction coefficient ε of 18172 M⁻¹cm⁻¹, The substrate stock is stored in small aliquots at -80° C. [Substrate Stock] = ABS^{354 nm} * 10⁶ / 18172 (in mM)

Determination of Stock Enzyme Concentration: The stock concentration of each enzyme by ABS at 280 nm using ϵ of $64150 \text{ M}^{-1}\text{cm}^{-1}$ for hBACE1 and MuBACE1, $62870 \text{ M}^{-1}\text{cm}^{-1}$ for hBACE2 in 6 M Guanidinium Hydrochloride (from Research Organics, Cat. # 5134G-2), pH 6.

- 5 (The extinction coefficient $\epsilon^{280 \text{ nm}}$ for each enzyme was calculated based on known amino acid composition and published extinction coefficients for Trp ($5.69 \text{ M}^{-1} \text{ cm}^{-1}$) and Tyr ($1.28 \text{ M}^{-1} \text{ cm}^{-1}$) residues (*Anal. Biochem.* 182, 319-326).

Dilution and mixing steps: total reaction volume: 100 μL

1. 2X inhibitor dilutions in buffer A(66.7 mM Na-Acetate, pH 4.5, 0.0667% CHAPS)
- 10 are prepared,
2. 4X enzyme dilution in buffer A(66.7 mM Na-Acetate, pH 4.5, 0.0667% CHAPS)
- are prepared,
3. 100 μM substrate dilution in 1X PBS is prepared,
4. 50 μL 2X Inhibitor and 25 μL 100 μM substrate are added to each well of 96-well
- 15 plate (from DYNEX Technologies, VWR #: 11311-046), the immediately 25 μL 4X enzyme are added to the inhibitor and substrate mixer, the fluorescence readings are initiated.

- Fluorescence Readings: Readings at λ_{ex} 320 nm and λ_{em} 420 nm are taken every 40-sec for 30 min at room temperature to determine the linear slope for
- 20 substrate cleavage rate (v_i).

Calculation of % Inhibition: % Inhibition = $100 * (1 - v_i / v_0)$

(v_i = substrate cleavage rate in the presence of inhibitor,

v_0 = substrate cleavage rate in the absence of inhibitor)

IC₅₀ Determination: % Inhibition = $[(B * IC_{50}^n) + (100 * I_0^n)] / (IC_{50}^n + I_0^n)$,

25

Fluorescent Kinetic Assay for human recombinant BACE 2

This assay is used to provide kinetic and selectivity parameters for the analyses of the tested compounds.

Materials and methods: final assay conditions:10 nM human BACE1

- 30 (or 10 nM Murine BACE1, 1.5 nM human BACE2) 25 μM Substrate (WABC-6, MW 1549.6, from AnaSpec). Final buffer conditions: 50 mM Na-Acetate, pH 4.5, 0.05% CHAPS, 25% PBS. Temperature: room temperature. Reagent Information: Na-Acetate: Aldrich, Cat.# 24,124-5 CHAPS: Research Organics, Cat. # 1304C 1X PBS:

Mediatech (Cellgro), Cat# 21-031-CV Peptide Substrate AbzSEVNLDAEFRDpa:
AnaSpec, Peptide Name: WABC-6

Determination of stock substrate (AbzSEVNLDAEFRDpa) concentration:

A 25 mM stock solution in DMSO is prepared using the peptide weight and MW, and
5 diluted to 25 μ M. The concentration is determined by absorbance at 354 nm using
an extinction coefficient ϵ of 18172 $M^{-1}cm^{-1}$. The substrate stock is stored in small
aliquots at -80° C. [Substrate Stock] = $ABS^{354\text{ nm}} * 10^6 / 18172$ (in mM)

Determination of stock enzyme concentration: The stock concentration of
each enzyme is determined by ABS at 280 nm using ϵ of 64150 $M^{-1}cm^{-1}$ for hBACE1
10 and MuBACE1, 62870 $M^{-1}cm^{-1}$ for hBACE2 in 6 M guanidinium hydrochloride (from
Research Organics, Cat. # 5134G-2), pH 6. (The extinction coefficient $\epsilon^{280\text{ nm}}$ for
each enzyme is calculated based on known amino acid composition and published
extinction coefficients for Trp (5.69 $M^{-1}cm^{-1}$) and Tyr (1.28 $M^{-1}cm^{-1}$) residues (*Anal.*
Biochem. 182, 319-326).)

15 Dilution and Mixing Steps: Total Reaction Volume.: 100 μ L

1. 2X inhibitor dilutions in buffer A(66.7 mM Na-Acetate, pH 4.5, 0.0667%
CHAPS) are prepared,
2. 4X enzyme dilution in buffer A(66.7 mM Na-Acetate, pH 4.5, 0.0667%
CHAPS) are prepared,
- 20 3. 100 μ M substrate dilution in 1X PBS, 50 μ L 2X Inhibitor and 25 μ L 100 μ M
substrate are added to each well of 96-well plate (from DYNEX Technologies, VWR
#: 11311-046), then immediately 25 μ L 4X enzyme is added to the inhibitor and
substrate mixer and the fluorescence readings are initiated.

25 Fluorescence Readings: Readings at λ_{ex} 320 nm, λ_{em} 420 nm are taken
every 40-sec for 30 min at room temperature and to determine the linear slope for
substrate cleavage rate (v_i).

Analysis of calculation of % inhibition: % Inhibition = $100 * (1 - v_i / v_0)$

v_i = substrate cleavage rate in the presence of inhibitor,

v_0 = substrate cleavage rate in the absence of inhibitor)

30 IC_{50} Determination:

$$\% \text{ Inhibition} = ((B * IC_{50}^n) + (100 * I_0^n)) / (IC_{50}^n + I_0^n),$$

The data obtained are shown on Table VI.

For Table VIA = 0.01 μ M-0.10 μ MB = 0.11 μ M-1.00 μ MC = >1.00 μ M

5

I = >100-fold selectivity

II = 10-100-fold selectivity

III = <10-fold selectivity

10

Table VI

<u>Ex. No.</u>	<u>IC₅₀ (μM)</u>	
	<u>BACE1</u>	<u>BACE1/BACE2</u>
5	B	III
6	B	III
7	A	II
8	A	II
9	A	II
10	A	II
11	A	II
12	A	II
13	A	II
14	A	II
15	B	II
16	A	III
17	A	III
18	A	II
19	A	III
20	B	III
21	A	II
22	A	III
23	A	II
24	A	II

Table VI, cont.

<u>Ex. No.</u>	<u>IC₅₀ (μM)</u>	
	<u>BACE1</u>	<u>BACE1/BACE2</u>
25	A	II
26	A	II
27	A	II
28	A	II
29	A	II
30	B	III
31	B	III
32	A	III
36	A	III
37	A	III
38A	C	III
38B	A	II
41	B	II
42	B	II
43	A	II
44	A	II
46	B	II
47	B	II
48	C	II
49	B	I
50	A	II
51	A	III
52	B	II
53	B	III
54	A	I
55	A	II
56	A	I

Table VI, Cont.

<u>Ex. No.</u>	<u>IC₅₀ (μM)</u>	
	<u>BACE1</u>	<u>BACE1/BACE2</u>
57	A	II
58	A	II
59	A	II
60	A	II
61	A	II
62	A	II
63	A	I
64	C	III
65	B	II
66	A	II
67	A	III
68	B	III
69	A	III
70	A	II
71	A	III
72	B	II
73	B	II
74	A	II
75	B	II
77	A	I
78	A	II
79	A	II
80	A	III
81	A	II
82	A	II
83	A	II
84	B	I

Table VI, cont.

Ex. No.	IC₅₀ (μM)	
	BACE1	BACE1/BACE2
86	A	I
88	A	II
89	A	II
90	A	II
91	A	II
92	A	II
93	A	II
94	B	II
95	A	II
96	A	II
97	A	II
99	A	III
100	B	III
101A	C	III
101B	A	I
102A	B	III
102B	A	II
103A	C	III
103B	A	II
104	A	II
105A	B	III
105B	A	II
106A	C	III
106B	A	I
107A	A	I
107B	C	III
108	A	II

Table VI, cont.

<u>Ex. No.</u>	<u>IC₅₀ (μM)</u>	
	<u>BACE1</u>	<u>BACE1/BACE2</u>
109	A	II
110	A	II
111	B	III
112	A	II
113	A	I
114	A	II
115	A	II
116	A	II
117	A	II
118	A	I
119	B	II
120	A	I
121	A	II
122	A	II
123	B	II
124	A	II
126	B	I
127	B	I
128	B	II
131	A	II
132	C	III
133A	B	III
133B	A	II
134A	B	III
134B	A	II
135A	C	III
135B	A	II

Table VI, cont.

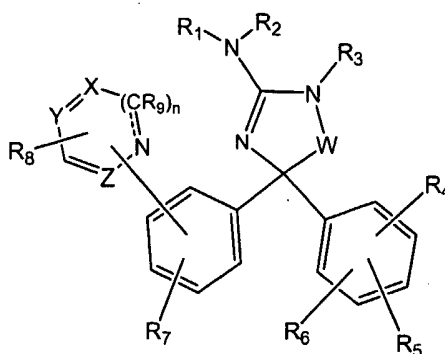
<u>Ex. No.</u>	<u>IC₅₀ (μM)</u>	
	<u>BACE1</u>	<u>BACE1/BACE2</u>
136A	A	II
137A	C	III
137B	A	II
138A	A	I
138B	C	III
139A	A	I
139B	B	III
140	A	I
141	A	II
142A	C	III
142B	A	II
143A	C	III
143B	A	II
144	B	I
145	A	II

Results and Discussion:

5 As can be seen from the data shown on Table VI hereinabove, the compounds of the invention are potent and selective inhibitors of BACE1.

What is claimed is:

1. A compound of formula I



(I)

5

wherein W is CO, CS or CH₂;

X is N, NO or CR₁₀;

Y is N, NO or CR₁₁;

10

Z is N, NO or CR₁₉ with the proviso that no more than two of X, Y or Z may be N or NO;

R₁ and R₂ are each independently H, COR₂₀, CO₂R₂₁ or an optionally substituted C₁-C₄alkyl group;

R₃ is H, OR₁₂ or a C₁-C₆alkyl, C₁-C₆haloalkyl, C₂-C₆alkenyl, C₂-C₆alkynyl, C₃-C₈cycloalkyl or aryl(C₁-C₆)alkyl group each optionally substituted;

15

R₄ and R₅ are each independently H, halogen, NO₂, CN, OR₁₃, NR₁₄R₁₅ or a C₁-C₆alkyl, C₁-C₆haloalkyl, C₂-C₆alkenyl, C₂-C₆alkynyl or C₃-C₈cycloalkyl group each optionally substituted or when attached to adjacent carbon atoms R₄ and R₅ may be taken together with the atoms to which they are attached to form an optionally substituted 5- to 7-membered ring optionally containing one or two heteroatoms selected from O, N or S;

20

R₆, R₇, R₈, R₉, R₁₀, R₁₁ and R₁₉ are each independently H, halogen, NO₂, CN, OR₁₆, NR₁₇R₁₈ or a C₁-C₆alkyl, C₁-C₆haloalkyl, C₂-C₆alkenyl, C₂-C₆alkynyl or C₃-C₈cycloalkyl group each optionally substituted;

25

n is 0 or 1;

----- is a single bond when n is 0 or a double bond when n is 1;

R_{12} , R_{13} , R_{16} , R_{20} and R_{21} are each independently H or a C_1 - C_6 alkyl, C_1 - C_6 haloalkyl, C_2 - C_6 alkenyl, C_2 - C_6 alkynyl, C_3 - C_8 cycloalkyl or aryl group each optionally substituted; and

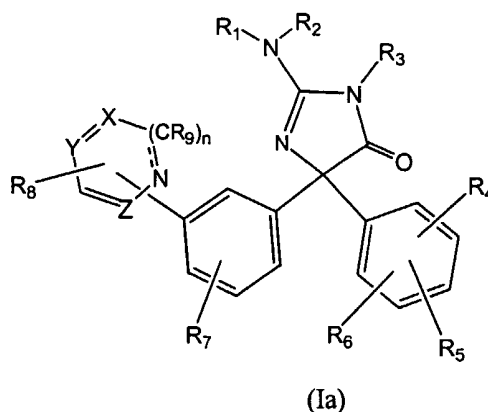
R_{14} , R_{15} , R_{17} and R_{18} are each independently H or C_1 - C_4 alkyl; or
 5 a tautomer thereof, a stereoisomer thereof or a pharmaceutically acceptable salt thereof.

2. The compound according to claim 1 wherein W is CO.

10 3. The compound according to claim 1 or 2, wherein R_1 and R_2 are H and R_3 is C_1 - C_4 alkyl.

4. The compound according to claim 1, 2 or 3, wherein n is 1.

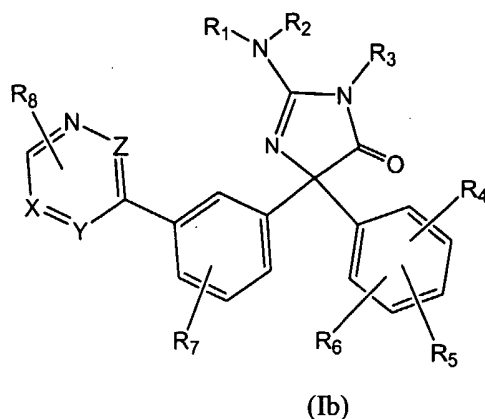
15 5. The compound according to any one of claims 1, 2, 3 and 4 wherein Formula has the structure Ia



20

6. The compound according to claim wherein formula I has the structure

Ib



7. The compound according to claim 6 wherein R_3 is methyl.
- 5 8. The compound according to claim 7 wherein Y is CR_{11} and R_1 and R_2 are H.
9. The compound according to claim 1 selected from the group
- 10 consisting of:
- 2-amino-5-(4-fluoro-3-pyrimidin-5-ylphenyl)-5-(4-methoxy-3-methylphenyl)-3-methyl-3,5-dihydro-4H-imidazol-4-one;
- (5S)-2-amino-5-[3-(2-fluoropyridin-3-yl)phenyl]-5-(4-methoxy-3-methylphenyl)-3-methyl-3,5-dihydro-4H-imidazol-4-one;
- 15 2-amino-5-(4-methoxy-3-methylphenyl)-3-methyl-5-(3-pyrimidin-5-ylphenyl)-3,5-dihydro-4H-imidazol-4-one;
- (5S)-2-amino-5-(4-methoxy-3-methylphenyl)-3-methyl-5-(3-pyrimidin-5-ylphenyl)-3,5-dihydro-4H-imidazol-4-one;
- (5R)-2-amino-5-(4-fluoro-3-pyrimidin-5-ylphenyl)-3-methyl-5-[4-
- 20 (trifluoromethoxy)phenyl]-3,5-dihydro-4H-imidazol-4-one;
- 4-[2-amino-4-(4-methoxy-3-methylphenyl)-1-methyl-5-oxo-4,5-dihydro-1H-imidazol-4-yl]-2-pyridin-3-ylbenzotrile;
- 2-amino-5-(4-methoxy-3-methylphenyl)-3-methyl-5-(4-methyl-3-pyridin-3-ylphenyl)-3,5-dihydro-4H-imidazol-4-one;

- 2-amino-5-[4-methoxy-3-(trifluoromethyl)phenyl]-3-methyl-5-(3-pyridin-3-ylphenyl)-
3,5-dihydro-4*H*-imidazol-4-one;
- 2-amino-3-ethyl-5-(4-methoxy-3-methylphenyl)-5-(3-pyridin-3-ylphenyl)-3,5-dihydro-
4*H*-imidazol-4-one;
- 5 2-amino-5-(4-methoxy-3-methylphenyl)-3-methyl-5-(3-pyrazin-2-ylphenyl)-3,5-
dihydro-4*H*-imidazol-4-one;
- 2-amino-3-methyl-5-(3-pyrimidin-2-ylphenyl)-5-[4-(trifluoromethoxy)phenyl]-3,5-
dihydro-4*H*-imidazol-4-one;
- 2-amino-5-(4-hydroxy-3-methylphenyl)-3-methyl-5-(3-pyridin-3-ylphenyl)-3,5-dihydro-
10 4*H*-imidazol-4-one;
- 2-amino-5-[4-methoxy-3-(trifluoromethyl)phenyl]-3-methyl-5-(3-pyrazin-2-ylphenyl)-
3,5-dihydro-4*H*-imidazol-4-one;
- (5*R*)-2-amino-5-(4-methoxy-3-methylphenyl)-3-methyl-5-(3-pyrimidin-5-ylphenyl)-3,5-
dihydro-4*H*-imidazol-4-one;
- 15 2-amino-5-(4-methoxy-3-methylphenyl)-3-methyl-5-(3-pyridin-3-ylphenyl)-3,5-dihydro-
4*H*-imidazol-4-one;
- 2-amino-5-(3,4-diethoxyphenyl)-3-methyl-5-(3-pyridin-3-ylphenyl)-3,5-dihydro-4*H*-
imidazol-4-one;
- 2-amino-5-(3,4-dimethoxyphenyl)-3-methyl-5-(3-pyridin-3-ylphenyl)-3,5-dihydro-4*H*-
20 imidazol-4-one;
- 2-amino-5-(3-cyclopentyl-4-methoxyphenyl)-3-methyl-5-(3-pyridin-3-ylphenyl)-3,5-
dihydro-4*H*-imidazol-4-one;
- 2-amino-5-(4-methoxy-3-propoxyphenyl)-3-methyl-5-(3-pyridin-3-ylphenyl)-3,5-
dihydro-4*H*-imidazol-4-one;
- 25 2-amino-5-(3-butoxy-4-methoxyphenyl)-3-methyl-5-(3-pyridin-3-ylphenyl)-3,5-dihydro-
4*H*-imidazol-4-one;
- 2-amino-5-(3-isopropoxy-4-methoxyphenyl)-3-methyl-5-(3-pyridin-3-ylphenyl)-3,5-
dihydro-4*H*-imidazol-4-one;
- 2-amino-5-(1,3-benzodioxol-5-yl)-3-methyl-5-(3-pyridin-3-ylphenyl)-3,5-dihydro-4*H*-
30 imidazol-4-one;
- 2-amino-5-(2,3-dihydro-1-benzofuran-5-yl)-3-methyl-5-(3-pyridin-3-ylphenyl)-3,5-
dihydro-4*H*-imidazol-4-one;

- 2-amino-5-[3-(cyclopentyloxy)-4-methoxyphenyl]-3-methyl-5-(3-pyridin-3-ylphenyl)-
3,5-dihydro-4H-imidazol-4-one;
- 5-[2-amino-1-methyl-5-oxo-4-(3-pyridin-3-ylphenyl)-4,5-dihydro-1H-imidazol-4-yl]-2-
methoxybenzotrile;
- 5 2-amino-5-(3-fluoro-4-methoxyphenyl)-3-methyl-5-(3-pyridin-3-ylphenyl)-3,5-dihydro-
4H-imidazol-4-one;
- 2-amino-5-(2,3-dihydro-1,4-benzodioxin-6-yl)-3-methyl-5-(3-pyridin-3-ylphenyl)-3,5-
dihydro-4H-imidazol-4-one;
- 2-amino-5-(3-chloro-4-methoxyphenyl)-3-methyl-5-(3-pyridin-3-ylphenyl)-3,5-dihydro-
10 4H-imidazol-4-one;
- 2-amino-3-methyl-5-(3-pyridin-3-ylphenyl)-5-(3,4,5-trimethoxyphenyl)-3,5-dihydro-4H-
imidazol-4-one;
- 2-amino-5-(4-methoxy-3-methylphenyl)-3-methyl-5-(3-pyridin-4-ylphenyl)-3,5-dihydro-
4H-imidazol-4-one;
- 15 2-amino-5-(3-ethoxy-4-methoxyphenyl)-3-methyl-5-(3-pyridin-3-ylphenyl)-3,5-dihydro-
4H-imidazol-4-one;
- 2-amino-3-methyl-5-(3-pyridin-3-ylphenyl)-5-[4-(trifluoromethoxy)phenyl]-3,5-dihydro-
4H-imidazol-4-one;
- 2-amino-3-methyl-5-(3-pyridin-3-ylphenyl)-5-[(4-trifluoromethoxy-3-
20 trifluoromethyl)phenyl]-3,5-dihydro-4H-imidazol-4-one;
- 2-amino-5-(3,4-diethoxyphenyl)-5-(4-fluoro-3-pyridin-3-ylphenyl)-3-methyl-3,5-
dihydro-4H-imidazol-4-one;
- 2-amino-5-(3-chloro-4-trifluoromethoxyphenyl)-5-(4-fluoro-3-pyridin-3-ylphenyl)-3-
methyl-3,5-dihydro-4H-imidazol-4-one;
- 25 a tautomer thereof; a stereoisomer thereof; and
a pharmaceutically acceptable salt thereof.

10. A method for the treatment, prevention or amelioration of a disease or
disorder characterized by elevated β -amyloid deposits or β -amyloid levels in a patient
30 which comprises providing said patient with a therapeutically effective amount of a
compound as claimed in any one of claims 1 to 9.

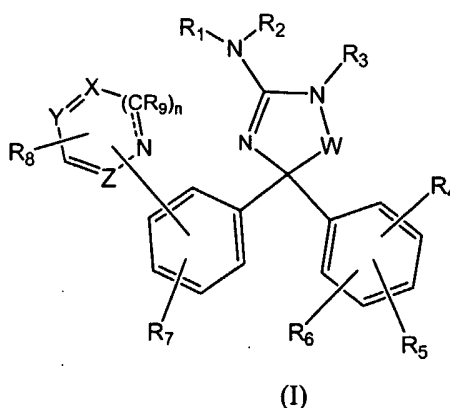
11. The method according to claim 10 wherein said disease or disorder is selected from the group consisting of Alzheimer's disease; mild cognitive impairment; Down's syndrome; hereditary cerebral hemorrhage with amyloidosis of the Dutch type; cerebral amyloid angiopathy; and degenerative dementia.

5

12. The method according to claim 11 wherein said disease is Alzheimer's disease.

13. A pharmaceutical composition which comprises a pharmaceutically acceptable carrier and an effective amount of a compound as claimed in any one of claims 1 to 9.

14. A process for the preparation of a compound of formula I



15

wherein W is CO, CS or CH₂;

X is N, NO or CR₁₀;

Y is N, NO or CR₁₁;

Z is N, NO or CR₁₉ with the proviso that no more than two of X, Y or Z may be N or NO;

20

R₁ and R₂ are each independently H, COR₂₀, CO₂R₂₁ or an optionally substituted C₁-C₄alkyl group;

R₃ is H, OR₁₂ or a C₁-C₆alkyl, C₁-C₆haloalkyl, C₂-C₆alkenyl, C₂-C₆alkynyl, C₃-C₈cycloalkyl or aryl(C₁-C₆)alkyl group each optionally substituted;

25

R₄ and R₅ are each independently H, halogen, NO₂, CN, OR₁₃, NR₁₄R₁₅ or a C₁-C₆alkyl, C₁-C₆haloalkyl, C₂-C₆alkenyl, C₂-C₆alkynyl or

C₃-C₈cycloalkyl group each optionally substituted or when attached to adjacent carbon atoms R₄ and R₅ may be taken together with the atoms to which they are attached to form an optionally substituted 5- to 7-membered ring optionally containing one or two heteroatoms selected from O, N or S;

5

R₆, R₇, R₈, R₉, R₁₀, R₁₁ and R₁₉ are each independently H, halogen, NO₂, CN, OR₁₆, NR₁₇R₁₈ or a C₁-C₆alkyl, C₁-C₆haloalkyl, C₂-C₆alkenyl, C₂-C₆alkynyl or C₃-C₈cycloalkyl group each optionally substituted; n is 0 or 1;

10

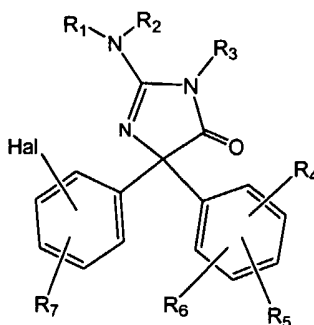
----- is a single bond when n is 0 or a double bond when n is 1;

R₁₂, R₁₃, R₁₆, R₂₀ and R₂₁ are each independently H or a C₁-C₆alkyl, C₁-C₆haloalkyl, C₂-C₆alkenyl, C₂-C₆alkynyl, C₃-C₈cycloalkyl or aryl group each optionally substituted; and

R₁₄, R₁₅, R₁₇ and R₁₈ are each independently H or C₁-C₄alkyl

15

which process comprises reacting a compound of formula II

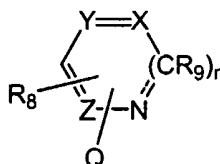


(II)

wherein Hal is Cl or Br and R₁, R₂, R₃, R₄, R₅, R₆ and R₇ are as described for formula

20

I hereinabove with a compound of formula III



(III)

wherein Q is $B(OH)_2$, $Sn(n-Bu)_3$ or $Sn(CH_3)_3$ and X, Y, Z, R_8 , R_9 and n are as described for formula I hereinabove in the presence of a palladium catalyst optionally in the presence of a solvent.

15. Use of a compound as claimed in any one of claims 1 to 9 for the
5 manufacture of a medicament for the treatment, prevention or amelioration of a disease or disorder characterized by elevated β -amyloid deposits or β -amyloid levels in a patient.

INTERNATIONAL SEARCH REPORT

International Application No
PCT/US2005/020720

A. CLASSIFICATION OF SUBJECT MATTER

IPC 7 C07D401/10 C07D403/10 C07D405/14 A61K31/4178 A61P25/28

According to International Patent Classification (IPC) or to both national classification and IPC

B. FIELDS SEARCHED

Minimum documentation searched (classification system followed by classification symbols)

IPC 7 C07D

Documentation searched other than minimum documentation to the extent that such documents are included in the fields searched

Electronic data base consulted during the international search (name of data base and, where practical, search terms used)

EPO-Internal, WPI Data, PAJ, BEILSTEIN Data, CHEM ABS Data

C. DOCUMENTS CONSIDERED TO BE RELEVANT

Category °	Citation of document, with indication, where appropriate, of the relevant passages	Relevant to claim No.
A	WO 03/094854 A (ELAN PHARMACEUTICALS, INC; TUNG, JAY S.; GUINN, ASHLEY, C; THORSETT,) 20 November 2003 (2003-11-20) claims 1,5,8; examples 1-6	1-15
E	WO 2005/058311 A (SCHERING CORPORATION; PHARMACOPEIA DRUG DISCOVERY, INC; ZHU, ZHAONING;) 30 June 2005 (2005-06-30) claims 1-4,13,18 compounds 456 (p. 255), 457 (p. 256), 1360 (p. 184), 1373 (p. 187), 1374 (p. 187), 1377 (p. 188), 1378 (p. 188), 1387 (p. 182), 1388 (p. 182) page 301, line 6 - page 309, line 1	1-15

Further documents are listed in the continuation of box C.

Patent family members are listed in annex.

° Special categories of cited documents :

- *A* document defining the general state of the art which is not considered to be of particular relevance
- *E* earlier document but published on or after the international filing date
- *L* document which may throw doubts on priority claim(s) or which is cited to establish the publication date of another citation or other special reason (as specified)
- *O* document referring to an oral disclosure, use, exhibition or other means
- *P* document published prior to the international filing date but later than the priority date claimed

- *T* later document published after the international filing date or priority date and not in conflict with the application but cited to understand the principle or theory underlying the invention
- *X* document of particular relevance; the claimed invention cannot be considered novel or cannot be considered to involve an inventive step when the document is taken alone
- *Y* document of particular relevance; the claimed invention cannot be considered to involve an inventive step when the document is combined with one or more other such documents, such combination being obvious to a person skilled in the art.
- *&* document member of the same patent family

Date of the actual completion of the international search

27 September 2005

Date of mailing of the international search report

11/10/2005

Name and mailing address of the ISA

European Patent Office, P.B. 5818 Patentlaan 2
NL - 2280 HV Rijswijk
Tel. (+31-70) 340-2040, Tx. 31 651 epo nl,
Fax: (+31-70) 340-3016

Authorized officer

Seymour, L

INTERNATIONAL SEARCH REPORT

International application No.
PCT/US2005/020720

Box II Observations where certain claims were found unsearchable (Continuation of item 2 of first sheet)

This International Search Report has not been established in respect of certain claims under Article 17(2)(a) for the following reasons:

1. Claims Nos.:
because they relate to subject matter not required to be searched by this Authority, namely:

Although claims 10-12 are directed to a method of treatment of the human/animal body, the search has been carried out and based on the alleged effects of the compound/composition.
2. Claims Nos.:
because they relate to parts of the International Application that do not comply with the prescribed requirements to such an extent that no meaningful International Search can be carried out, specifically:
3. Claims Nos.:
because they are dependent claims and are not drafted in accordance with the second and third sentences of Rule 6.4(a).

Box III Observations where unity of invention is lacking (Continuation of item 3 of first sheet)

This International Searching Authority found multiple inventions in this international application, as follows:

1. As all required additional search fees were timely paid by the applicant, this International Search Report covers all searchable claims.
2. As all searchable claims could be searched without effort justifying an additional fee, this Authority did not invite payment of any additional fee.
3. As only some of the required additional search fees were timely paid by the applicant, this International Search Report covers only those claims for which fees were paid, specifically claims Nos.:
4. No required additional search fees were timely paid by the applicant. Consequently, this International Search Report is restricted to the invention first mentioned in the claims; it is covered by claims Nos.:

Remark on Protest

- The additional search fees were accompanied by the applicant's protest.
- No protest accompanied the payment of additional search fees.

INTERNATIONAL SEARCH REPORT

International Application No
PCT/US2005/020720

Patent document cited in search report		Publication date		Patent family member(s)	Publication date
WO 03094854	A	20-11-2003	AU	2003229024 A1	11-11-2003
WO 2005058311	A	30-06-2005	NONE		