



US00D652152S

(12) **United States Design Patent**
Martin et al.

(10) **Patent No.:** **US D652,152 S**

(45) **Date of Patent:** **** Jan. 10, 2012**

(54) **SWELL CEILING OR WALL PANEL**

(75) Inventors: **Guillaume Martin**, Rochetoirin (FR);
Michael Damen, Rochetoirin (FR)

(73) Assignee: **3form, Inc.**, Salt Lake City, UT (US)

(**) Term: **14 Years**

(21) Appl. No.: **29/377,463**

(22) Filed: **Oct. 21, 2010**

(51) **LOC (9) Cl.** **25-01**

(52) **U.S. Cl.** **D25/103; D25/138**

(58) **Field of Classification Search** D25/111,
D25/138-145, 150-153, 156, 157, 163, 199,
D25/102-105, 110, 58; D5/20, 24, 32, 54,
D5/4, 7; 156/63; 52/81.4, 81.5, 81.6, 747.1,
52/783.11, 311.1, 313, 311.2, 316, 239, 241,
52/481.2, 789.1, 788.1, 80.2, 81.1; 428/34,
428/34.1-34.9, 35.7, 36.1-36.4, 67, 446,
428/542.2, 542.6, 902, 904.4, 143, 147, 13,
428/332, 335, 336, 339, 480, 483, 195.1,
428/38, 49; D6/332

See application file for complete search history.

(56) **References Cited**

U.S. PATENT DOCUMENTS

D193,403 S *	8/1962	Boldt	D25/103
D208,534 S *	9/1967	Blum et al.	D25/35
5,118,543 A *	6/1992	McCull	428/34
5,601,888 A *	2/1997	Fowler	428/34
7,913,459 B2 *	3/2011	Ball et al.	52/36.1
2007/0017172 A1 *	1/2007	Kennedy et al.	52/238.1

* cited by examiner

Primary Examiner — Doris Clark

(74) *Attorney, Agent, or Firm* — Workman Nydegger

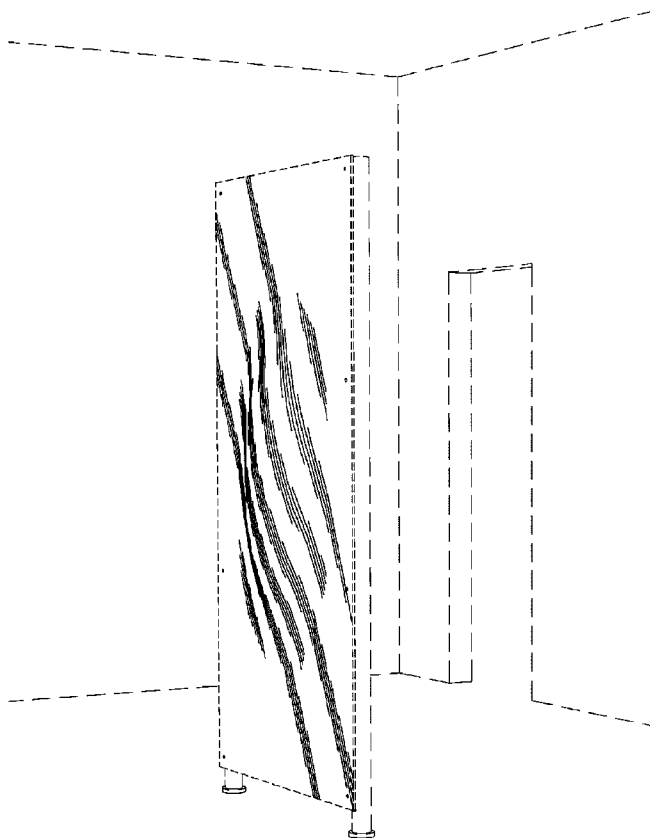
(57) **CLAIM**

We claim the ornamental design for a swell ceiling or wall panel, as shown and described.

DESCRIPTION

FIG. 1 is a side perspective view of a swell design as used in a wall or divider structure in an exemplary environment; FIG. 2 is an isolated, side perspective view thereof; FIG. 3 is an elevated facing view thereof; FIG. 4 is a left elevational view thereof; FIG. 5 is right elevational view thereof; FIG. 6 is a top plan view thereof; FIG. 7 is a bottom plan view thereof; and, FIG. 8 is an elevated rear view thereof. The broken lines included in the drawings are for illustrative purposes and form no part of the claimed design.

1 Claim, 4 Drawing Sheets



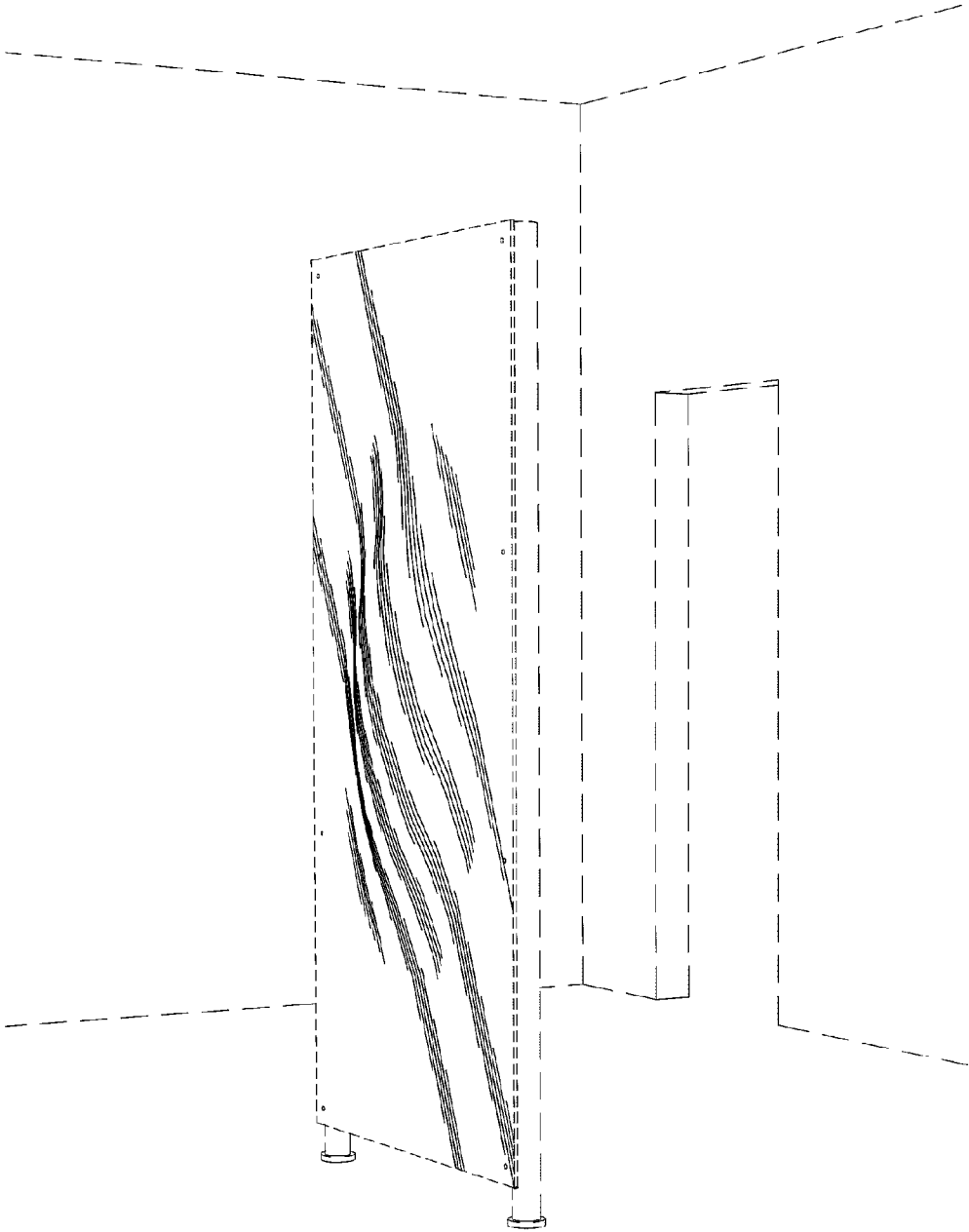


Fig. 1




Fig. 2



Fig. 6



Fig. 4

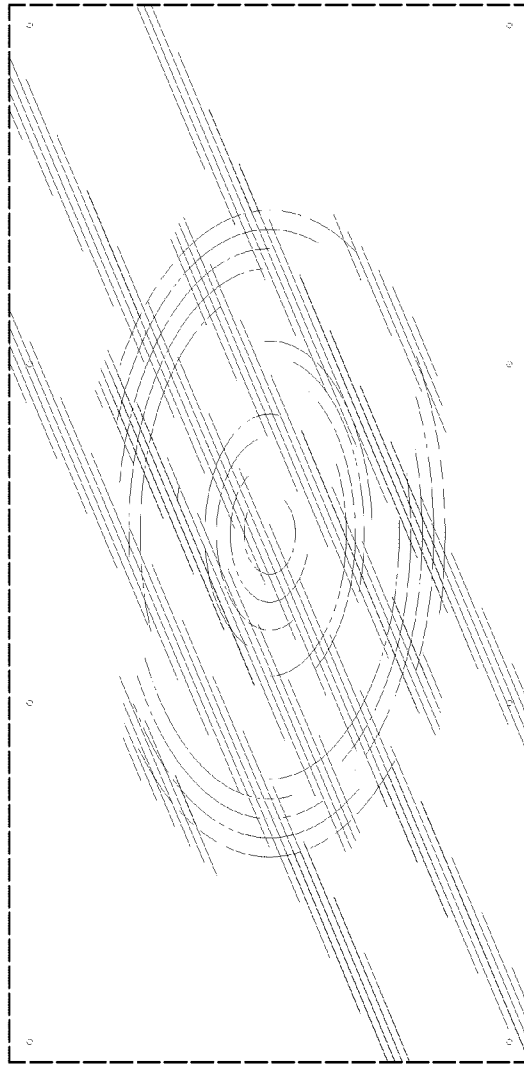


Fig. 3



Fig. 5




Fig. 7

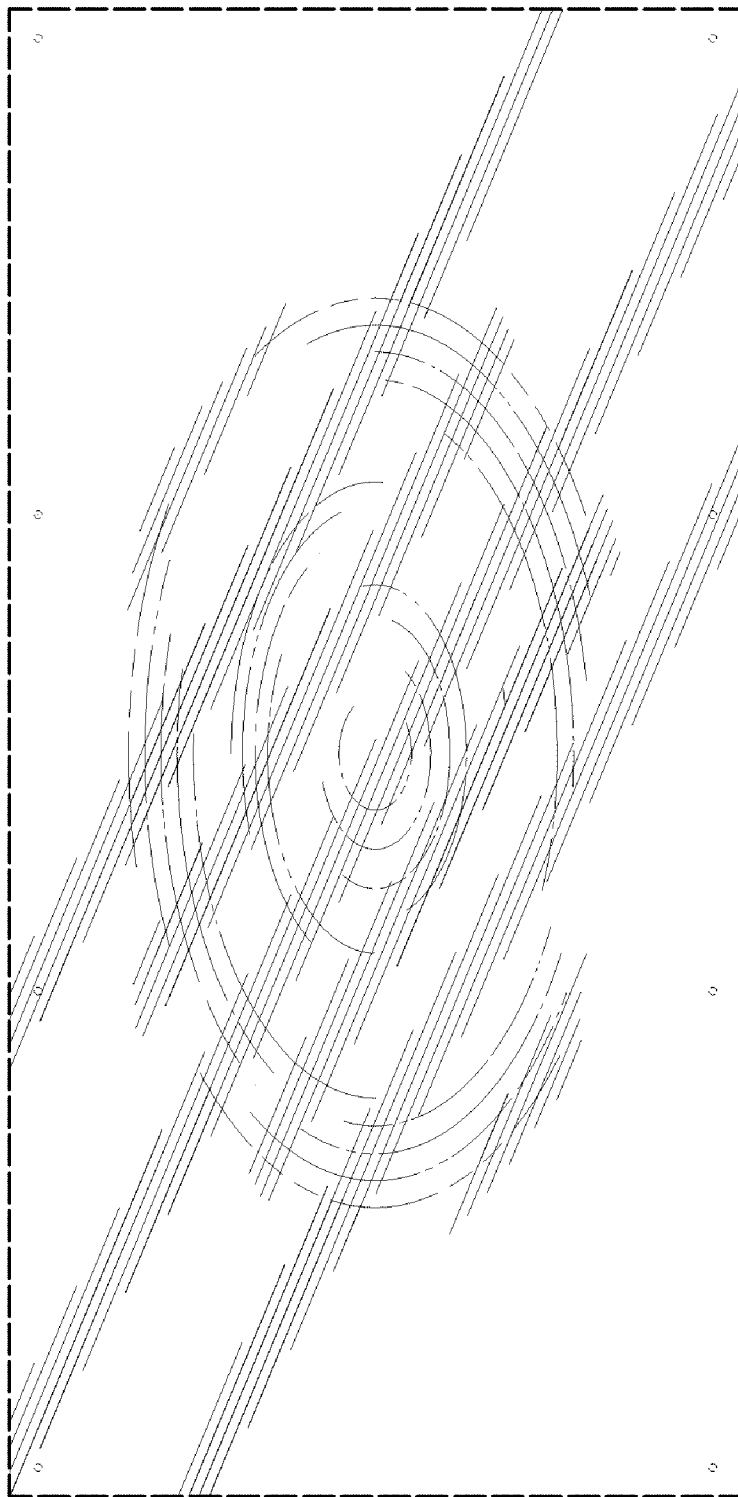


Fig. 8