



US00D447381B1

(12) **United States Design Patent**  
**Littmann**

(10) **Patent No.:** **US D447,381 S**

(45) **Date of Patent:** **\*\* Sep. 4, 2001**

(54) **KITCHEN APPLIANCE FOR CHOPPING FOOD**

(75) Inventor: **Ludwig Littmann, Kronberg (DE)**

(73) Assignee: **Braun GmbH (DE)**

(\*\*) Term: **14 Years**

(21) Appl. No.: **29/129,057**

(22) Filed: **Sep. 6, 2000**

(30) **Foreign Application Priority Data**

Mar. 27, 2000 (XH) ..... DMA/004 848

(51) **LOC (7) Cl.** ..... **31-00**

(52) **U.S. Cl.** ..... **D7/381; D7/384**

(58) **Field of Search** ..... D7/376-386, 412,  
D7/413; 366/129, 130, 197, 199, 204, 205,  
314; 241/92, 37.5, 100, 169.1, 282.1, 282.2,  
168, 169

(56) **References Cited**

**U.S. PATENT DOCUMENTS**

D. 369,944 \* 5/1996 Cartellone ..... D7/412  
D. 372,397 \* 8/1996 Littmann et al. .... D7/413

D. 394,367 \* 5/1998 Littmann ..... D7/379  
D. 396,992 \* 8/1998 Lallemand ..... D7/384  
D. 400,050 \* 10/1998 Littmann ..... D7/412  
D. 404,253 \* 1/1999 Littmann ..... D7/412  
D. 426,105 \* 6/2000 Littmann ..... D7/376  
D. 437,730 \* 2/2001 Littmann ..... D7/412

\* cited by examiner

*Primary Examiner*—Caron D. Veynar

(74) *Attorney, Agent, or Firm*—Fish & Richardson P.C.

(57) **CLAIM**

The ornamental design for a kitchen appliance for chopping food, as shown and described.

**DESCRIPTION**

FIG. 1 is a front perspective view of the kitchen appliance for chopping food;  
FIG. 2 is a front view of the kitchen appliance;  
FIG. 3 is a back view of the kitchen appliance;  
FIG. 4 is a left side view of the kitchen appliance;  
FIG. 5 is a right side view of the kitchen appliance;  
FIG. 6 is a top view of the kitchen appliance; and,  
FIG. 7 is a bottom view of the kitchen appliance.

**1 Claim, 6 Drawing Sheets**






FIG. 1




FIG. 2




FIG. 3




FIG. 4




FIG. 5




FIG. 6




FIG. 7