



US00D635896S

(12) **United States Design Patent**  
**Frei et al.**

(10) **Patent No.:** **US D635,896 S**

(45) **Date of Patent:** **\*\* Apr. 12, 2011**

(54) **RADIATOR GRILL FOR A VEHICLE**

(75) Inventors: **Michael Frei**, Sindelfingen (DE); **Klaus Frenzel**, Winnenden (DE); **Hans-Dieter Futschik**, Gechingen (DE); **Gorden Wagener**, Stuttgart (DE)

(73) Assignee: **Daimler AG**, Stuttgart (DE)

(\*\*) Term: **14 Years**

(21) Appl. No.: **29/311,708**

(22) Filed: **Jun. 1, 2009**

(30) **Foreign Application Priority Data**

Dec. 2, 2008 (DE) ..... 40 2008 005 728

(51) **LOC (9) Cl.** ..... **12-16**

(52) **U.S. Cl.** ..... **D12/163**

(58) **Field of Classification Search** ..... D12/163,  
D12/171, 196, 216, 90-92, 86, 164; 180/68.1,  
180/68.6; 296/193.11

See application file for complete search history.

(56) **References Cited**

**U.S. PATENT DOCUMENTS**

D519,426 S \* 4/2006 Ikeda ..... D12/163  
D524,703 S \* 7/2006 Konaka ..... D12/163  
D526,253 S \* 8/2006 Oda ..... D12/163

D537,018 S \* 2/2007 Fujimaki ..... D12/163  
D563,289 S \* 3/2008 Pfeiffer ..... D12/163  
D587,637 S \* 3/2009 Pfeiffer ..... D12/164  
D589,413 S \* 3/2009 Pfeiffer ..... D12/163  
D598,818 S \* 8/2009 Bauer et al. .... D12/163

\* cited by examiner

*Primary Examiner* — Melody N Brown

(74) *Attorney, Agent, or Firm* — Crowell & Moring LLP

(57) **CLAIM**

The ornamental design for a radiator grill for a vehicle, as shown and described.

**DESCRIPTION**

This application contains subject matter related to the following co-pending U.S. applications:

Application Ser. No. 29/311,574, filed Apr. 22, 2009; and

Application Ser. No. 29/311,575, filed Apr. 22, 2009.

FIG. 1 is a left perspective view of a radiator grill for a vehicle according to our design, the right perspective view being mirror symmetrical;

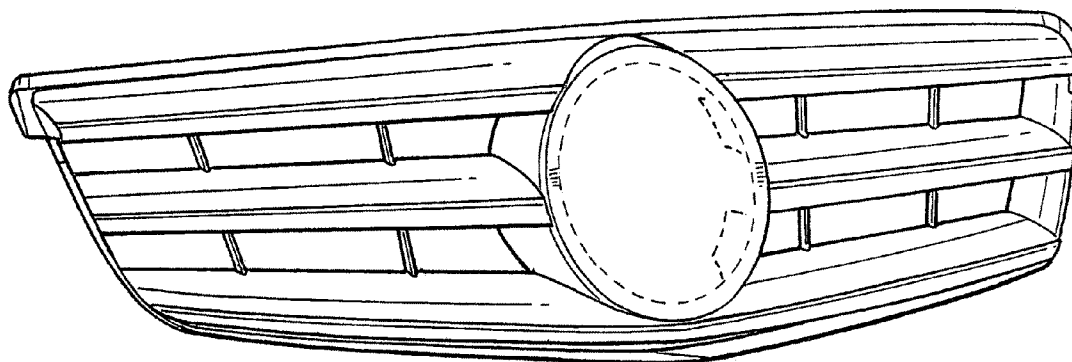
FIG. 2 is a front view thereof;

FIG. 3 is a top view thereof; and,

FIG. 4 is a left side view thereof, the right side view being mirror symmetrical.

The broken lines are for illustrative purposes only and form no part of the claimed design.

**1 Claim, 2 Drawing Sheets**



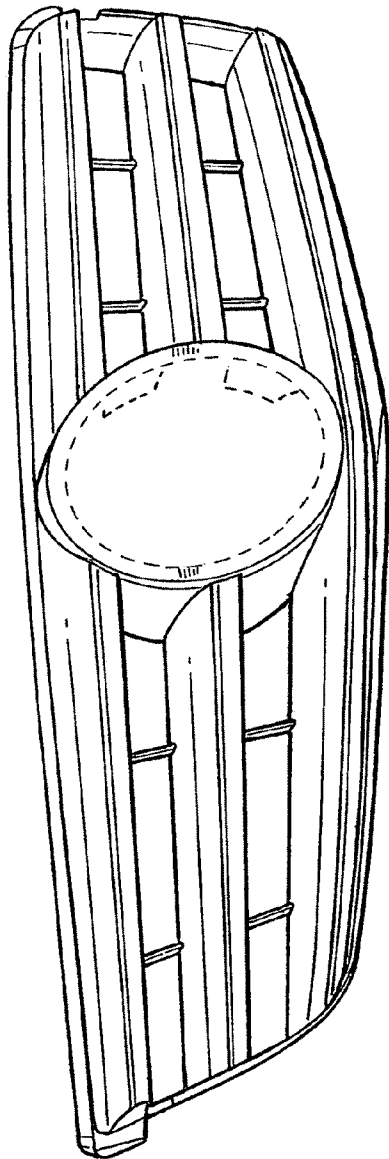


FIG. 1

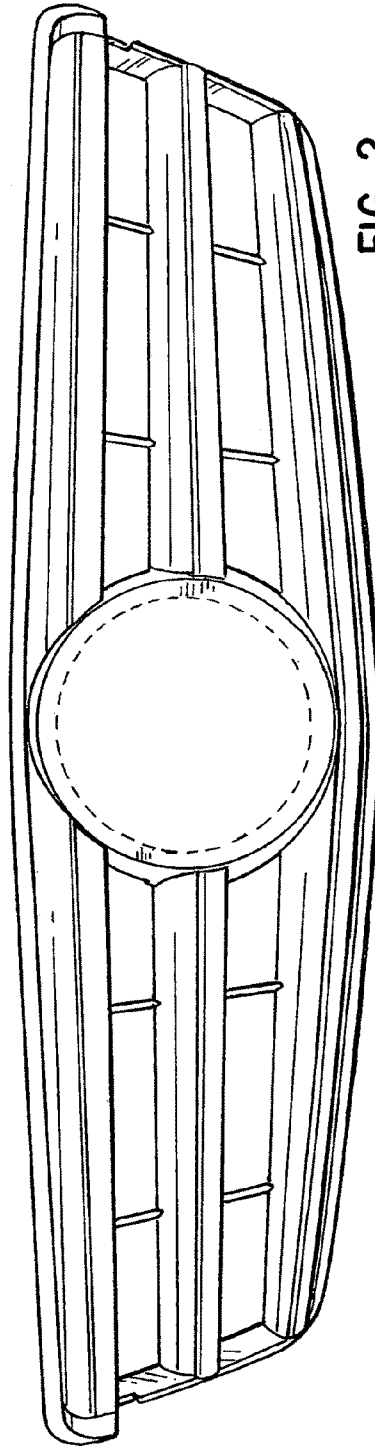


FIG. 2

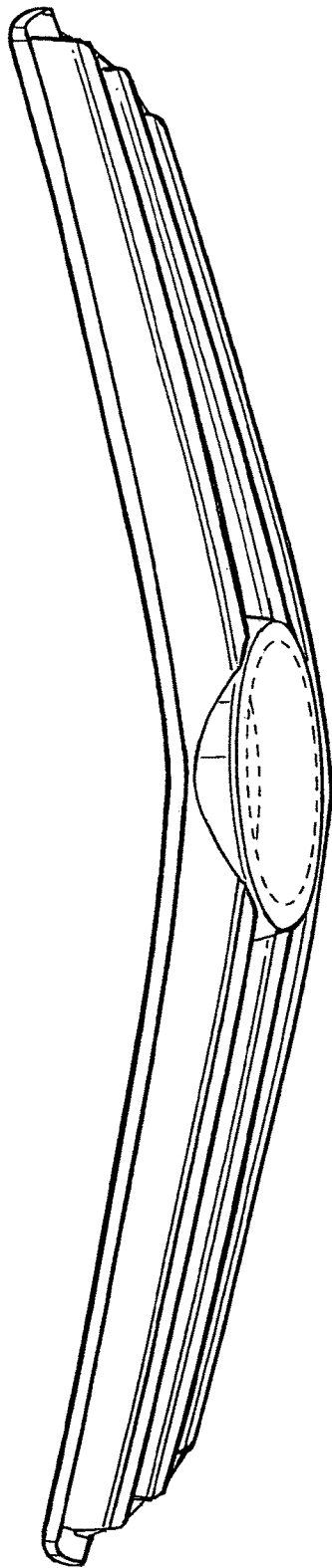


FIG. 3

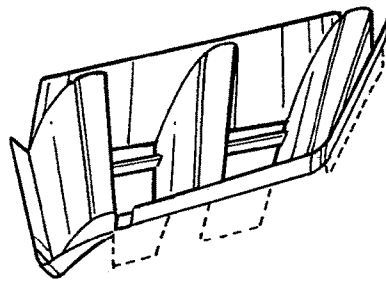


FIG. 4