



US00D474957S

(12) **United States Design Patent** (10) **Patent No.:** **US D474,957 S**
Singtoroj et al. (45) **Date of Patent:** **** May 27, 2003**

(54) **LEVER HANDLE**
(75) Inventors: **Yos Singtoroj**, Anaheim, CA (US);
Alvin Tolosa, Ventura, CA (US)
(73) Assignee: **Newfrey LLC**, Newark, DE (US)
(**) Term: **14 Years**

D357,730 S 4/1995 Saperstein
D373,179 S 8/1996 Sieger
D382,045 S 8/1997 Hundley et al.
D438,775 S 3/2001 Magnusson
D458,346 S * 6/2002 Mullenmeister D23/250
D461,535 S * 8/2002 Antonello et al. D23/252

(21) Appl. No.: **29/153,035**
(22) Filed: **Dec. 20, 2001**
(Under 37 CFR 1.47)

* cited by examiner
Primary Examiner—B. J. Bullock
(74) *Attorney, Agent, or Firm*—Richard J. Veltman; John D. Del Ponti


(51) **LOC (7) Cl.** **08-06**
(52) **U.S. Cl.** **D8/301; D8/308; D23/252**
(58) **Field of Search** **D8/300, 302, 307, D8/308, 350, 352, 353; D23/250-254; 16/110.1; 292/336.3, 357, 356, 347**

(57) **CLAIM**
The ornamental design for a lever handle, as shown.

(56) **References Cited**
U.S. PATENT DOCUMENTS
D141,186 S 5/1945 Stanitz
D265,117 S 6/1982 Fleischmann et al.
D267,110 S 11/1982 Arnolds
D280,543 S 9/1985 Paul
D296,815 S 7/1988 Jans
D299,109 S 12/1988 Jans
D335,811 S 5/1993 Bengtson et al.
D357,525 S * 4/1995 Fabian D23/252

DESCRIPTION
FIG. 1 is a perspective view of the new design for a lever handle;
FIG. 2 is a front elevational view of the new design for a lever handle, the rear elevational view being a mirror image;
FIG. 3 is a top plan view of the new design for a lever handle;
FIG. 4 is a bottom plan view of the new design for a lever handle;
FIG. 5 is a right side elevational view of the new design for a lever handle; and,
FIG. 6 is a left side elevational view of the new design for a lever handle.

1 Claim, 6 Drawing Sheets






FIG. 1




FIG. 2

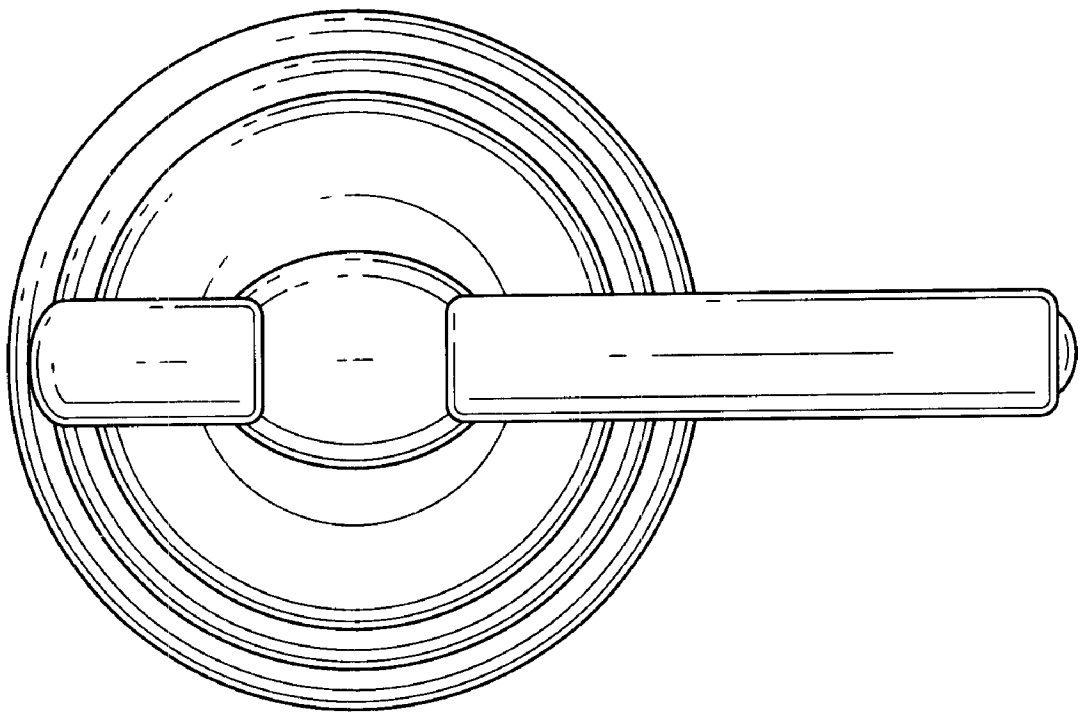


FIG. 3

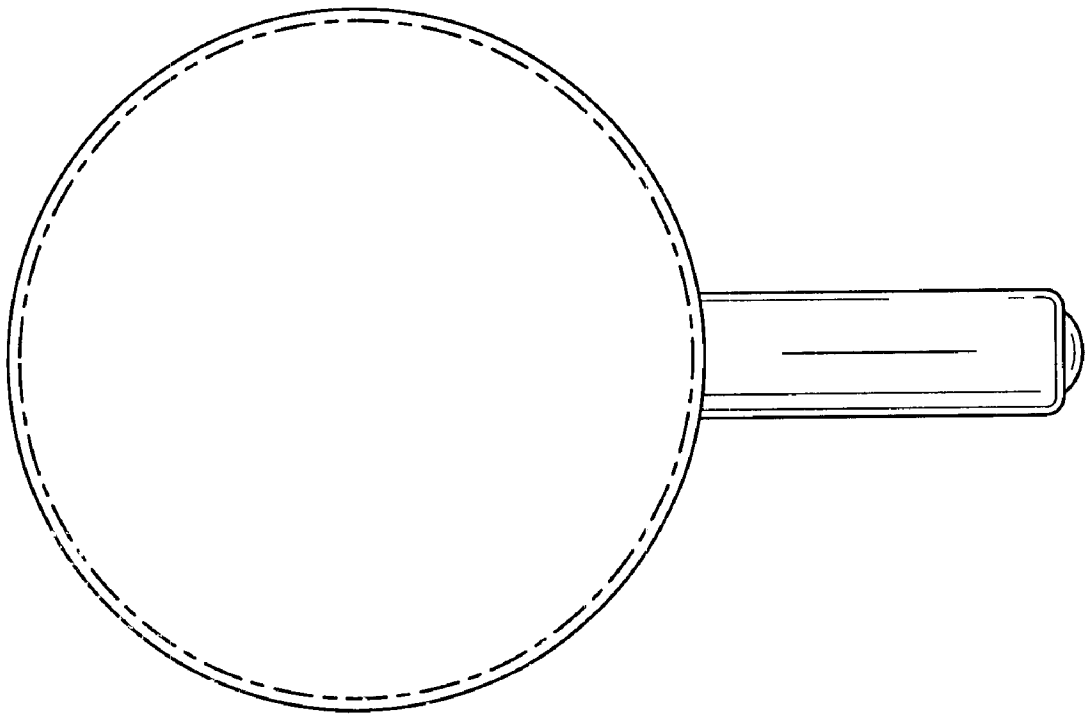


FIG. 4

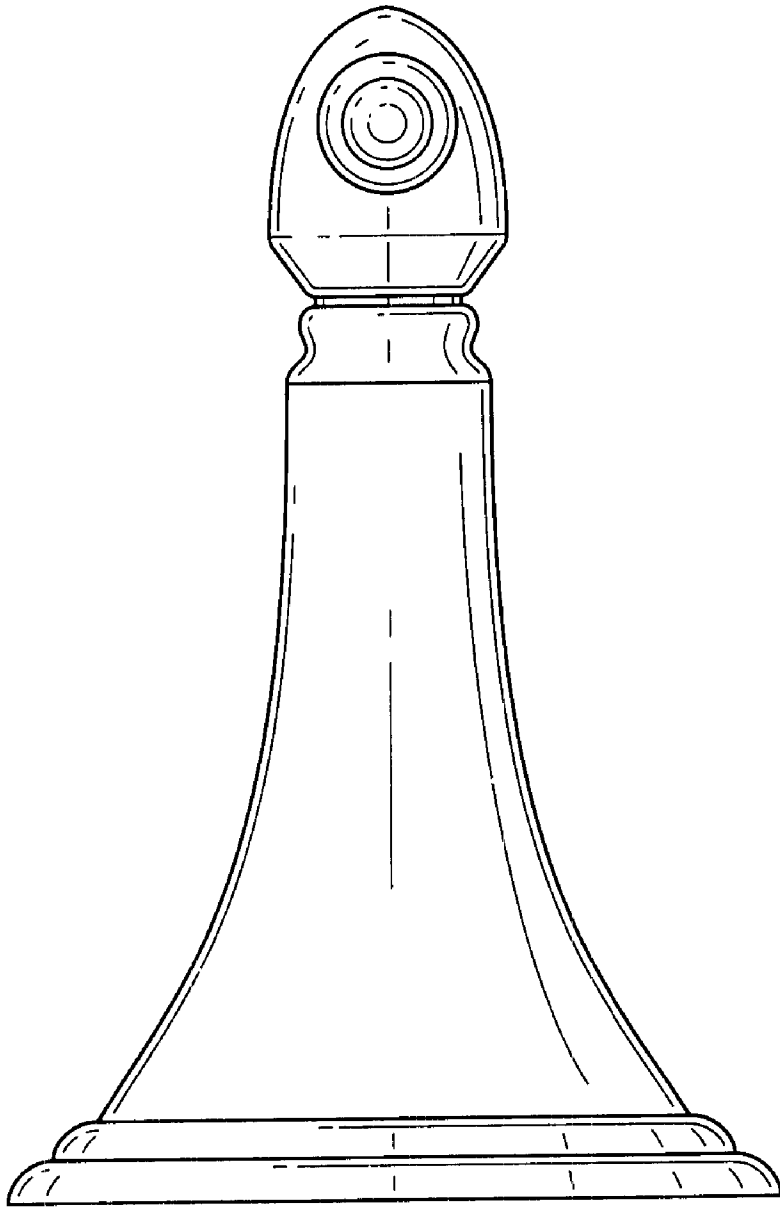


FIG. 5

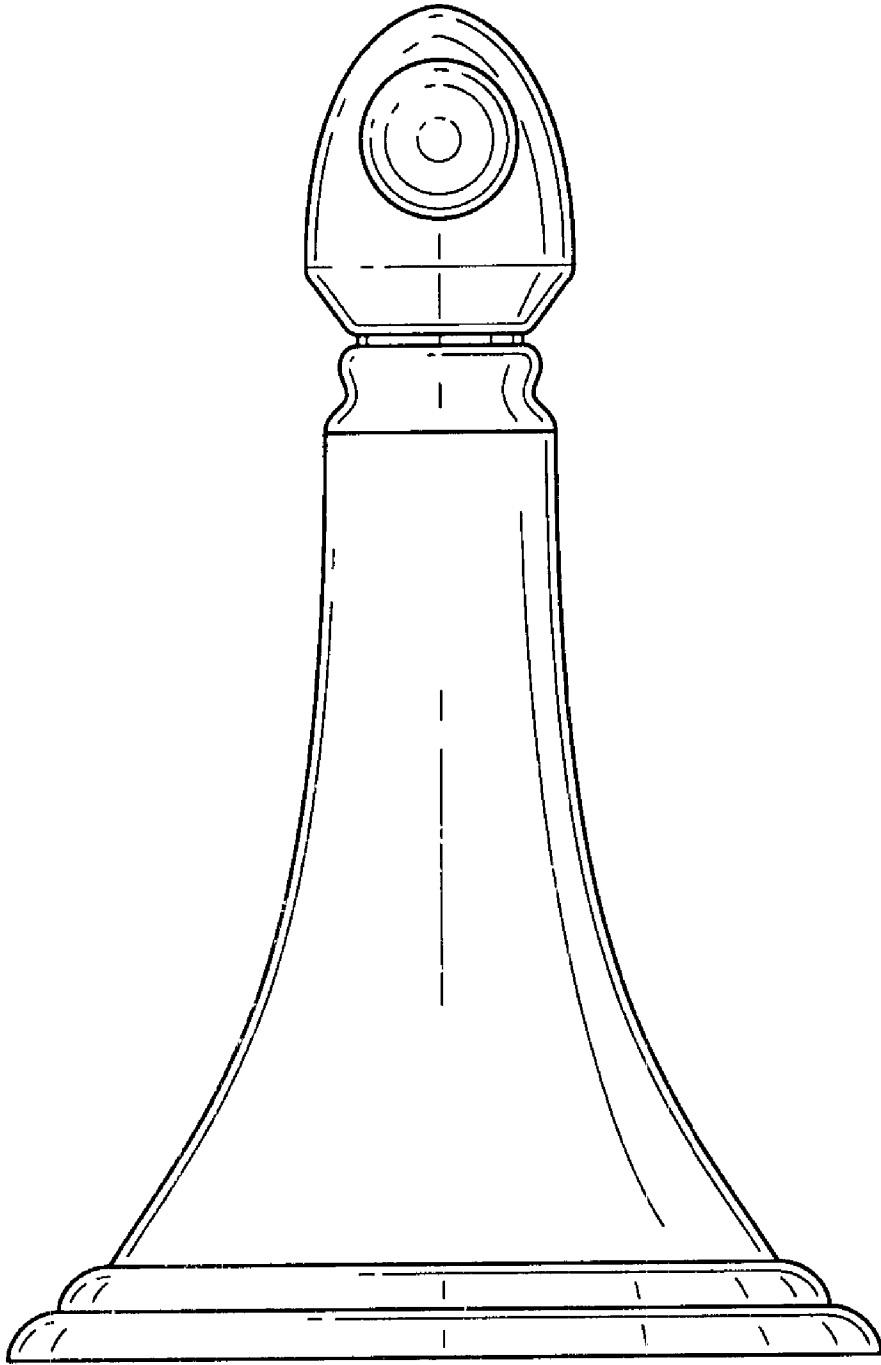


FIG. 6