



US00D658560S

(12) **United States Design Patent**
Thurner

(10) **Patent No.:** **US D658,560 S**

(45) **Date of Patent:** **** May 1, 2012**

(54) **WHEEL OR WHEEL COVER**
(75) Inventor: **Andreas Thurner**, Scheyern (DE)
(73) Assignee: **Bayerische Motoren Werke Aktiengesellschaft**, Munich (DE)

(**) Term: **14 Years**

(21) Appl. No.: **29/386,147**

(22) Filed: **Feb. 25, 2011**

(30) **Foreign Application Priority Data**

Aug. 26, 2010 (DE) 402010004624

(51) **LOC (9) Cl.** **12-16**

(52) **U.S. Cl.** **D12/209**

(58) **Field of Classification Search** D12/204–213;
301/37.101, 64.101, 65, 64.201
See application file for complete search history.

(56) **References Cited**

U.S. PATENT DOCUMENTS

D415,094 S *	10/1999	Neeper	D12/211
D421,953 S *	3/2000	Sims et al.	D12/211
D524,218 S *	7/2006	Madden	D12/211
D527,330 S *	8/2006	Madden	D12/211
D527,333 S *	8/2006	Blasi	D12/211
D535,933 S	1/2007	Markefka		
D538,730 S	3/2007	Thurner		
D585,010 S *	1/2009	Pollmann	D12/211
D586,285 S *	2/2009	Fridie	D12/211
D589,425 S	3/2009	Theiss		
D593,922 S *	6/2009	Blasi	D12/211

D596,552 S *	7/2009	Beermann	D12/211
D613,230 S *	4/2010	Antoniadis et al.	D12/211
D617,715 S *	6/2010	Gallert	D12/211
D617,717 S *	6/2010	Nordmann	D12/211
D618,156 S *	6/2010	Zhao	D12/211
D619,952 S *	7/2010	Juergens et al.	D12/211
D632,240 S *	2/2011	Szews	D12/211
D636,715 S	4/2011	De Bono		
D649,502 S *	11/2011	Platto et al.	D12/209

FOREIGN PATENT DOCUMENTS

DE	M8908658.9	8/1990
DE	M9307033.0	2/1994
DE	M9309920.7	5/1994
EM	000511639-0003	6/2006
EM	000573753-0001	9/2006
EM	000825609-0002	11/2009
EM	001744640-0007	8/2010

* cited by examiner

Primary Examiner — Stacia Cadmus

(74) *Attorney, Agent, or Firm* — Crowell & Moring LLP

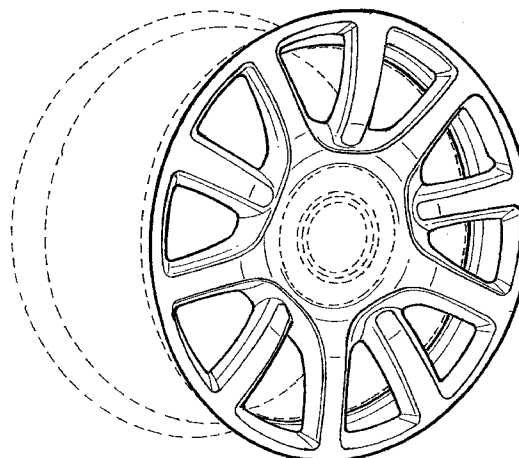
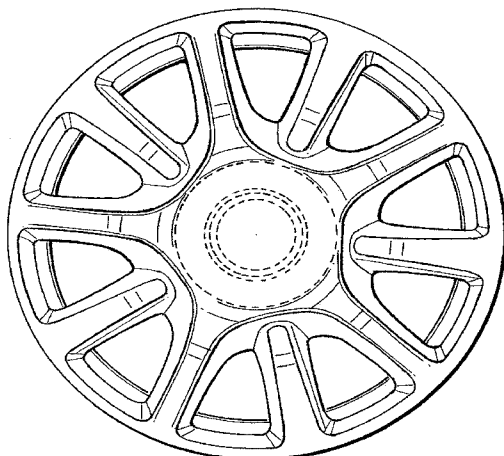
(57) **CLAIM**

The ornamental design for a wheel or wheel cover, as shown and described.

DESCRIPTION

FIG. 1 is a front view of a wheel or wheel cover according to my design; and,
FIG. 2 is a perspective view thereof.
The broken line showing of the rear of the wheel and the center cap in the central hub area is included for the purpose of illustrating environment and forms no part of the claimed design.

1 Claim, 1 Drawing Sheet



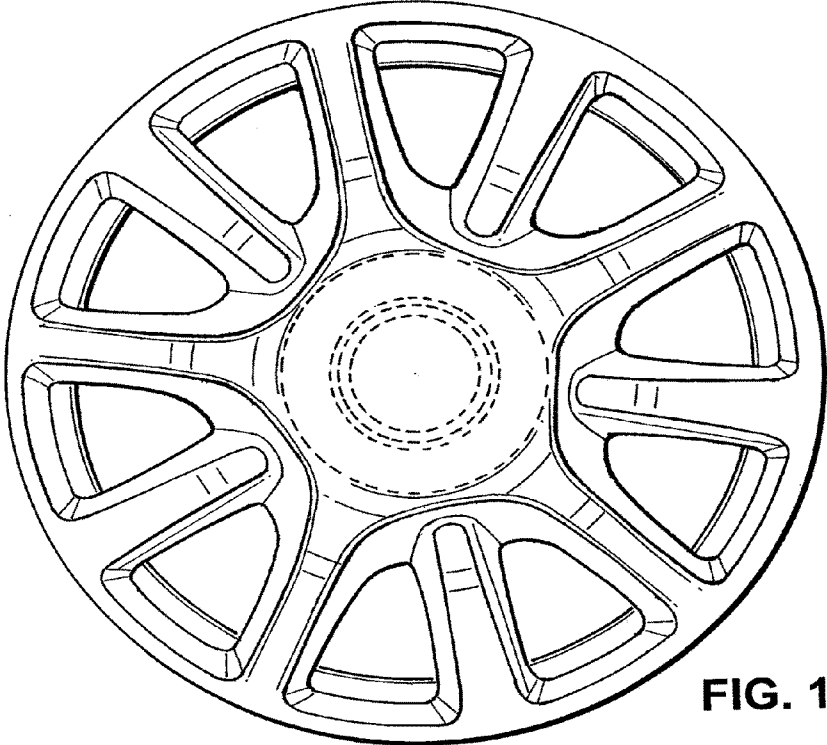


FIG. 1

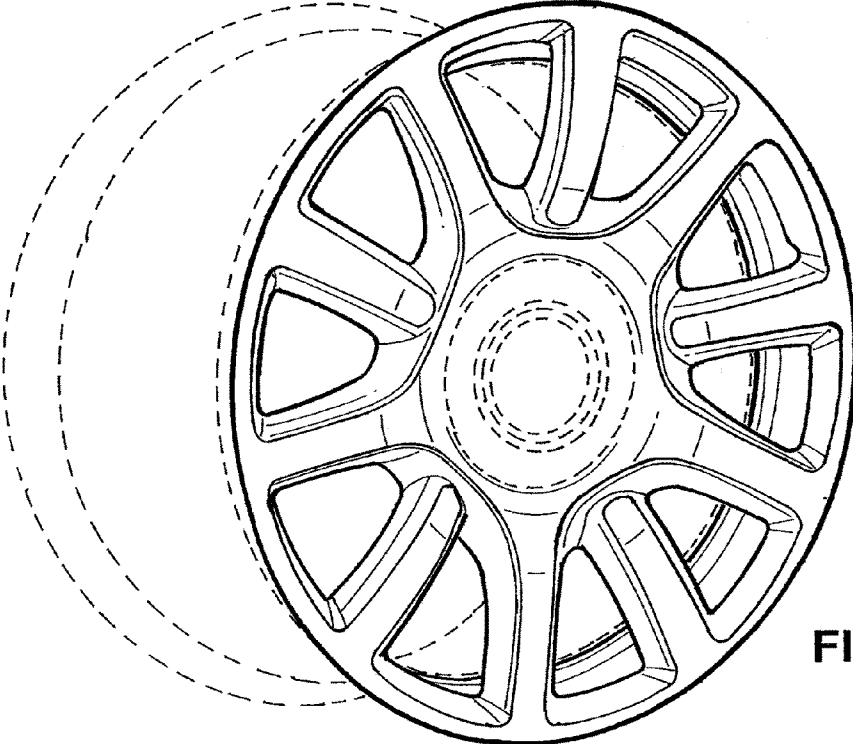


FIG. 2