



US00D708189S

(12) **United States Design Patent**  
**An et al.**

(10) **Patent No.:** **US D708,189 S**

(45) **Date of Patent:** **\*\* Jul. 1, 2014**

(54) **WIRELESS USB ADAPTER SYSTEM**

(71) Applicants: **Weili An**, Shenzhen (CN); **Yongli Fu**, Shenzhen (CN)

(72) Inventors: **Weili An**, Shenzhen (CN); **Yongli Fu**, Shenzhen (CN)

(73) Assignee: **Huizhou TCL Mobile Communication Co., Ltd**, Huizhou (CN)

(\*\*) Term: **14 Years**

(21) Appl. No.: **29/440,884**

(22) Filed: **Dec. 28, 2012**

(51) **LOC (10) Cl.** ..... **14-02**

(52) **U.S. Cl.**  
USPC ..... **D14/480.6**; D13/108

(58) **Field of Classification Search**  
CPC ..... G06K 19/07732; H05K 5/0278  
USPC ..... D14/411, 433, 435.1, 436, 480.1-480.7, D14/484.1, 137, 155, 203.1-203.8, 240, D14/242, 217, 251, 253, 432, 434; D13/133, 154, 107-110, 118-119, 184, D13/199; 320/107-115

See application file for complete search history.

(56) **References Cited**

**U.S. PATENT DOCUMENTS**

3,418,551	A	*	12/1968	Konijnenberg et al.	.....	320/114
D328,889	S	*	8/1992	Seki	.....	D13/108
D344,927	S	*	3/1994	Sands et al.	.....	D13/103
5,323,099	A	*	6/1994	Bruni et al.	.....	320/108
D526,321	S	*	8/2006	Hayes et al.	.....	D14/435
D532,776	S	*	11/2006	Griffin	.....	D14/435.1
D537,036	S	*	2/2007	Chen	.....	D14/433
D543,956	S	*	6/2007	Hayes et al.	.....	D13/184
D565,553	S	*	4/2008	Amit et al.	.....	D14/217
D596,182	S	*	7/2009	Kim et al.	.....	D14/435.1
7,574,273	B2	*	8/2009	Obata et al.	.....	700/94

D604,236	S	*	11/2009	Chen	.....	D13/108
D606,077	S	*	12/2009	Hu et al.	.....	D14/480.1
D609,713	S	*	2/2010	Du et al.	.....	D14/480.6
D611,463	S	*	3/2010	Kim	.....	D14/242
D612,384	S	*	3/2010	Kim et al.	.....	D14/435.1
D617,782	S	*	6/2010	Kim	.....	D14/242
D618,227	S	*	6/2010	Han	.....	D14/242
D619,999	S	*	7/2010	Wu et al.	.....	D14/240
7,833,029	B2	*	11/2010	Choi et al.	.....	439/135
D637,587	S	*	5/2011	Pan	.....	D14/242
D639,790	S	*	6/2011	Kim	.....	D14/242
D650,390	S	*	12/2011	Aqqad et al.	.....	D14/480.6
8,351,203	B2	*	1/2013	Reents et al.	.....	361/693

(Continued)

*Primary Examiner* — Karen E Kearney

(74) *Attorney, Agent, or Firm* — Anova Law Group, PLLC

(57) **CLAIM**

The ornamental design for a wireless USB adapter system, as shown and described.

**DESCRIPTION**

FIG. 1 is a perspective view of the wireless USB adapter system comprising a wireless USB adapter and a power bank in accordance with the present invention;

FIG. 2 is a perspective view of the wireless USB adapter of FIG. 1.

FIG. 3 is a front view of FIG. 2;

FIG. 4 is a back view of FIG. 2;

FIG. 5 is a top view of FIG. 2;

FIG. 6 is a bottom view of FIG. 2;

FIG. 7 is a left side view of FIG. 2;

FIG. 8 is a right side view of FIG. 2;

FIG. 9 is a perspective view of the power bank of FIG. 1;

FIG. 10 is a front view of FIG. 9;

FIG. 11 is a back view of FIG. 9;


FIG. 12 is a top view of FIG. 9;

FIG. 13 is a bottom view of FIG. 9;

FIG. 14 is a left side view of FIG. 9; and,

FIG. 15 is a right side view of FIG. 9.

**1 Claim, 9 Drawing Sheets**



(56)

**References Cited**

U.S. PATENT DOCUMENTS

D678,187 S *	3/2013	Huang	.....	D13/103	2010/0117598 A1 *	5/2010	Lin et al.	.....	320/115
D699,243 S *	2/2014	Cho	.....	D14/435	2010/0287732 A1 *	11/2010	Fang et al.	.....	16/250
2006/0146492 A1 *	7/2006	Reents et al.	.....	361/685	2013/0050921 A1 *	2/2013	Lin et al.	.....	361/679.02

\* cited by examiner



FIG. 1

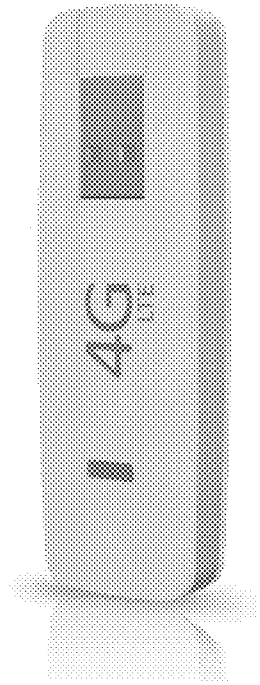


FIG. 2




FIG. 3




FIG. 4




FIG. 5



FIG. 6




FIG. 7




FIG. 8



FIG. 9






FIG. 10




FIG. 11




FIG. 12




FIG. 13




FIG. 14




FIG. 15