



US00D747161S

(12) **United States Design Patent**  
**Mäkelä**

(10) **Patent No.:** **US D747,161 S**

(45) **Date of Patent:** **\*\* Jan. 12, 2016**

(54) **COOK KNIFE**

(71) Applicant: **Fiskars Home Oy Ab**, Helsinki (FI)

(72) Inventor: **Antti Mäkelä**, Helsinki (FI)

(73) Assignee: **Fiskars Home Oy Ab**, Helsinki (FI)

(\*\*) Term: **14 Years**

(21) Appl. No.: **29/493,386**

(22) Filed: **Jun. 9, 2014**

(30) **Foreign Application Priority Data**

Dec. 19, 2013 (EM) ..... 002374116-0012

(51) **LOC (10) Cl.** ..... **07-03**

(52) **U.S. Cl.**

USPC ..... **D7/649**

(58) **Field of Classification Search**

USPC ..... D7/393-395, 401.2, 642-652, 693,  
D7/695-696; D8/93, 97-100, 107, 300,  
D8/321; D22/117-118

CPC ..... A01B 1/20; A01B 1/22; A22C 25/006;  
A47G 21/06; A47G 21/065; A61B 17/3211;  
A61B 17/3213; B21D 53/64; B25G 3/36;  
B26B 1/00; B26B 1/048; B26B 1/08; B26B  
1/10; B26B 3/00; B26B 3/02; B26B 3/03;  
B26B 3/04; B26B 3/06; B26B 5/00; B26B  
5/001; B26B 5/007; B26B 7/00; B26B 7/005;  
B26B 9/00; B26B 9/02; B26B 11/00; B26B  
11/006; B26B 17/00; B26B 17/006; B26B  
29/02

See application file for complete search history.

(56) **References Cited**

U.S. PATENT DOCUMENTS

D240,495 S	7/1976	Koppe	
D305,257 S	12/1989	Bendickson et al.	
D424,887 S *	5/2000	Stokes	D7/649
D425,365 S *	5/2000	Chien	D7/401.2
D458,511 S	6/2002	Rorke	
D473,430 S *	4/2003	Fedor	D7/649
D513,927 S *	1/2006	Chen	D7/395
D524,121 S *	7/2006	Loeb	D7/649
D539,083 S *	3/2007	Molayem	D7/393
D545,140 S	6/2007	Hasegawa	
D553,468 S	10/2007	Freeman	
D581,241 S	11/2008	Freeman	
D582,243 S	12/2008	Freeman et al.	
D582,747 S	12/2008	Freeman et al.	

(Continued)

OTHER PUBLICATIONS

Notice of Allowance, U.S. Appl. No. 29/493,382, 8 pages (Nov. 10, 2015).

*Primary Examiner* — Ricky Pham

(74) *Attorney, Agent, or Firm* — Foley & Lardner LLP

(57)


**CLAIM**

I claim the ornamental design for a cook knife, as shown and described.

**DESCRIPTION**

FIG. 1 is a front perspective view of the claimed design;  
FIG. 2 is a front view of the embodiment of FIG. 1;  
FIG. 3 is a rear view of the embodiment of FIG. 1;  
FIG. 4 is a top view of the embodiment of FIG. 1;  
FIG. 5 is a bottom view of the embodiment of FIG. 1;  
FIG. 6 is an enlarged right side view of the embodiment of FIG. 1; and,  
FIG. 7 is an enlarged left side view of the embodiment of FIG. 1.

**1 Claim, 4 Drawing Sheets**



(56)

**References Cited**

U.S. PATENT DOCUMENTS

D610,646 S 2/2010 Harsey et al.  
 D614,933 S 5/2010 Freeman et al.  
 D629,260 S \* 12/2010 Krent ..... D7/649  
 D636,051 S 4/2011 Freeman et al.  
 D636,052 S 4/2011 Freeman et al.  
 D636,053 S 4/2011 Freeman et al.  
 D638,904 S 5/2011 Freeman et al.  
 D639,616 S \* 6/2011 Krapfl ..... D7/401.2  
 D639,632 S 6/2011 Freeman et al.  
 D643,258 S 8/2011 Spiegel  
 D660,097 S \* 5/2012 Chen ..... D7/401.2  
 D660,098 S \* 5/2012 Chen ..... D7/401.2  
 D661,367 S 6/2012 Seeds et al.

D696,567 S 12/2013 Leh et al.  
 D696,919 S 1/2014 Leh et al.  
 D696,920 S 1/2014 Cagampang et al.  
 D699,315 S 2/2014 Seeds et al.  
 D700,675 S 3/2014 Seeds et al.  
 D703,509 S 4/2014 Hyma  
 D704,009 S 5/2014 Wandrup  
 D708,476 S 7/2014 Wandrup  
 D708,477 S 7/2014 Wandrup  
 D708,488 S 7/2014 Wandrup  
 D709,982 S 7/2014 Freeman et al.  
 D709,983 S 7/2014 Cagampang  
 D737,110 S 8/2015 Schuft  
 D741,680 S 10/2015 Hunter et al.  
 2004/0158991 A1 8/2004 Freeman  
 2006/0064877 A1 3/2006 Vallotton et al.

\* cited by examiner

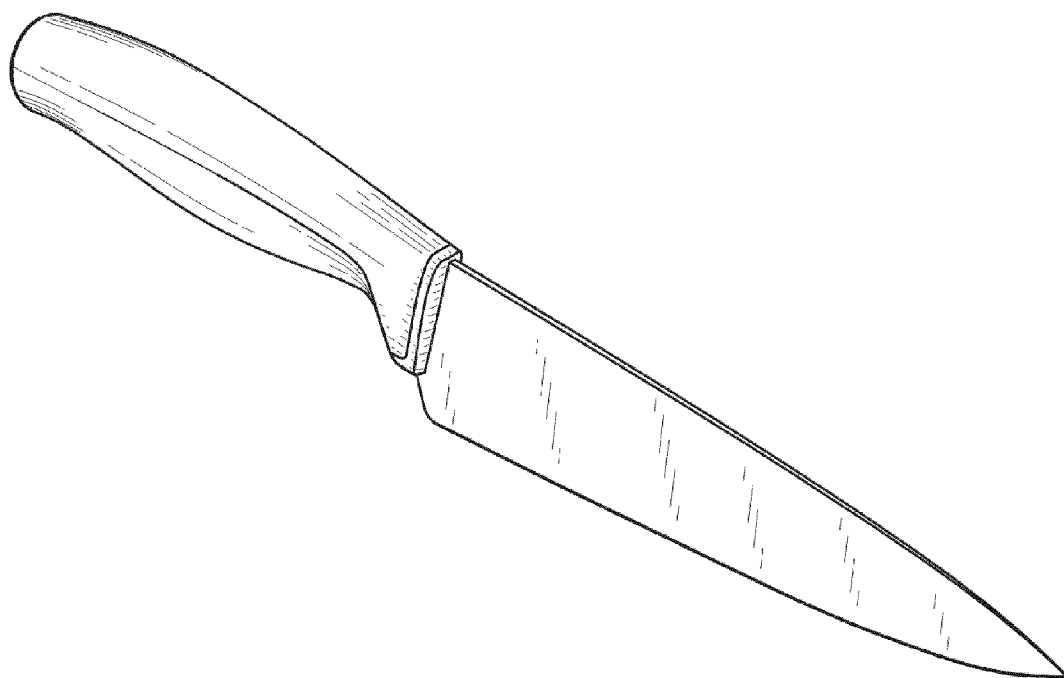


FIG. 1




FIG. 2




FIG. 3




FIG. 4




FIG. 5

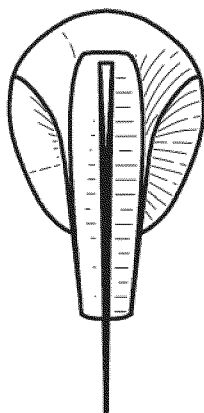


FIG. 6




FIG. 7