



US00D494230S1

(12) **United States Design Patent**
Allen

(10) **Patent No.:** **US D494,230 S**

(45) **Date of Patent:** **** Aug. 10, 2004**

(54) **TOY TELEPHONE**

D480,698 S * 10/2003 Slipy et al. D14/147

(76) Inventor: **Kathy L. Allen**, 67 Ridge View
Crossing, Newington, CT (US) 06111

OTHER PUBLICATIONS

Fisher-Price catalog, p. 40, 1993.*

(**) Term: **14 Years**

* cited by examiner

(21) Appl. No.: **29/182,580**

Primary Examiner—Raphael Barkai

(22) Filed: **May 28, 2003**

(74) *Attorney, Agent, or Firm*—Dale J. Ream

(51) **LOC (7) Cl.** **21-01**

(57) **CLAIM**

(52) **U.S. Cl.** **D21/517**

The ornamental design for a toy telephone, as shown and described in FIGS. 1 through 7.

(58) **Field of Search** D21/517, 513;
D14/137-138, 143-144, 147-148, 140,
142, 240, 248, 218, 247, 341-347; 446/141-143;
D10/78; 379/433.01-433.13, 419, 434,
428.01-428.04

DESCRIPTION

FIG. 1 is a perspective view of a toy telephone according to my invention;
FIG. 2 is a front view thereof;
FIG. 3 is a rear view thereof;
FIG. 4 is a left side view thereof;
FIG. 5 is a right side view thereof;
FIG. 6 is a top view thereof; and,
FIG. 7 is a bottom view thereof.

(56) **References Cited**

U.S. PATENT DOCUMENTS

D317,483 S * 6/1991 Wiggs et al. D21/517
D430,129 S * 8/2000 Sillers D10/78
D439,233 S * 3/2001 Isonaga D14/147
D442,157 S * 5/2001 Muenscher et al. D14/138
D480,374 S * 10/2003 Toor et al. D14/138

1 Claim, 5 Drawing Sheets






FIG. 1



FIG. 2




FIG. 3

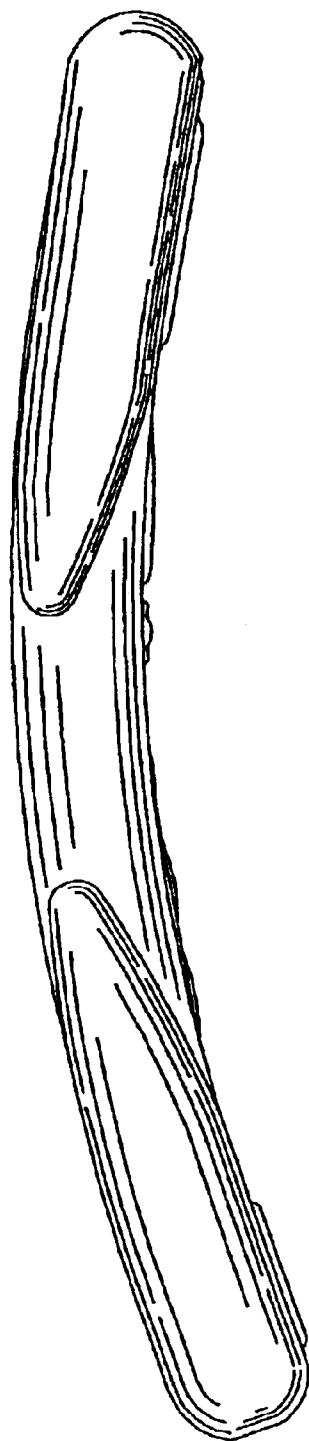


FIG. 4




FIG. 5

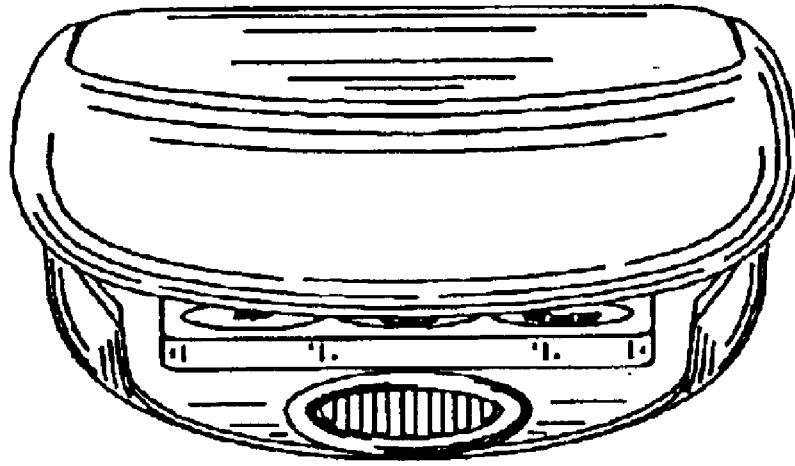


FIG. 6

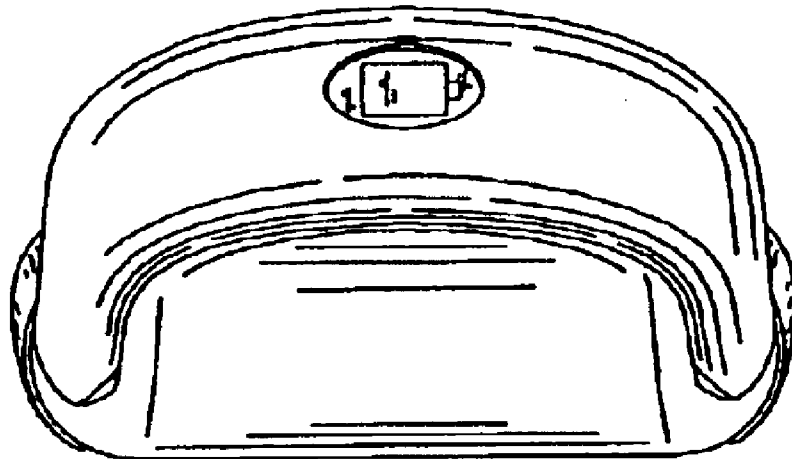


FIG. 7