



US00D575970S

(12) **United States Design Patent**
Ward, Jr. et al.

(10) **Patent No.:** **US D575,970 S**

(45) **Date of Patent:** **** Sep. 2, 2008**

(54) **LOFT BED**

(75) Inventors: **Harrell D. Ward, Jr.**, Greenville, TN (US); **G. Larry Huff**, Afton, TN (US); **Eric M. Kaltenmark**, Chuckney, TN (US); **Douglas G. Wright**, Morristown, TN (US)

(73) Assignee: **Meco Corporation**, Greenville, TN (US)

(**) Term: **14 Years**

(21) Appl. No.: **29/235,583**

(22) Filed: **Aug. 4, 2005**

(51) **LOC (8) Cl.** **06-06**

(52) **U.S. Cl.** **D6/503; D6/495; D6/382**

(58) **Field of Classification Search** D6/382-384, D6/388, 393-395, 505-508, 480, 484; 5/53.1, 5/907, 279.1, 280, 281, 2.1, 9.1; D25/123, D25/125

See application file for complete search history.

(56) **References Cited**

U.S. PATENT DOCUMENTS

D76,923 S *	11/1928	Feldman	D6/393
D199,731 S *	12/1964	Fountain	D25/123
D246,323 S *	11/1977	Kirk	D25/123
5,427,035 A *	6/1995	Grahl	108/146
D367,192 S *	2/1996	Frattini	D6/487
D379,127 S *	5/1997	Schacht	D6/495

D391,789 S *	3/1998	Schacht	D6/495
D401,772 S *	12/1998	Diaz-Azcuy	D6/393
D445,593 S *	7/2001	O'Hare et al.	D6/393
D475,862 S *	6/2003	McDaniel et al.	D6/393

OTHER PUBLICATIONS

Flexa-Teen Brochure, Flexa Mobler A/S-Bjornkaevej 16-DK-8785 Hornslyd, www.flexa.dk, undated, 8 pages.

* cited by examiner

Primary Examiner—Janice E Seeger

(74) *Attorney, Agent, or Firm*—McGuireWoods LLP

(57) **CLAIM**

We claim the ornamental design for a loft bed, as shown and described.

DESCRIPTION

FIG. 1 is a perspective view of a loft bed constructed according to the principles of the invention;

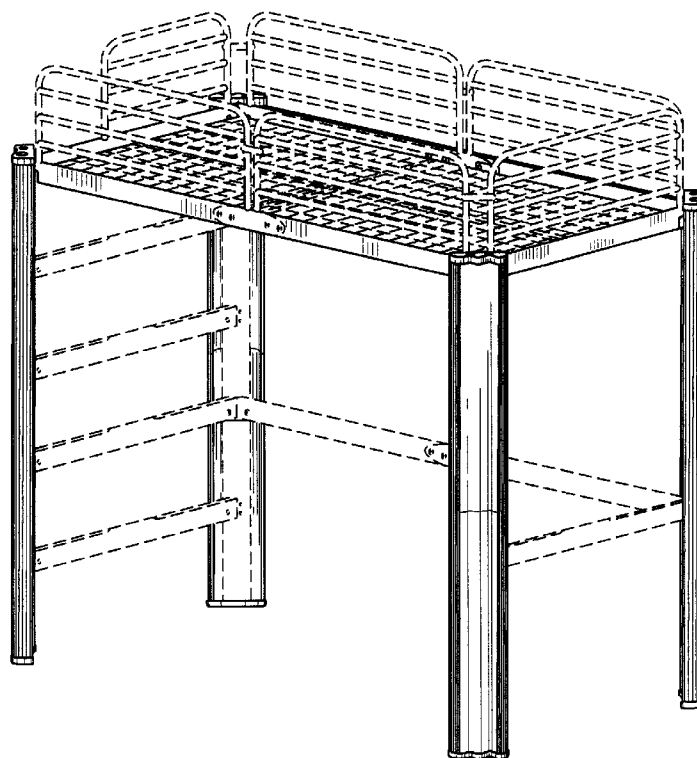
FIG. 2 is a top plan view of the embodiment shown in FIG. 1;

FIG. 3 is a front elevational view of the embodiment shown in FIG. 1; and,

FIG. 4 is a left side, elevational view of the embodiment shown in FIG. 1.

The subject matter shown in dashed lines, and any surfaces of the design not shown, including interior surfaces, form no part of the claimed invention.

1 Claim, 3 Drawing Sheets



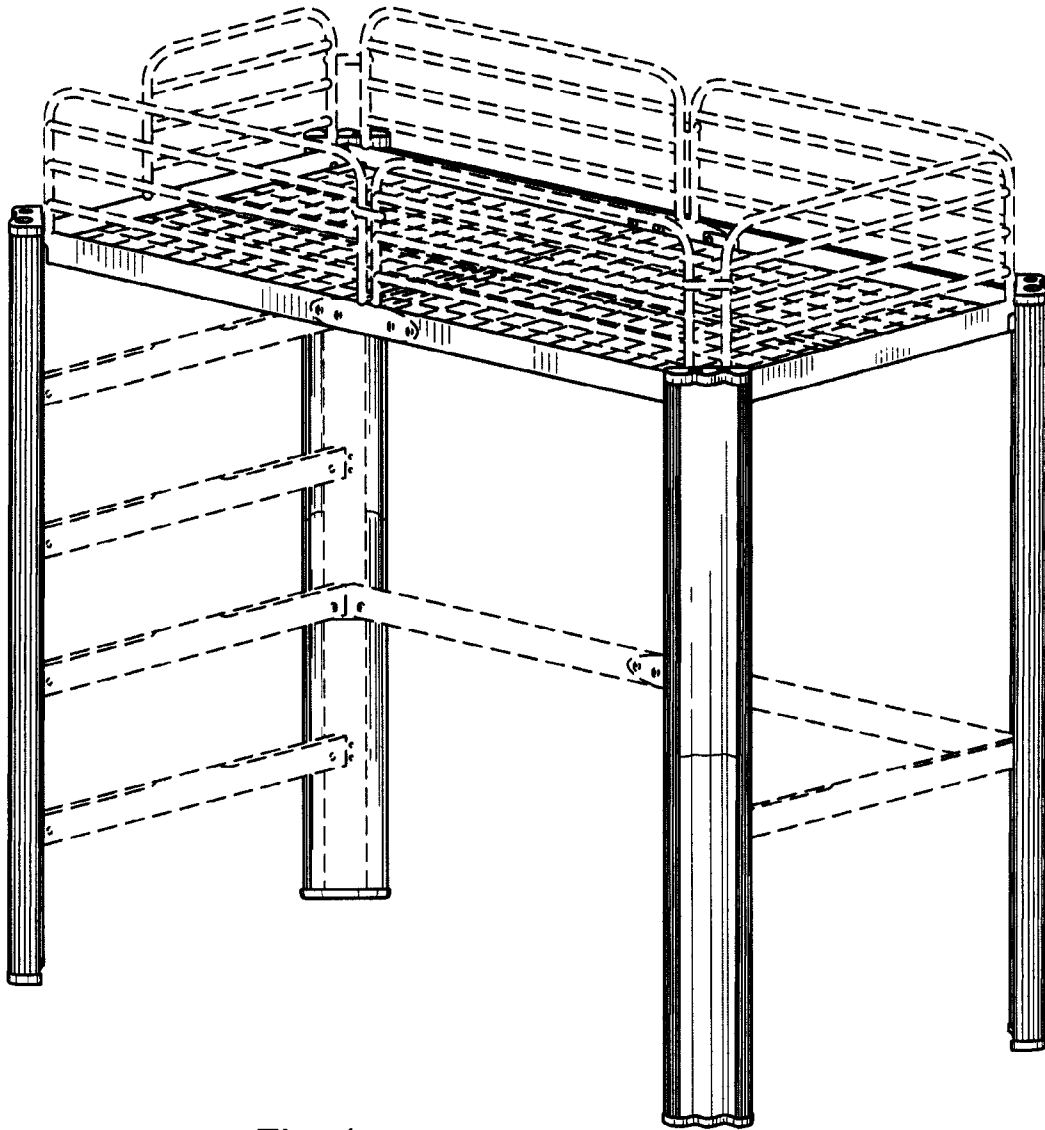


Fig. 1

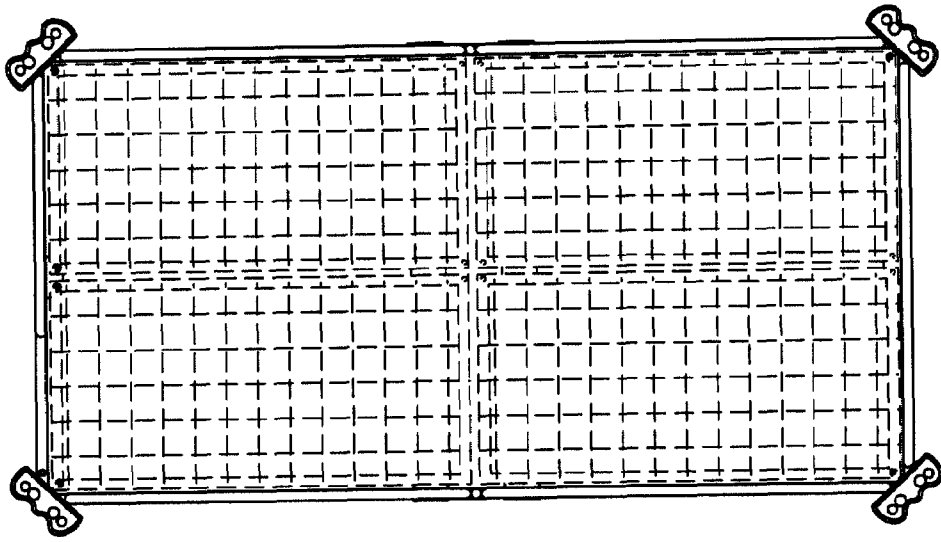


Fig. 2

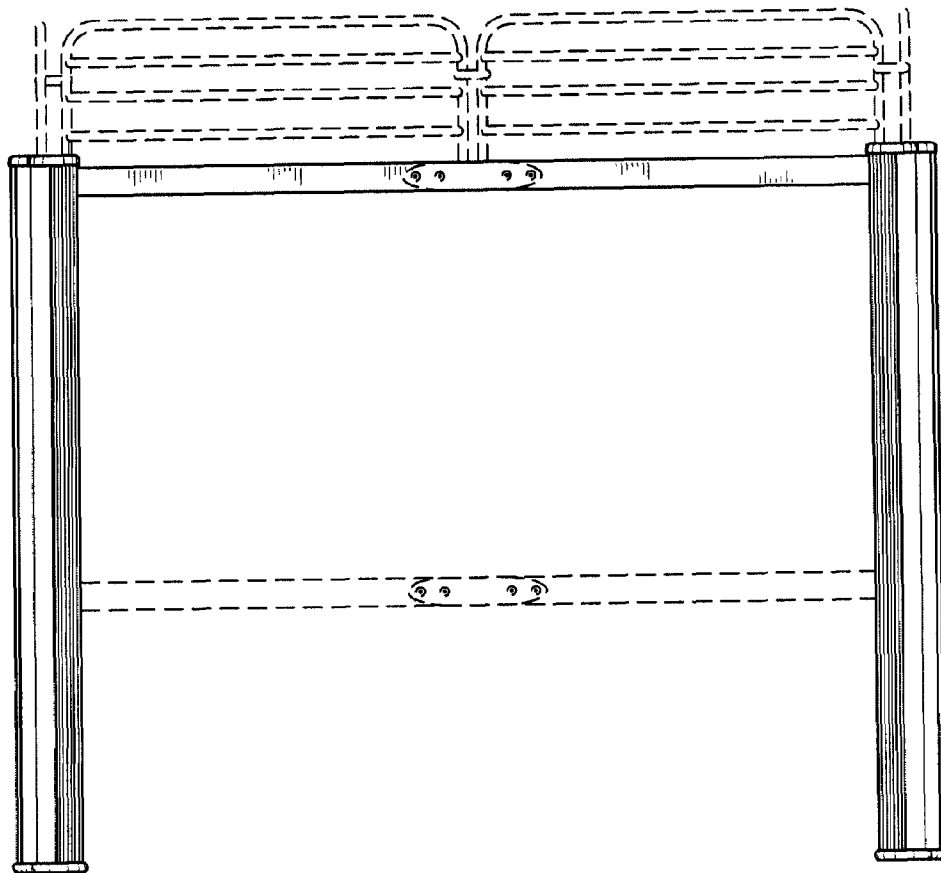


Fig. 3

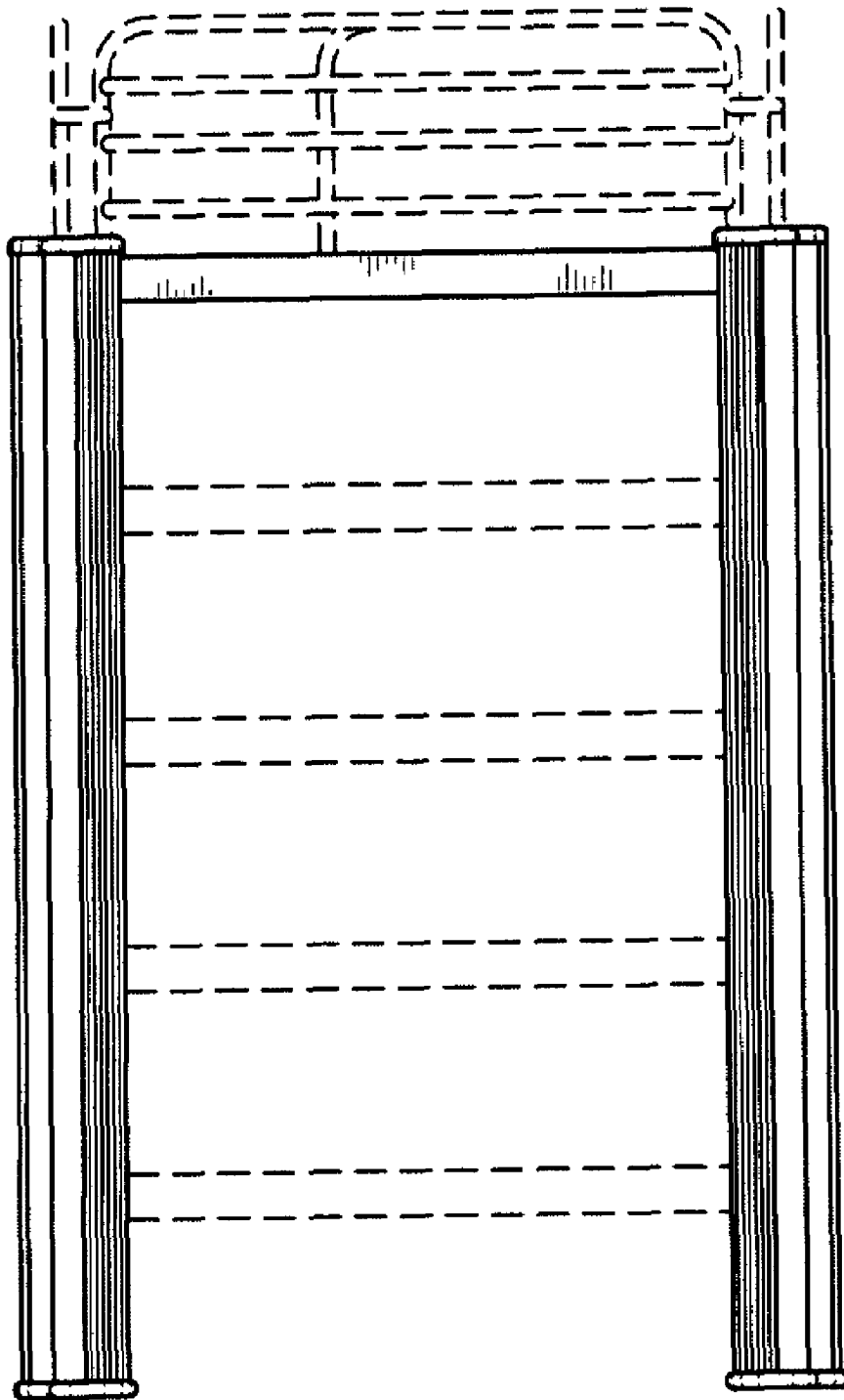


Fig. 4