



US00D710119S

(12) **United States Design Patent**  
**Tilscher et al.**

(10) **Patent No.:** **US D710,119 S**

(45) **Date of Patent:** **\*\* Aug. 5, 2014**

(54) **SEAT FOR MOTOR VEHICLE**

(71) Applicant: **Dr. Ing. h.c. F. Porsche**  
**Aktiengesellschaft, Stuttgart (DE)**

(72) Inventors: **Carsten Tilscher, Stuttgart (DE);**  
**Morton Goedecke, Leonberg (DE)**

(73) Assignee: **Dr. Ing. h.c. F. Porsche**  
**Aktiengesellschaft, Stuttgart (DE)**

(\*\*) Term: **14 Years**

(21) Appl. No.: **29/445,208**

(22) Filed: **Feb. 8, 2013**

(30) **Foreign Application Priority Data**

Aug. 9, 2012 (DE) ..... 40 2012 100 633

(51) **LOC (10) Cl.** ..... **06-01**

(52) **U.S. Cl.**  
USPC ..... **D6/356**

(58) **Field of Classification Search**  
USPC ..... D6/334-336, 356, 367, 368, 374, 375,  
D6/716, 716.1, 716.2, 716.3, 716.4, 716.5;  
297/353, 354.1, 452.21, 452.24,  
297/452.25, 452.26, 452.29, 452.34, 452.35

See application file for complete search history.

(56) **References Cited**

U.S. PATENT DOCUMENTS

D396,152 S *	7/1998	Beermann et al. ....	D6/356
D453,078 S *	1/2002	Yamazaki et al. ....	D6/356
D574,619 S *	8/2008	Maezono .....	D6/356
D587,025 S	2/2009	Juraschek .....	
D591,964 S *	5/2009	Pohanka .....	D6/356
D591,965 S *	5/2009	Pohanka .....	D6/356
D651,001 S *	12/2011	Fleming .....	D6/356
D655,097 S	3/2012	Pactzel .....	
D657,579 S	4/2012	Klein .....	
D665,181 S *	8/2012	Crepeau .....	D6/356
D685,586 S *	7/2013	Klein .....	D6/356
D696,035 S *	12/2013	Hatter .....	D6/356

\* cited by examiner

*Primary Examiner* — Mimoso De

(74) *Attorney, Agent, or Firm* — RatnerPrestia

(57) **CLAIM**

The ornamental design for a seat for motor vehicle, as shown and described.

**DESCRIPTION**

FIG. 1 is a front perspective view of the seat for motor vehicle; FIG. 2 is a rear perspective view thereof; FIG. 3 is a front elevation view thereof; FIG. 4 is a rear elevation view thereof; FIG. 5 is an elevation view thereof from the left side; FIG. 6 is an elevation view thereof from the right side; and, FIG. 7 is a top plan view thereof. The features that are shown in broken lines are for illustration only and form no part of the claimed design.

**1 Claim, 7 Drawing Sheets**





Figure 1



Figure 2



Figure 3




Figure 4

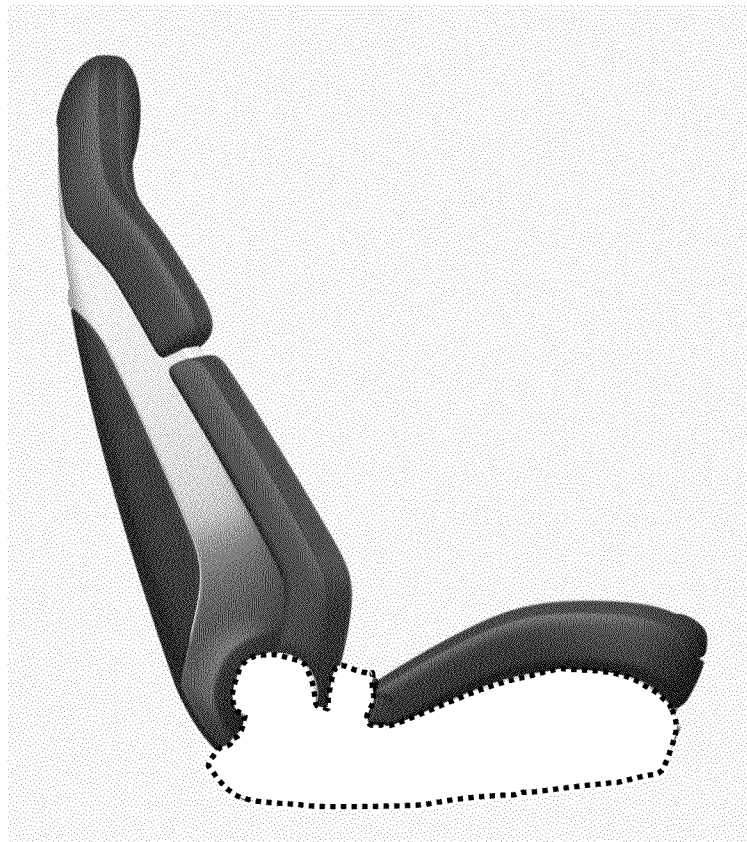


Figure 5

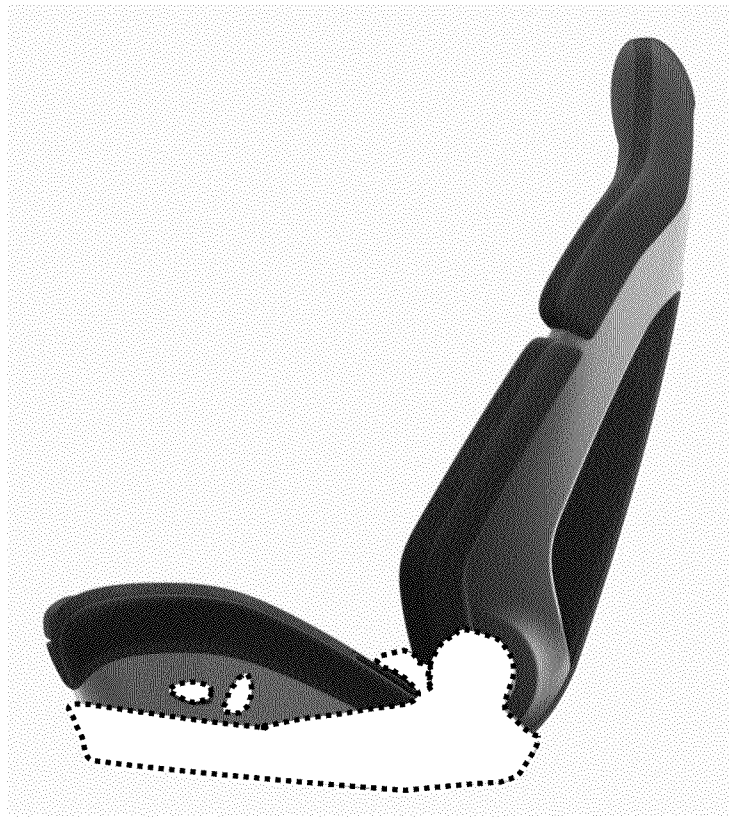


Figure 6



Figure 7