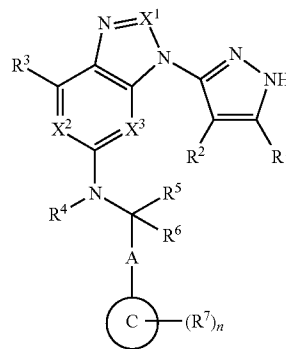




US 20120122892A1

(19) **United States**(12) **Patent Application Publication**
Lamb et al.(10) **Pub. No.: US 2012/0122892 A1**(43) **Pub. Date: May 17, 2012**(54) **CHEMICAL COMPOUNDS**(75) Inventors: **Michelle Lamb**, Waltham, MA
(US); **Tao Wang**, Waltham, MA
(US); **Dingwei Yu**, Waltham, MA
(US); **Peter Mohr**, Boulder, CO
(US); **Bin Wang**, Boulder, CO (US)(73) Assignee: **AstraZeneca AB**, Sodertalje (SE)(21) Appl. No.: **13/357,848**(22) Filed: **Jan. 25, 2012***A61P 35/02* (2006.01)*A61K 31/444* (2006.01)*C07D 401/14* (2006.01)*C07D 473/32* (2006.01)*C07D 403/12* (2006.01)(52) **U.S. Cl.** **514/261.1**; 544/277; 514/263.2;
544/254; 514/263.4; 546/118; 514/303; 548/305.1;
514/394; 546/273.4; 514/338(57) **ABSTRACT**This invention relates to novel compounds having the formula
(I):**Related U.S. Application Data**(62) Division of application No. 11/816,374, filed on Jan.
10, 2008, now Pat. No. 8,129,403, filed as application
No. PCT/GB2006/000513 on Feb. 15, 2006.(60) Provisional application No. 60/653,575, filed on Feb.
16, 2005, provisional application No. 60/742,138,
filed on Dec. 1, 2005.**Publication Classification**(51) **Int. Cl.***A61K 31/519* (2006.01)*A61K 31/52* (2006.01)*C07D 487/04* (2006.01)*C07D 471/04* (2006.01)*A61K 31/437* (2006.01)*A61K 31/4439* (2006.01)*A61K 31/4184* (2006.01)*A61P 35/00* (2006.01)

(I)

and to their pharmaceutical compositions and to their meth-
ods of use. These novel compounds provide a treatment for
cancer.

CHEMICAL COMPOUNDS

FIELD OF THE INVENTION

[0001] The present invention relates to novel pyrazole derivatives, their pharmaceutical compositions and methods of use. In addition, the present invention relates to therapeutic methods for the treatment and prevention of cancers and to the use of these pyrazole derivatives in the manufacture of medicaments for use in the treatment and prevention of cancers.

BACKGROUND OF THE INVENTION

[0002] Receptor tyrosine kinases (RTK's) are a sub-family of protein kinases that play a critical role in cell signalling and are involved in a variety of cancer related processes including cell proliferation, survival, angiogenesis and metastasis. Currently up to 100 different RTK's including tropomyosin-related kinases (Trk's) have been identified.

[0003] Trk's are the high affinity receptors activated by a group of soluble growth factors called neurotrophins (NT). The Trk receptor family has three members—TrkA, TrkB and TrkC. Among the NTs there are (i) nerve growth factor (NGF) which activates TrkA, (ii) brain-derived growth factor (BDNF) and NT-4/5 which activate TrkB and (iii) NT3 which activates TrkC. Each Trk receptor contains an extra-cellular domain (ligand binding), a trans-membrane region and an intra-cellular domain (including kinase domain). Upon binding of the ligand, the kinase catalyzes auto-phosphorylation and triggers downstream signal transduction pathways.

[0004] Trk's are widely expressed in neuronal tissue during its development where Trk's are critical for the maintenance and survival of these cells. A post-embryonic role for the Trk/neurotrophin axis (or pathway), however, remains in question. There are reports showing that Trk's play important role in both development and function of the nervous system (Patapoutian, A. et al *Current Opinion in Neurobiology*, 2001, 11, 272-280).

[0005] In the past decade, a considerable number of literature documentations linking Trk signalling with cancer have published. For example, while Trk's are expressed at low levels outside the nervous system in the adult, Trk expression is increased in late stage prostate cancers. Both normal prostate tissue and androgen-dependent prostate tumours express low levels of Trk A and undetectable levels of Trk B and C. However, all isoforms of Trk receptors as well as their cognate ligands are up-regulated in late stage, androgen-independent prostate cancer. There is additional evidence that these late stage prostate cancer cells become dependent on the Trk/neurotrophin axis for their survival. Therefore, Trk inhibitors may yield a class of apoptosis-inducing agents specific for androgen-independent prostate cancer (Weeratna, A. T. et al *The Prostate*, 2000, 45, 140-148).

[0006] Furthermore, very recent literature also shows that over-expression, activation, amplification and/or mutation of Trk's are associated with secretory breast carcinoma (*Cancer Cell*, 2002, 2, 367-376), colorectal cancer (Bardelli et al *Science*, 2003, 300, 949-949) and ovarian cancer (Davidson, B. et al *Clinical Cancer Research*, 2003, 9, 2248-2259).

[0007] There are a few reports of selective Trk tyrosine kinase inhibitors. Cephalon described CEP-751, CEP-701 (George, D. et al *Cancer Research*, 1999, 59, 2395-2341) and other indolocarbazole analogues (WO0114380) as Trk inhibitors. It was shown that CEP-701 and/or CEP751, when

combined with surgically or chemically induced androgen ablation, offered better efficacy compared with mono-therapy alone. GlaxoSmithKline disclosed certain oxindole compounds as Trk A inhibitors in WO0220479 and WO0220513. Recently, Japan Tobacco reported pyrazolyl condensed cyclic compounds as Trk inhibitors (JP2003231687A).

[0008] In addition to the above, Vertex Pharmaceuticals have described pyrazole compounds as inhibitors of GSK3, Aurora, etc. in WO0250065, WO0262789, WO03027111 and WO200437814; and AstraZeneca have reported pyrazole compounds as inhibitors against IGF-1 receptor kinase (WO0348133).

SUMMARY OF THE INVENTION

[0009] In accordance with the present invention, the applicants have hereby discovered novel pyrazole compounds, or pharmaceutically acceptable salts thereof, which possess Trk kinase inhibitory activity and are accordingly useful for their anti-proliferation and/or proapoptotic (such as anti-cancer) activity and in methods of treatment of the human or animal body. The invention also relates to processes for the manufacture of said pyrazole compounds, or pharmaceutically acceptable salts thereof, to pharmaceutical compositions containing them and to their use in the manufacture of medicaments for use in the production of an anti-proliferation and/or proapoptotic effect in warm-blooded animals such as man.

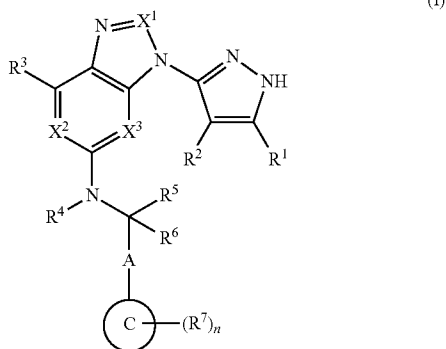
[0010] Also in accordance with the present invention the applicants provide methods of using such pyrazole compounds, or pharmaceutically acceptable salts thereof, in the treatment of cancer.

[0011] The properties of the compounds claimed in this invention are expected to be of value in the treatment of disease states associated with cell proliferation such as cancers (solid tumors and leukemia), fibroproliferative and differentiative disorders, psoriasis, rheumatoid arthritis, Kaposi's sarcoma, haemangioma, acute and chronic nephropathies, atheroma, atherosclerosis, arterial restenosis, autoimmune diseases, acute and chronic inflammation, bone diseases and ocular diseases with retinal vessel proliferation.

[0012] Furthermore, the compounds, or pharmaceutically acceptable salts thereof, of the invention are expected to be of value in the treatment or prophylaxis of cancers selected from congenital fibrosarcoma, mesoblastic nephroma, mesothelioma, acute myeloblastic leukemia, acute lymphocytic leukemia, multiple myeloma, melanoma, oesophageal cancer, myeloma, hepatocellular, pancreatic, cervical cancer, Ewings sarcoma, neuroblastoma, Kaposi sarcoma, ovarian cancer, breast cancer including secretory breast cancer, colorectal cancer, prostate cancer including hormone refractory prostate cancer, bladder cancer, melanoma, lung cancer—non small cell lung cancer (NSCLC), and small cell lung cancer (SCLC), gastric cancer, head and neck cancer, renal cancer, lymphoma, thyroid cancer including papillary thyroid cancer, mesothelioma and leukaemia; particularly ovarian cancer, breast cancer, colorectal cancer, prostate cancer and lung cancer—NSCLC and SCLC; more particularly prostate cancer; and more particularly hormone refractory prostate cancer.

DETAILED DESCRIPTION OF THE INVENTION

[0013] Accordingly, the present invention provides a compound of formula (I):



wherein:

[0014] R^1 and R^2 independently selected from hydrogen, halo, nitro, cyano, hydroxy, trifluoromethoxy, amino, carboxy, carbamoyl, mercapto, sulphamoyl, C_{1-6} alkyl, C_{2-6} alkenyl, C_{2-6} alkynyl, C_{1-6} alkoxy, C_{1-6} alkanoyl, C_{1-6} alkanoyloxy, $N-(C_{1-6}alkyl)amino$, $N,N-(C_{1-6}alkyl)_2amino$, $C_{1-6}alkanoylamino$, $N-(C_{1-6}alkyl)carbamoyl$, $N,N-(C_{1-6}alkyl)_2carbamoyl$, $C_{1-6}alkylS(O)_a$ wherein a is 0 to 2, $C_{1-6}alkoxycarbonyl$, $N-(C_{1-6}alkyl)sulphamoyl$, $N,N-(C_{1-6}alkyl)_2sulphamoyl$, $C_{1-6}alkylsulphonylamino$, carbocyclyl or heterocyclyl; wherein R^1 and R^2 independently of each other may be optionally substituted on carbon by one or more R^8 ; and wherein if said heterocyclyl contains an —NH— moiety that nitrogen may be optionally substituted by a group selected from R^9 ;

[0015] X^1 , X^2 and X^3 are independently =N— or =CR¹⁰;

[0016] R^3 and R^{10} are independently selected from hydrogen, halo, nitro, cyano, hydroxy, trifluoromethoxy, amino, carboxy, carbamoyl, mercapto, sulphamoyl, C_{1-6} alkyl, C_{2-6} alkenyl, C_{2-6} alkynyl, C_{1-6} alkoxy, C_{1-6} alkanoyl, C_{1-6} alkanoyloxy, $N-(C_{1-6}alkyl)amino$, $N,N-(C_{1-6}alkyl)_2amino$, $C_{1-6}alkanoylamino$, $N-(C_{1-6}alkyl)carbamoyl$, $N,N-(C_{1-6}alkyl)_2carbamoyl$, $C_{1-6}alkylS(O)_a$ wherein a is 0 to 2, $C_{1-6}alkoxycarbonyl$, $N-(C_{1-6}alkyl)sulphamoyl$, $N,N-(C_{1-6}alkyl)_2sulphamoyl$, $C_{1-6}alkylsulphonylamino$, carbocyclyl- R^{11} — or heterocyclyl- R^{12} —; wherein R^3 and R^{10} independently of each other may be optionally substituted on carbon by one or more R^{13} ; and wherein if said heterocyclyl contains an —NH— moiety that nitrogen may be optionally substituted by a group selected from R^{14} ;

[0017] R^4 is hydrogen or optionally substituted C_{1-6} alkyl; wherein said optional substituents are selected from one or more R^{15} ;

[0018] R^5 and R^6 are independently selected from hydrogen, halo, nitro, cyano, hydroxy, trifluoromethoxy, amino, carboxy, carbamoyl, mercapto, sulphamoyl, C_{1-6} alkyl, C_{2-6} alkenyl, C_{2-6} alkynyl, C_{1-6} alkoxy, C_{1-6} alkanoyl, C_{1-6} alkanoyloxy, $N-(C_{1-6}alkyl)amino$, $N,N-(C_{1-6}alkyl)_2amino$, $C_{1-6}alkanoylamino$, $N-(C_{1-6}alkyl)carbamoyl$, $N,N-(C_{1-6}alkyl)_2carbamoyl$, $C_{1-6}alkylS(O)_a$ wherein a is 0 to 2, $C_{1-6}alkoxycarbonyl$, $N-(C_{1-6}alkyl)sulphamoyl$, $N,N-(C_{1-6}alkyl)_2sulphamoyl$, $C_{1-6}alkylsulphonylamino$, carbocyclyl or heterocyclyl; wherein R^5 and R^6 independently of each

other may be optionally substituted on carbon by one or more R^{16} ; and wherein if said heterocyclyl contains an —NH— moiety that nitrogen may be optionally substituted by a group selected from R^{17} ;

[0019] A is a direct bond or C_{1-2} alkylene; wherein said C_{1-2} alkylene may be optionally substituted by one or more R^{18} ;

[0020] Ring C is carbocyclyl or heterocyclyl; wherein if said heterocyclyl contains an —NH— moiety that nitrogen may be optionally substituted by a group selected from R^{19} ;

[0021] R^7 is selected from halo, nitro, cyano, hydroxy, trifluoromethoxy, amino, carboxy, carbamoyl, mercapto, sulphamoyl, C_{1-6} alkyl, C_{2-6} alkenyl, C_{2-6} alkynyl, C_{1-6} alkoxy, C_{1-6} alkanoyl, C_{1-6} alkanoyloxy, $N-(C_{1-6}alkyl)amino$, $N,N-(C_{1-6}alkyl)_2amino$, $C_{1-6}alkanoylamino$, $N-(C_{1-6}alkyl)carbamoyl$, $N,N-(C_{1-6}alkyl)_2carbamoyl$, $C_{1-6}alkylS(O)_a$ wherein a is 0 to 2, $C_{1-6}alkoxycarbonyl$, $N-(C_{1-6}alkyl)sulphamoyl$, $N,N-(C_{1-6}alkyl)_2sulphamoyl$, $C_{1-6}alkylsulphonylamino$, carbocyclyl or heterocyclyl; wherein R^7 may be optionally substituted on carbon by one or more R^{20} ; and wherein if said heterocyclyl contains an —NH— moiety that nitrogen may be optionally substituted by a group selected from R^{21} ;

[0022] n is 0, 1, 2 or 3; wherein the values of R^7 may be the same or different;

[0023] R^8 , R^{13} , R^{15} , R^{16} , R^{18} and R^{20} are independently selected from halo, nitro, cyano, hydroxy, trifluoromethoxy, amino, carboxy, carbamoyl, mercapto, sulphamoyl, C_{1-6} alkyl, C_{2-6} alkenyl, C_{2-6} alkynyl, C_{1-6} alkoxy, C_{1-6} alkanoyl, C_{1-6} alkanoyloxy, $N-(C_{1-6}alkyl)amino$, $N,N-(C_{1-6}alkyl)_2amino$, $C_{1-6}alkanoylamino$, $N-(C_{1-6}alkyl)carbamoyl$, $N,N-(C_{1-6}alkyl)_2carbamoyl$, $C_{1-6}alkylS(O)_a$ wherein a is 0 to 2, $C_{1-6}alkoxycarbonyl$, $N-(C_{1-6}alkyl)sulphamoyl$, $N,N-(C_{1-6}alkyl)_2sulphamoyl$, $C_{1-6}alkylsulphonylamino$, carbocyclyl- R^{22} — or heterocyclyl- R^{23} —; wherein R^8 , R^{13} , R^{15} , R^{16} , R^{18} and R^{20} independently of each other may be optionally substituted on carbon by one or more R^{24} ; and wherein if said heterocyclyl contains an —NH— moiety that nitrogen may be optionally substituted by a group selected from R^{25} ;

[0024] R^9 , R^{14} , R^{17} , R^{19} , R^{21} and R^{25} are independently selected from C_{1-6} alkyl, C_{1-6} alkanoyl, $C_{1-6}alkylsulphonyl$, $C_{1-6}alkoxycarbonyl$, carbamoyl, $N-(C_{1-6}alkyl)carbamoyl$, $N,N-(C_{1-6}alkyl)carbamoyl$, benzyl, benzyloxycarbonyl, benzoyl and phenylsulphonyl; wherein R^9 , R^{14} , R^{17} , R^{19} , R^{21} and R^{25} independently of each other may be optionally substituted on carbon by one or more R^{26} ;

[0025] R^{24} and R^{26} are independently selected from halo, nitro, cyano, hydroxy, trifluoromethoxy, amino, carboxy, carbamoyl, mercapto, sulphamoyl, C_{1-6} alkyl, C_{2-6} alkenyl, C_{2-6} alkynyl, C_{1-6} alkoxy, C_{1-6} alkanoyl, C_{1-6} alkanoyloxy, $N-(C_{1-6}alkyl)amino$, $N,N-(C_{1-6}alkyl)_2amino$, $C_{1-6}alkanoylamino$, $N-(C_{1-6}alkyl)carbamoyl$, $N,N-(C_{1-6}alkyl)_2carbamoyl$, $C_{1-6}alkylS(O)_a$ wherein a is 0 to 2, $C_{1-6}alkoxycarbonyl$, $N-(C_{1-6}alkyl)sulphamoyl$, $N,N-(C_{1-6}alkyl)_2sulphamoyl$, $C_{1-6}alkylsulphonylamino$, carbocyclyl or heterocyclyl; wherein R^{24} and R^{26} independently of each other may be optionally substituted on carbon by one or more R^{27} ; and wherein if said heterocyclyl contains an —NH— moiety that nitrogen may be optionally substituted by a group selected from R^{28} ;

[0026] R^{11} , R^{12} , R^{22} and R^{23} are independently selected from a direct bond, —O—, —N(R^{29})—, —C(O)—, —N(R^{30})C(O)—, —C(O)N(R^{31})—, —S(O)₃—, —SO₂N

(R³²)— or —N(R³³)SO₂—; wherein R²⁹, R³⁰, R³¹, R³² and R³³ are independently selected from hydrogen or C₁₋₆alkyl and s is 0-2;

[0027] R²⁷ is selected from halo, nitro, cyano, hydroxy, trifluoromethoxy, trifluoromethyl, amino, carboxy, carbamoyl, mercapto, sulphamoyl, methyl, ethyl, methoxy, ethoxy, acetyl, acetoxyl, methylamino, ethylamino, dimethylamino, diethylamino, N-methyl-N-ethylamino, acetylamino, N-methylcarbamoyl, N-ethylcarbamoyl, N,N-dimethylcarbamoyl, N,N-diethylcarbamoyl, N-methyl-N-ethylcarbamoyl, methylthio, ethylthio, methylsulphanyl, ethylsulphanyl, mesyl, ethylsulphonyl, methoxycarbonyl, ethoxycarbonyl, N-methylsulphamoyl, N-ethylsulphamoyl, N,N-dimethylsulphamoyl, N,N-diethylsulphamoyl or N-methyl-N-ethylsulphamoyl; and

[0028] R²⁸ is selected from C₁₋₆alkyl, C₁₋₆alkanoyl, C₁₋₆alkylsulphonyl, C₁₋₆alkoxycarbonyl, carbamoyl, N-(C₁₋₆alkyl)carbamoyl, N,N-(C₁₋₆alkyl)carbamoyl, benzyl, benzyloxycarbonyl, benzoyl and phenylsulphonyl; or a pharmaceutically acceptable salt thereof.

[0029] Particular values of the variable groups contained in formula (I) are as follows. Such values may be used, where appropriate, with any of the definitions, claims or embodiments defined hereinbefore or hereinafter.

[0030] R¹ is selected from C₁₋₆alkyl, C₁₋₆alkoxy and carbocyclyl.

[0031] R¹ is selected from methyl, isopropoxy and cyclopropyl.

[0032] R² is hydrogen.

[0033] R¹ and R² are independently selected from hydrogen, C₁₋₆alkyl, C₁₋₆alkoxy and carbocyclyl.

[0034] R¹ and R² are independently selected from hydrogen, methyl, isopropoxy and cyclopropyl.

[0035] X¹ is =CR¹⁰— and X² and X³ are independently selected from —N=.

[0036] X¹ and X² are independently selected from =CR¹⁰— and X³ is —N=.

[0037] X¹ and X³ are independently selected from =CR¹⁰— and X² is —N=.

[0038] X¹, X² and X³ are independently selected from =CR¹⁰—.

[0039] X¹, X² and X³ are selected from —N=.

[0040] R³ is selected from hydrogen, cyano, carbamoyl, C₁₋₆alkyl and C₁₋₆alkoxycarbonyl;

wherein R³ may be optionally substituted on carbon by one or more R¹³;

[0041] R¹³ is hydroxy.

[0042] R³ is selected from hydrogen, cyano, carbamoyl, methyl and methoxycarbonyl;

[0043] wherein R³ may be optionally substituted on carbon by one or more R¹³;

[0044] R¹³ is hydroxy.

[0045] R³ is selected from hydrogen and C₁₋₆alkyl wherein R³ may be optionally substituted on carbon by one or more R¹³; wherein:

[0046] R¹³ is hydroxy.

[0047] R³ is selected from hydrogen, cyano, carbamoyl, methyl, hydroxymethyl and methoxycarbonyl.

[0048] R³ is selected from hydrogen, methyl and hydroxymethyl.

[0049] R³ and R¹⁰ are independently selected from hydrogen, halo, cyano, carbamoyl, C₁₋₆alkyl and C₁₋₆alkoxycarbonyl; wherein R³ and R¹⁰ independently of each other may be optionally substituted on carbon by one or more R¹³;

[0050] R¹³ is selected from hydroxy, amino and C₁₋₆alkanoylamino.

[0051] R³ and R¹⁰ are independently selected from hydrogen, fluoro, chloro, cyano, carbamoyl, methyl and ethoxycarbonyl; wherein R³ and R¹⁰ independently of each other may be optionally substituted on carbon by one or more R¹³;

[0052] R¹³ is selected from hydroxy, amino and acetylamino.

[0053] R³ and R¹⁰ are independently selected from hydrogen, fluoro, chloro, cyano, carbamoyl, C₁₋₆alkyl and C₁₋₆alkoxycarbonyl; wherein R³ and R¹⁰ independently of each other may be optionally substituted on carbon by one or more R¹³; wherein:

[0054] R¹³ is hydroxy.

[0055] R³ and R¹⁰ are independently selected from hydrogen, fluoro, chloro, cyano, carbamoyl, methyl, aminomethyl, acetylaminoethyl, hydroxymethyl and ethoxycarbonyl.

[0056] R³ and R¹⁰ are independently selected from hydrogen, fluoro, chloro, cyano, carbamoyl, methyl, hydroxymethyl and ethoxycarbonyl.

[0057] R¹⁰ is selected from hydrogen, halo, cyano, carbamoyl and C₁₋₆alkyl; wherein R¹⁰ may be optionally substituted on carbon by one or more R¹³;

[0058] R¹³ is selected from amino and C₁₋₆alkanoylamino.

[0059] R¹⁰ is selected from hydrogen, fluoro, chloro, cyano, carbamoyl and methyl; wherein

[0060] R¹⁰ may be optionally substituted on carbon by one or more R¹³;

[0061] R¹³ is selected from amino and acetylamino.

[0062] R¹⁰ is selected from hydrogen, halo, cyano, carbamoyl and C₁₋₆alkoxycarbonyl.

[0063] R¹⁰ is selected from hydrogen, fluoro, chloro, cyano, carbamoyl, methyl, aminomethyl and acetylaminoethyl.

[0064] R¹⁰ is selected from hydrogen, fluoro, chloro, cyano, carbamoyl and ethoxycarbonyl.

[0065] R⁴ is hydrogen.

[0066] R⁴ is optionally substituted C₁₋₆alkyl; wherein said optional substituents are selected from one or more R¹⁵.

[0067] R⁵ and R⁶ are independently selected from hydrogen or C₁₋₆alkyl; wherein R⁵ and R⁶ independently of each other may be optionally substituted on carbon by one or more R¹⁶;

wherein:

[0068] R¹⁶ is hydroxy.

[0069] R⁵ and R⁶ are independently selected from hydrogen, methyl; ethyl or hydroxymethyl.

[0070] R⁵ and R⁶ are independently selected from hydrogen, methyl or hydroxymethyl.

[0071] R⁵ is selected from hydrogen, methyl, ethyl or hydroxymethyl.

[0072] R⁵ is selected from hydrogen, methyl or hydroxymethyl.

[0073] R⁶ is selected from hydrogen or hydroxymethyl.

[0074] R⁶ is hydrogen.

[0075] A is a direct bond.

[0076] A is C₁₋₂alkylene; wherein said C₁₋₂alkylene may be optionally substituted by one or more R¹⁸.

[0077] A is a direct bond or C₁₋₂alkylene; wherein said C₁₋₂alkylene may be optionally substituted by one or more R¹⁸; wherein

[0078] R¹⁸ is hydroxy.

[0079] A is a direct bond or methylene; wherein said C₁₋₂alkylene may be optionally substituted by one or more

R¹⁸, wherein

- [0080] R¹⁸ is hydroxy.
 [0081] A is a direct bond, methylene or hydroxymethylene.
 [0082] Ring C is heterocyclyl; wherein if said heterocyclyl contains an —NH— moiety that nitrogen may be optionally substituted by a group selected from R¹⁹.
 [0083] Ring C is carbocyclyl.
 [0084] Ring C is carbocyclyl or heterocyclyl.
 [0085] Ring C is phenyl, pyridyl, pyrimidinyl, 1,3-benzodioxolyl or 1H-indolyl.
 [0086] Ring C is phenyl, pyridyl, 1,3-benzodioxolyl or 1H-indolyl.
 [0087] Ring C is phenyl, pyrid-2-yl, pyrimidin-2-yl, 1,3-benzodioxol-5-yl or 1H-indol-3-yl.
 [0088] Ring C is phenyl, pyrid-2-yl, 1,3-benzodioxol-5-yl or 1H-indol-3-yl.
 [0089] Ring C is phenyl.
 [0090] Ring C is pyridyl.
 [0091] Ring C is pyrid-2-yl.
 [0092] Ring C is pyrimidinyl.
 [0093] Ring C is pyrimidin-2-yl.
 [0094] R⁷ is selected from halo and C₁₋₆alkyl; wherein R⁷ may be optionally substituted on carbon by one or more R²⁰; wherein
 [0095] R²⁰ is halo.
 [0096] R⁷ is selected from fluoro and methyl; wherein R⁷ may be optionally substituted on carbon by one or more R²⁰; wherein
 [0097] R²⁰ is fluoro.
 [0098] R⁷ is halo.
 [0099] R⁷ is trifluoromethyl and fluoro.
 [0100] R⁷ is fluoro.
 [0101] n is 0, 1 or 2; wherein the values of R⁷ may be the same or different.
 [0102] n is 0 or 1.
 [0103] n is 1.
 [0104] Ring C, R⁷ and n together form 4-fluorophenyl, 5-fluoropyrid-2-yl or 5-fluoropyrimidin-2-yl.
 [0105] Ring C, R⁷ and n together form 4-fluorophenyl.
 [0106] Ring C, R⁷ and n together form 5-fluoropyrid-2-yl.
 [0107] Ring C, R⁷ and n together form 5-fluoropyrimidin-2-yl.
 [0108] Therefore in a further aspect of the invention there is provided a compound of formula (I) (as depicted herein above) wherein:
 [0109] R¹ and R² are independently selected from hydrogen, C₁₋₆alkyl, C₁₋₆alkoxy and carbocyclyl;
 [0110] X¹, X² and X³ are independently =N— or =CR¹⁰—;
 [0111] R³ and R¹⁰ are independently selected from hydrogen, halo, cyano, carbamoyl, C₁₋₆alkyl and C₁₋₆alkoxycarbonyl; wherein R³ and R¹⁰ independently of each other may be optionally substituted on carbon by one or more R¹³;
 [0112] R⁴ is hydrogen;
 [0113] R⁵ and R⁶ are independently selected from hydrogen or C₁₋₆alkyl; wherein R⁵ and R⁶ independently of each other may be optionally substituted on carbon by one or more R¹⁶;
 [0114] A is a direct bond or C₁₋₂alkylene; wherein said C₁₋₂alkylene may be optionally substituted by one or more R¹⁸;
 [0115] Ring C is carbocyclyl or heterocyclyl;

- [0116] R⁷ is selected from halo and C₁₋₆alkyl; wherein R⁷ may be optionally substituted on carbon by one or more R²⁰;
 [0117] n is 0, 1 or 2; wherein the values of R⁷ may be the same or different;
 [0118] R¹³ is selected from hydroxy, amino and C₁₋₆alkanoylamino;
 [0119] R¹⁶ is hydroxy;
 [0120] R¹⁸ is hydroxy;
 [0121] R²⁰ is halo;
 or a pharmaceutically acceptable salt thereof.
 [0122] Therefore in a further aspect of the invention there is provided a compound of formula (I) (as depicted herein above) wherein:
 [0123] R¹ and R² are independently selected from hydrogen, C₁₋₆alkyl, C₁₋₆alkoxy and carbocyclyl;
 [0124] X¹, X² and X³ are independently =N— or =CR¹⁰—;
 [0125] R³ and R¹⁰ are independently selected from hydrogen, halo, cyano, carbamoyl, C₁₋₆alkyl and C₁₋₆alkoxycarbonyl; wherein R³ and R¹⁰ independently of each other may be optionally substituted on carbon by one or more R¹³;
 [0126] R⁴ is hydrogen;
 [0127] R⁵ and R⁶ are independently selected from hydrogen or C₁₋₆alkyl; wherein R⁵ and R⁶ independently of each other may be optionally substituted on carbon by one or more R¹⁶;
 [0128] A is a direct bond;
 [0129] Ring C is carbocyclyl;
 [0130] R⁷ is halo;
 [0131] n is 1;
 [0132] R¹³ is hydroxy; and
 [0133] R¹⁶ is hydroxy;
 or a pharmaceutically acceptable salt thereof.
 [0134] Therefore in a further aspect of the invention there is provided a compound of formula (I) (as depicted herein above) wherein:
 [0135] R¹ is selected from methyl, isopropoxy and cyclopropyl;
 [0136] R² is hydrogen;
 [0137] X¹, X² and X³ are independently =N— or =CR¹⁰—;
 [0138] R³ is selected from hydrogen, cyano, carbamoyl, methyl, hydroxymethyl and methoxycarbonyl;
 [0139] R¹⁰ is selected from hydrogen, fluoro, chloro, cyano, carbamoyl, methyl, aminomethyl and acetylaminoethyl;
 [0140] R⁴ is hydrogen;
 [0141] R⁵ is selected from hydrogen, methyl, ethyl or hydroxymethyl;
 [0142] R⁶ is selected from hydrogen or hydroxymethyl;
 [0143] A is a direct bond, methylene or hydroxymethylene;
 [0144] Ring C is phenyl, pyrid-2-yl, 1,3-benzodioxol-5-yl or 1H-indol-3-yl;
 [0145] R⁷ is trifluoromethyl and fluoro;
 [0146] n is 0, 1 or 2; wherein the values of R⁷ may be the same or different;
 or a pharmaceutically acceptable salt thereof.
 [0147] Therefore in a further aspect of the invention there is provided a compound of formula (I) (as depicted herein above) wherein:
 [0148] R¹ is selected from methyl, isopropoxy and cyclopropyl;
 [0149] R² is hydrogen;

[0150] X^1 , X^2 and X^3 are independently $=N-$ or $=CR^{10}-$;

[0151] R^3 is selected from hydrogen, methyl and hydroxymethyl;

[0152] R^4 is hydrogen;

[0153] R^5 is selected from hydrogen, methyl or hydroxymethyl;

[0154] R^6 is selected from hydrogen or hydroxymethyl;

[0155] A is a direct bond;

[0156] Ring C is phenyl;

[0157] R^7 is fluoro;

[0158] n is 1; and

[0159] R^{10} is selected from hydrogen, fluoro, chloro, cyano, carbamoyl and ethoxycarbonyl; or a pharmaceutically acceptable salt thereof.

[0160] In another aspect of the invention, preferred compounds of the invention are any one of the Examples or a pharmaceutically acceptable salt thereof.

[0161] In a further aspect of the invention there is provided Examples 1, 3, 8, 13, 21, 22, 23, 24, 27 or 43 or a pharmaceutically acceptable salt thereof.

[0162] In an additional embodiment the present invention provides a compound of formula (I), or a pharmaceutically acceptable salt thereof, for use as a medicament.

[0163] In an additional embodiment the present invention provides a compound of formula (I), or a pharmaceutically acceptable salt thereof, for use in the manufacture of a medicament for use in the inhibition of Trk activity.

[0164] In an additional embodiment the present invention provides a compound of formula (I), or a pharmaceutically acceptable salt thereof, for use in the manufacture of a medicament for use in the treatment or prophylaxis of cancer.

[0165] In an additional embodiment the present invention provides a compound of the formula (I), or a pharmaceutically acceptable salt thereof, for use in the manufacture of a medicament for use in the treatment of cancer in a warm-blooded animal such as man.

[0166] In an additional embodiment the present invention provides a compound of the formula (I), or a pharmaceutically acceptable salt thereof, for use in the manufacture of a medicament for use in the treatment or prophylaxis of cancers (solid tumors and leukemia), fibroproliferative and differentiative disorders, psoriasis, rheumatoid arthritis, Kaposi's sarcoma, haemangioma, acute and chronic nephropathies, atheroma, atherosclerosis, arterial restenosis, autoimmune diseases, acute and chronic inflammation, bone diseases and ocular diseases with retinal vessel proliferation in a warm-blooded animal such as man.

[0167] In an additional embodiment the present invention provides a compound of formula (I), or a pharmaceutically acceptable salt thereof, for use in the manufacture of a medicament for use in the production of an anti-proliferative effect.

[0168] In an additional embodiment the present invention provides a method of inhibiting Trk activity comprising administering to a host in need of such treatment a therapeutically effective amount of a compound of formula (I), or a pharmaceutically acceptable salt thereof.

[0169] In an additional embodiment the present invention provides a method for the treatment of cancer comprising administering to a host in need of such treatment a therapeutically effective amount of a compound of formula (I), or a pharmaceutically acceptable salt thereof.

[0170] In an additional embodiment the present invention provides a method for the treatment or prophylaxis of cancer comprising administering a therapeutically effective amount of a compound of formula (I) or a pharmaceutically acceptable salt thereof.

[0171] In an additional embodiment the present invention provides a method for the treatment or prophylaxis of cancers (solid tumors and leukemia), fibroproliferative and differentiative disorders, psoriasis, rheumatoid arthritis, Kaposi's sarcoma, haemangioma, acute and chronic nephropathies, atheroma, atherosclerosis, arterial restenosis, autoimmune diseases, acute and chronic inflammation, bone diseases and ocular diseases with retinal vessel proliferation in a warm-blooded animal such as man comprising administering a therapeutically effective amount of a compound of formula (I) or a pharmaceutically acceptable salt thereof.

[0172] In an additional embodiment the present invention provides a method of producing an anti-proliferative effect in a warm-blooded animal, such as man, in need of such treatment which comprises administering to said animal an effective amount of a compound of formula (I), or a pharmaceutically acceptable salt thereof.

[0173] In an additional embodiment the present invention provides a pharmaceutical composition comprising a compound of formula (I), or a pharmaceutically acceptable salt thereof, together with at least one pharmaceutically acceptable carrier, diluent or excipient.

[0174] In an additional embodiment the present invention provides a pharmaceutical composition comprising a compound of formula (I), or a pharmaceutically acceptable salt thereof, together with at least one pharmaceutically acceptable carrier, diluent or excipient for use in the inhibition of Trk activity.

[0175] In an additional embodiment the present invention provides a pharmaceutical composition comprising a compound of formula (I), or a pharmaceutically acceptable salt thereof, together with at least one pharmaceutically acceptable carrier, diluent or excipient for use in the treatment of cancer.

[0176] In an additional embodiment the present invention provides a pharmaceutical composition comprising a compound of formula (I), or a pharmaceutically acceptable salt thereof, together with at least one pharmaceutically acceptable carrier, diluent or excipient for use in the treatment or prophylaxis of cancer.

[0177] In an additional embodiment the present invention provides a pharmaceutical composition comprising a compound of formula (I), or a pharmaceutically acceptable salt thereof, together with at least one pharmaceutically acceptable carrier, diluent or excipient for use in the treatment or prophylaxis of cancers (solid tumors and leukemia), fibroproliferative and differentiative disorders, psoriasis, rheumatoid arthritis, Kaposi's sarcoma, haemangioma, acute and chronic nephropathies, atheroma, atherosclerosis, arterial restenosis, autoimmune diseases, acute and chronic inflammation, bone diseases and ocular diseases with retinal vessel proliferation.

[0178] In an additional embodiment the present invention provides a pharmaceutical composition comprising a compound of formula (I), or a pharmaceutically acceptable salt thereof, together with at least one pharmaceutically acceptable carrier, diluent or excipient for use in the production of an anti-proliferative effect in a warm-blooded animal such as man.

[0179] In an additional embodiment the present invention provides a compound of formula (I), or a pharmaceutically acceptable salt thereof, for use in the inhibition of Trk activity.

[0180] In an additional embodiment the present invention provides a compound of formula (I), or a pharmaceutically acceptable salt thereof, for use in the treatment or prophylaxis of cancer.

[0181] In an additional embodiment the present invention provides a compound of the formula (I), or a pharmaceutically acceptable salt thereof, for use in the treatment of cancer in a warm-blooded animal such as man.

[0182] In an additional embodiment the present invention provides a compound of the formula (I), or a pharmaceutically acceptable salt thereof, for use in the treatment or prophylaxis of cancers (solid tumours and leukaemia), fibroproliferative and differentiative disorders, psoriasis, rheumatoid arthritis, Kaposi's sarcoma, haemangioma, acute and chronic nephropathies, atheroma, atherosclerosis, arterial restenosis, autoimmune diseases, acute and chronic inflammation, bone diseases and ocular diseases with retinal vessel proliferation in a warm-blooded animal such as man.

[0183] In an additional embodiment the present invention provides a compound of formula (I), or a pharmaceutically acceptable salt thereof, for use in the production of an anti-proliferative effect.

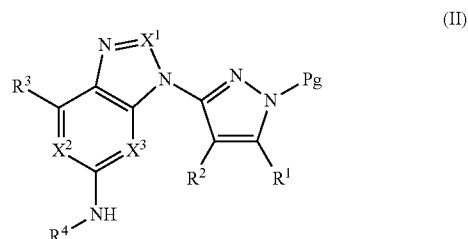
[0184] In one embodiment where the inhibition of Trk activity is referred to particularly this refers to the inhibition of Trk A activity.

[0185] In another embodiment where the inhibition of Trk activity is referred to particularly this refers to the inhibition of Trk B activity.

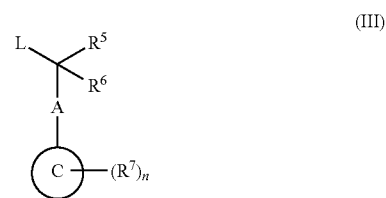
[0186] Where the treatment (or prophylaxis) of cancer is referred to, particularly it refers to the treatment (or prophylaxis) of congenital fibrosarcoma, mesoblastic nephroma, mesothelioma, acute myeloblastic leukemia, acute lymphocytic leukemia, multiple myeloma, melanoma, oesophageal cancer, myeloma, hepatocellular, pancreatic, cervical cancer, Ewings sarcoma, neuroblastoma, Kaposi sarcoma, ovarian cancer, breast cancer including secretory breast cancer, colorectal cancer, prostate cancer including hormone refractory prostate cancer, bladder cancer, melanoma, lung cancer—non small cell lung cancer (NSCLC), and small cell lung cancer (SCLC), gastric cancer, head and neck cancer, renal cancer, lymphoma, thyroid cancer including papillary thyroid cancer, mesothelioma, leukaemia, tumours of the central and peripheral nervous system, melanoma, fibrosarcoma including congenital fibrosarcoma and osteosarcoma. More particularly it refers to prostate cancer. In addition, more particularly it refers to SCLC, NSCLC, colorectal cancer, ovarian cancer and/or breast cancer. In a further aspect it refers to hormone refractory prostate cancer.

[0187] In a further aspect of the present invention provides a process for preparing a compound of formula (I) or a pharmaceutically acceptable salt thereof which process (wherein variable groups are, unless otherwise specified, as defined in formula (I)) comprises of:

Process a) reaction of a compound of formula (II):

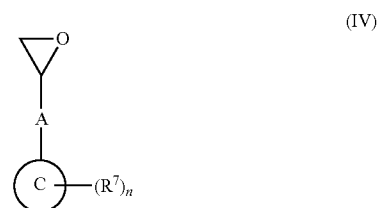


wherein Pg is a nitrogen protecting group; with a compound of formula (III):

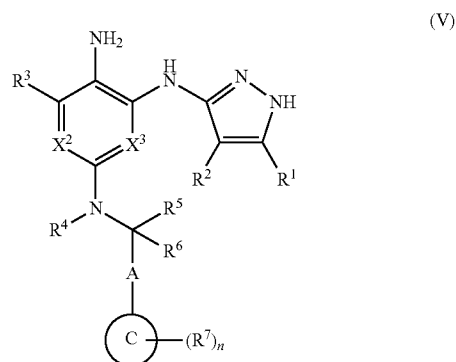


wherein L is a displaceable group;

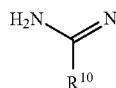
Process b) for compounds of formula (I) wherein R⁵ is hydroxymethyl and R⁶ is hydrogen; reaction of a compound of formula (II) with an epoxide of formula (IV):



Process c) for compounds of formula (I) wherein X¹ is =CR¹⁰—; reacting a compound of formula (V):

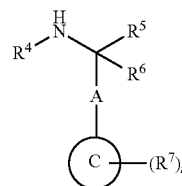


with a compound of formula (VI):



(VII)

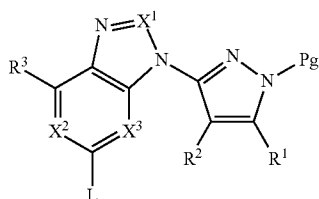
wherein L is a displaceable group and Pg is a nitrogen protecting group; with an amine of formula (VIII):



(VIII)

Process d) for compounds of formula (I) wherein X¹ is =N—; reacting a compound of formula (V) with aqueous NaNO₂ solution;

Process e) reacting a compound of formula (VII):



(VII)

and thereafter if necessary:

i) converting a compound of the formula (I) into another compound of the formula (I);

ii) removing any protecting groups;

iii) forming a pharmaceutically acceptable salt.

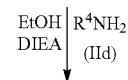
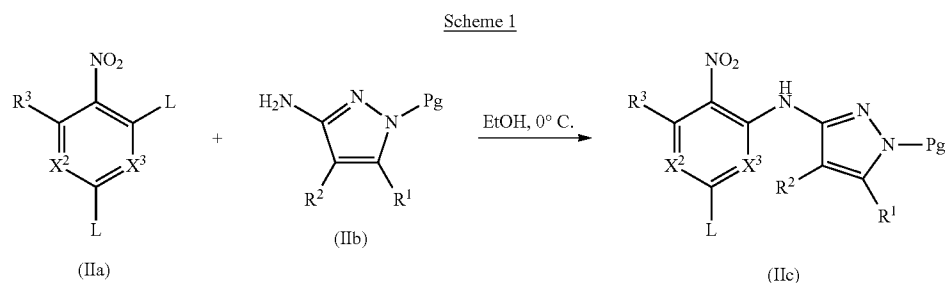
[0188] L is a displaceable group, suitable values for L are for example, a halo or sulphonyloxy group, for example a chloro, bromo, methanesulphonyloxy or toluene-4-sulphonyloxy group.

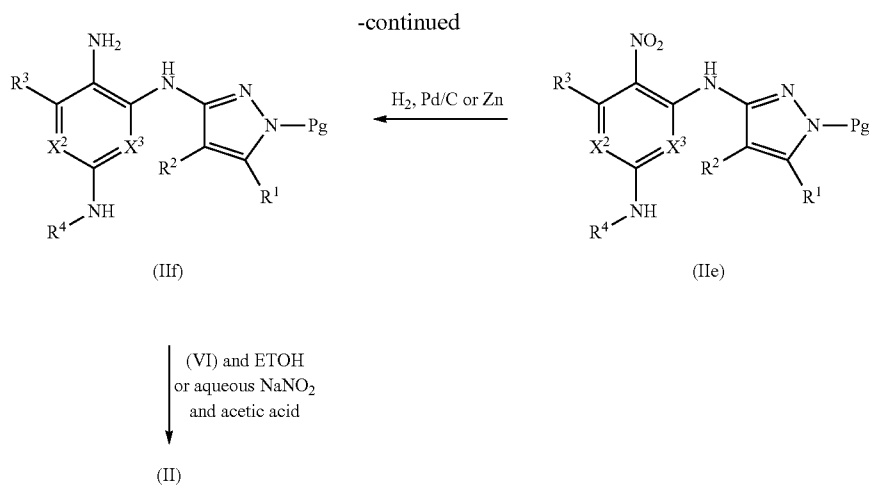
[0189] Pg is a nitrogen protecting group. Suitable values for Pg are described herein below.

[0190] Specific reaction conditions for the above reactions are as follows.

Process a) Compounds of formula (II) and (III) may be reacted together under standard nucleophilic addition reactions for example in the presence of a suitable base such as potassium carbonate and a suitable solvent such as DMF and at a temperature in the range from 25 to 100° C.

[0191] Compounds of the formula (II) may be prepared according to Scheme 1:





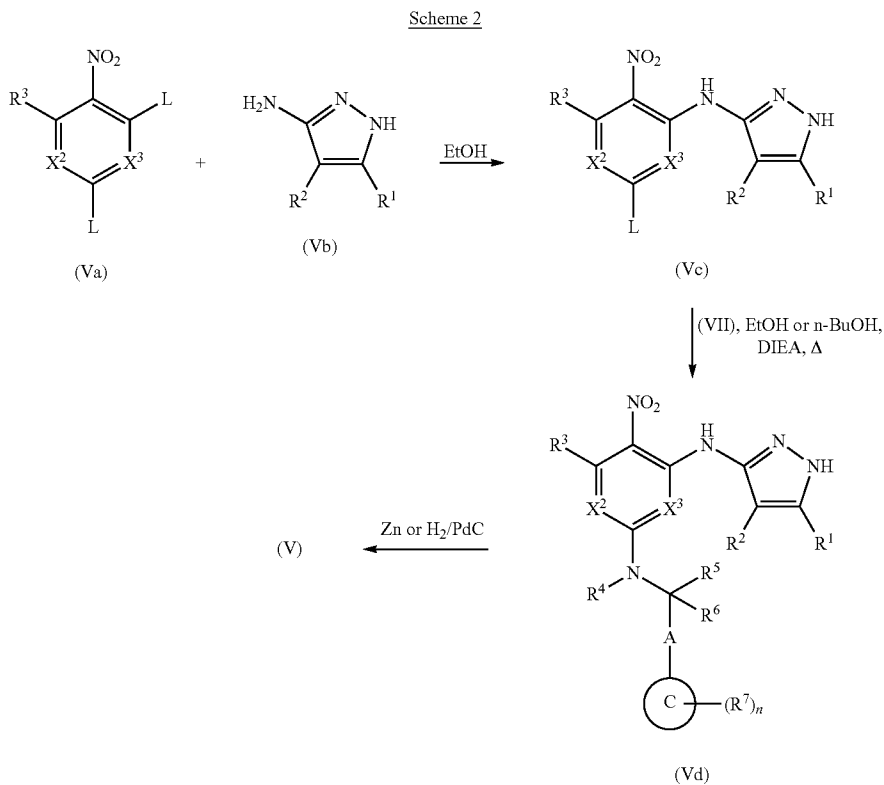
[0192] Compounds of formula (III), (IIa), (IIb) and (IId) are commercially available compounds, or they are known in the literature, or they are prepared by standard processes known in the art.

Process b) Compounds of formula (II) and (IV) may be reacted together under epoxide ring opening reaction conditions for example in the presence of a suitable catalyst such as LiClO_4 , NaClO_4 , $\text{Mg}(\text{ClO}_4)_2$ and a suitable solvent such as CH_3CN and at a temperature in the range from 25 to 80° C.

[0193] Compounds of formula (IV) are commercially available compounds, or they are known in the literature, or they are prepared by standard processes known in the art.

Process c) Compounds of formula (V) and compounds of formula (VI) may be reacted together in a suitable solvent such as ethanol at reflux temperature.

[0194] Compounds (V) may be prepared according to Scheme 2:

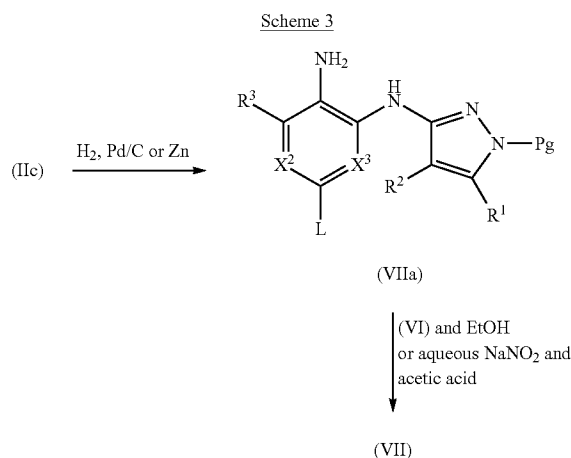


[0195] Compounds of formula (Va), (Vb) and (VI) are commercially available compounds, or they are known in the literature, or they are prepared by standard processes known in the art.

Process d) Compounds of formula (V) and an aqueous NaNO_2 solution may be reacted together in aqueous acetic acid.

Process e) Compounds of formula (VII) and (VIII) may be reacted together under the conditions listed in Process a).

[0196] Compounds of formula (VII) may be prepared according to Scheme 3:



[0197] Compounds of the formula (VIII) are commercially available compounds, or they are known in the literature, or they are prepared by standard processes known in the art.

[0198] Certain intermediates disclosed herein are novel as such they are provided as a further feature of the invention.

[0199] It will be appreciated that certain of the various ring substituents in the compounds of the present invention may be introduced by standard aromatic substitution reactions or generated by conventional functional group modifications either prior to or immediately following the processes mentioned above, and as such are included in the process aspect of the invention. Such reactions and modifications include, for example, introduction of a substituent by means of an aromatic substitution reaction, reduction of substituents, alkylation of substituents and oxidation of substituents. The reagents and reaction conditions for such procedures are well known in the chemical art. Particular examples of aromatic substitution reactions include the introduction of a nitro group using concentrated nitric acid, the introduction of an acyl group using, for example, an acyl halide and Lewis acid (such as aluminium trichloride) under Friedel Crafts conditions; the introduction of an alkyl group using an alkyl halide and Lewis acid (such as aluminium trichloride) under Friedel Crafts conditions; and the introduction of a halogeno group. Particular examples of modifications include the reduction of a nitro group to an amino group by for example, catalytic hydrogenation with a nickel catalyst or treatment with iron in the presence of hydrochloric acid with heating; oxidation of alkythio to alkylsulphinyl or alkylsulphonyl.

[0200] It will also be appreciated that in some of the reactions mentioned herein it may be necessary/desirable to protect any sensitive groups in the compounds. The instances where protection is necessary or desirable and suitable meth-

ods for protection are known to those skilled in the art. Conventional protecting groups may be used in accordance with standard practice (for illustration see T. W. Green, *Protective Groups in Organic Synthesis*, John Wiley and Sons, 1991). Thus, if reactants include groups such as amino, carboxy or hydroxy it may be desirable to protect the group in some of the reactions mentioned herein.

[0201] A suitable protecting group for an amino or alkylamino group is, for example, an acyl group, for example an alkanoyl group such as acetyl, an alkoxy carbonyl group, for example a methoxycarbonyl, ethoxycarbonyl or t-butoxycarbonyl group, an arylmethoxycarbonyl group, for example benzyloxycarbonyl, or an aroyl group, for example benzoyl. The deprotection conditions for the above protecting groups necessarily vary with the choice of protecting group. Thus, for example, an acyl group such as an alkanoyl or alkoxy carbonyl group or an aroyl group may be removed for example, by hydrolysis with a suitable base such as an alkali metal hydroxide, for example lithium or sodium hydroxide. Alternatively an acyl group such as a t-butoxycarbonyl group may be removed, for example, by treatment with a suitable acid as hydrochloric, sulphuric or phosphoric acid or trifluoroacetic acid and an arylmethoxycarbonyl group such as a benzyloxycarbonyl group may be removed, for example, by hydrogenation over a catalyst such as palladium-on-carbon, or by treatment with a Lewis acid for example boron tris(trifluoroacetate). A suitable alternative protecting group for a primary amino group is, for example, a phthaloyl group which may be removed by treatment with an alkylamine, for example dimethylaminopropylamine, or with hydrazine.

[0202] A suitable protecting group for a hydroxy group is, for example, an acyl group, for example an alkanoyl group such as acetyl, an aroyl group, for example benzoyl, or an arylmethyl group, for example benzyl. The deprotection conditions for the above protecting groups will necessarily vary with the choice of protecting group. Thus, for example, an acyl group such as an alkanoyl or an aroyl group may be removed, for example, by hydrolysis with a suitable base such as an alkali metal hydroxide, for example lithium or sodium hydroxide. Alternatively an arylmethyl group such as a benzyl group may be removed, for example, by hydrogenation over a catalyst such as palladium-on-carbon.

[0203] A suitable protecting group for a carboxy group is, for example, an esterifying group, for example a methyl or an ethyl group which may be removed, for example, by hydrolysis with a base such as sodium hydroxide, or for example a t-butyl group which may be removed, for example, by treatment with an acid, for example an organic acid such as trifluoroacetic acid, or for example a benzyl group which may be removed, for example, by hydrogenation over a catalyst such as palladium-on-carbon.

[0204] The protecting groups may be removed at any convenient stage in the synthesis using conventional techniques well known in the chemical art.

DEFINITIONS

[0205] In this specification the term "alkyl" includes both straight and branched chain alkyl groups but references to individual alkyl groups such as "propyl" are specific for the straight chain version only. For example, "C₁₋₆alkyl" and "C₁₋₄alkyl" include methyl, ethyl, propyl, isopropyl and t-butyl. However, references to individual alkyl groups such as 'propyl' are specific for the straight-chained version only and references to individual branched chain alkyl groups such as

'isopropyl' are specific for the branched-chain version only. A similar convention applies to other radicals. The term "halo" refers to fluoro, chloro, bromo and iodo.

[0206] Where optional substituents are chosen from "one or more" groups it is to be understood that this definition includes all substituents being chosen from one of the specified groups or the substituents being chosen from two or more of the specified groups.

[0207] A "heterocyclyl" is a saturated, partially saturated or unsaturated, mono or bicyclic ring containing 4-12 atoms of which at least one atom is chosen from nitrogen, sulphur or oxygen, which may, unless otherwise specified, be carbon or nitrogen linked, wherein a $-\text{CH}_2-$ group can optionally be replaced by a $-\text{C}(\text{O})-$, and a ring sulphur atom may be optionally oxidised to form the S-oxides. Examples and suitable values of the term "heterocyclyl" are morpholino, piperidyl, pyridyl, pyranyl, pyrrolyl, isothiazolyl, indolyl, quinolyl, thienyl, 1,3-benzodioxolyl, thiadiazolyl, piperazinyl, thiazolidinyl, pyrrolidinyl, thiomorpholino, pyrrolinyl, homopiperazinyl, 3,5-dioxapiperidinyl, tetrahydropyranyl, imidazolyl, pyrimidyl, pyrazinyl, pyridazinyl, isoxazolyl, N-methylpyrrolyl, 4-pyridone, 1-isoquinolone, 2-pyrrolidone, 4-thiazolidone, pyridine-N-oxide and quinoline-N-oxide. Further examples and suitable values of the term "heterocyclyl" are morpholino, piperazinyl and pyrrolidinyl. In one aspect of the invention a "heterocyclyl" is a saturated, partially saturated or unsaturated, mono or bicyclic ring containing 5 or 6 atoms of which at least one atom is chosen from nitrogen, sulphur or oxygen, it may, unless otherwise specified, be carbon or nitrogen linked, a $-\text{CH}_2-$ group can optionally be replaced by a $-\text{C}(\text{O})-$ and a ring sulphur atom may be optionally oxidised to form the S-oxides.

[0208] A "carbocyclyl" is a saturated, partially saturated or unsaturated, mono or bicyclic carbon ring that contains 3-12 atoms; wherein a $-\text{CH}_2-$ group can optionally be replaced by a $-\text{C}(\text{O})-$. Particularly "carbocyclyl" is a monocyclic ring containing 5 or 6 atoms or a bicyclic ring containing 9 or 10 atoms. Suitable values for "carbocyclyl" include cyclopropyl, cyclobutyl, 1-oxocyclopentyl, cyclopentyl, cyclopentenyl, cyclohexyl, cyclohexenyl, phenyl, naphthyl, tetralinyl, indanyl or 1-oxoindanyl.

[0209] The term " C_{m-n} " or " C_{m-n} group" used alone or as a prefix, refers to any group having m to n carbon atoms.

[0210] The term "optionally substituted" refers to either groups, structures, or molecules that are substituted and those that are not substituted.

[0211] An example of " C_{1-6} alkanoyloxy" is acetoxy. Examples of " C_{1-6} alkoxycarbonyl" include C_{1-4} alkoxycarbonyl, methoxycarbonyl, ethoxycarbonyl, n- and t-butoxycarbonyl. Examples of " C_{1-6} alkoxy" include C_{1-4} alkoxy, C_{1-3} alkoxy, methoxy, ethoxy and propoxy. Examples of " C_{1-6} alkoxyimino" include C_{1-4} alkoxyimino, C_{1-3} alkoxyimino, methoxyimino, ethoxyimino and propoxyimino. Examples of " C_{1-6} alkanoylamino" include formamido, acetamido and propionylamino. Examples of " C_{1-6} alkylS(O)_n" wherein a is 0 to 2" include C_{1-4} alkylsulphonyl, methylthio, ethylthio, methylsulphinyl, ethylsulphinyl, mesyl and ethylsulphonyl. Examples of " C_{1-6} alkylthio" include methylthio and ethylthio. Examples of " C_{1-6} alkylsulphonylamino" include methylsulphonylamino and ethylsulphsulphonylamino. Examples of " C_{1-6} alkanoyl" include C_{1-4} alkanoyl, propionyl and acetyl. Examples of " $\text{N}-(\text{C}_{1-6}\text{alkyl})\text{amino}$ " include methylamino and ethylamino. Examples of " $\text{N,N}-(\text{C}_{1-6}\text{alkyl})_2\text{amino}$ " include di-N-methylamino, di-(N-ethyl)

amino and N-ethyl-N-methylamino. Examples of " C_{2-6} alkenyl" are vinyl, allyl and 1-propenyl. Examples of " C_{2-6} alkynyl" are ethynyl, 1-propynyl and 2-propynyl. Examples of " $\text{N}-(\text{C}_{1-6}\text{alkyl})\text{sulphamoyl}$ " are N-(methyl)sulphamoyl and N-(ethyl)sulphamoyl. Examples of " $\text{N}-(\text{C}_{1-6}\text{alkyl})_2\text{sulphamoyl}$ " are N,N-(dimethyl)sulphamoyl and N-(methyl)-N-(ethyl)sulphamoyl. Examples of " $\text{N}-(\text{C}_{1-6}\text{alkyl})\text{carbamoyl}$ " are N-(C_{1-4} alkyl)carbamoyl, methylaminocarbonyl and ethylaminocarbonyl. Examples of " $\text{N,N}-(\text{C}_{1-6}\text{alkyl})_2\text{carbamoyl}$ " are N,N-(C_{1-4} alkyl)₂carbamoyl, dimethylaminocarbonyl and methylethylaminocarbonyl.

[0212] "RT" or "rt" means room temperature.

[0213] A suitable pharmaceutically acceptable salt of a compound of the invention is, for example, an acid-addition salt of a compound of the invention which is sufficiently basic, for example, an acid-addition salt with, for example, an inorganic or organic acid, for example hydrochloric, hydrobromic, sulphuric, phosphoric, trifluoroacetic, citric or maleic acid. In addition a suitable pharmaceutically acceptable salt of a compound of the invention which is sufficiently acidic is an alkali metal salt, for example a sodium or potassium salt, an alkaline earth metal salt, for example a calcium or magnesium salt, an ammonium salt or a salt with an organic base which affords a physiologically-acceptable cation, for example a salt with methylamine, dimethylamine, trimethylamine, piperidine, morpholine or tris-(2-hydroxyethyl) amine.

[0214] It should be noted that the compounds claimed in this invention are capable of existing in different resonance structures and thus the compounds claimed herein include all possible resonance structures, for example optical isomers, diastereoisomers and geometric isomers and all tautomeric forms of the compounds of the formula (I).

[0215] It is also to be understood that certain compounds of the formula (I) can exist in solvated as well as unsolvated forms such as, for example, hydrated forms. It is to be understood that the invention encompasses all such solvated forms.

Formulations

[0216] Compounds of the present invention may be administered orally, parenteral, buccal, vaginal, rectal, inhalation, insufflation, sublingually, intramuscularly, subcutaneously, topically, intranasally, intraperitoneally, intrathoracically, intravenously, epidurally, intrathecally, intracerebroventricularly and by injection into the joints.

[0217] The dosage will depend on the route of administration, the severity of the disease, age and weight of the patient and other factors normally considered by the attending physician, when determining the individual regimen and dosage level as the most appropriate for a particular patient.

[0218] An effective amount of a compound of the present invention for use in therapy of cancer is an amount sufficient to symptomatically relieve in a warm-blooded animal, particularly a human the symptoms of cancer, to slow the progression of cancer, or to reduce in patients with symptoms of cancer the risk of getting worse.

[0219] For preparing pharmaceutical compositions from the compounds of this invention, inert, pharmaceutically acceptable carriers can be either solid or liquid. Solid form preparations include powders, tablets, dispersible granules, capsules, cachets, and suppositories.

[0220] A solid carrier can be one or more substance, which may also act as diluents, flavoring agents, solubilizers, lubri-

cants, suspending agents, binders, or tablet disintegrating agents; it can also be an encapsulating material.

[0221] In powders, the carrier is a finely divided solid, which is in a mixture with the finely divided active component. In tablets, the active component is mixed with the carrier having the necessary binding properties in suitable proportions and compacted in the shape and size desired.

[0222] For preparing suppository compositions, a low-melting wax such as a mixture of fatty acid glycerides and cocoa butter is first melted and the active ingredient is dispersed therein by, for example, stirring. The molten homogeneous mixture is then poured into convenient sized molds and allowed to cool and solidify.

[0223] Suitable carriers include magnesium carbonate, magnesium stearate, talc, lactose, sugar, pectin, dextrin, starch, tragacanth, methyl cellulose, sodium carboxymethyl cellulose, a low-melting wax, cocoa butter, and the like.

[0224] Some of the compounds of the present invention are capable of forming salts with various inorganic and organic acids and bases and such salts are also within the scope of this invention. Examples of such acid addition salts include acetate, adipate, ascorbate, benzoate, benzenesulfonate, bicarbonate, bisulfate, butyrate, camphorate, camphorsulfonate, choline, citrate, cyclohexyl sulfamate, diethylenediamine, ethanesulfonate, fumarate, glutamate, glycolate, hemisulfate, 2-hydroxyethylsulfonate, heptanoate, hexanoate, hydrochloride, hydrobromide, hydroiodide, hydroxymaleate, lactate, malate, maleate, methanesulfonate, meglumine, 2-naphthalenesulfonate, nitrate, oxalate, pamoate, persulfate, phenylacetate, phosphate, diphosphate, picrate, pivalate, propionate, quinate, salicylate, stearate, succinate, sulfamate, sulfanilate, sulfate, tartrate, tosylate (p-toluene-sulfonate), trifluoroacetate, and undecanoate. Base salts include ammonium salts, alkali metal salts such as sodium, lithium and potassium salts, alkaline earth metal salts such as aluminum, calcium and magnesium salts, salts with organic bases such as dicyclohexylamine salts, N-methyl-D-glucamine, and salts with amino acids such as arginine, lysine, ornithine, and so forth. Also, basic nitrogen-containing groups may be quaternized with such agents as: lower alkyl halides, such as methyl, ethyl, propyl, and butyl halides; dialkyl sulfates like dimethyl, diethyl, dibutyl; diamyl sulfates; long chain halides such as decyl, lauryl, myristyl and stearyl halides; aralkyl halides like benzyl bromide and others. Non-toxic physiologically-acceptable salts are preferred, although other salts are also useful, such as in isolating or purifying the product.

[0225] The salts may be formed by conventional means, such as by reacting the free base form of the product with one or more equivalents of the appropriate acid in a solvent or medium in which the salt is insoluble, or in a solvent such as water, which is removed in vacuo or by freeze drying or by exchanging the anions of an existing salt for another anion on a suitable ion-exchange resin.

[0226] In order to use a compound of the formula (I) or a pharmaceutically acceptable salt thereof for the therapeutic treatment (including prophylactic treatment) of mammals including humans, it is normally formulated in accordance with standard pharmaceutical practice as a pharmaceutical composition.

[0227] In addition to the compounds of the present invention, the pharmaceutical composition of this invention may also contain, or be co-administered (simultaneously or

sequentially) with, one or more pharmacological agents of value in treating one or more disease conditions referred to herein.

[0228] The term composition is intended to include the formulation of the active component or a pharmaceutically acceptable salt with a pharmaceutically acceptable carrier. For example this invention may be formulated by means known in the art into the form of, for example, tablets, capsules, aqueous or oily solutions, suspensions, emulsions, creams, ointments, gels, nasal sprays, suppositories, finely divided powders or aerosols or nebulisers for inhalation, and for parenteral use (including intravenous, intramuscular or infusion) sterile aqueous or oily solutions or suspensions or sterile emulsions.

[0229] Liquid form compositions include solutions, suspensions, and emulsions. Sterile water or water-propylene glycol solutions of the active compounds may be mentioned as an example of liquid preparations suitable for parenteral administration. Liquid compositions can also be formulated in solution in aqueous polyethylene glycol solution. Aqueous solutions for oral administration can be prepared by dissolving the active component in water and adding suitable colorants, flavoring agents, stabilizers, and thickening agents as desired. Aqueous suspensions for oral use can be made by dispersing the finely divided active component in water together with a viscous material such as natural synthetic gums, resins, methyl cellulose, sodium carboxymethyl cellulose, and other suspending agents known to the pharmaceutical formulation art.

[0230] The pharmaceutical compositions can be in unit dosage form. In such form, the composition is divided into unit doses containing appropriate quantities of the active component. The unit dosage form can be a packaged preparation, the package containing discrete quantities of the preparations, for example, packeted tablets, capsules, and powders in vials or ampoules. The unit dosage form can also be a capsule, cachet, or tablet itself, or it can be the appropriate number of any of these packaged forms.

Combinations

[0231] The anti-cancer treatment defined herein may be applied as a sole therapy or may involve, in addition to the compound of the invention, conventional surgery or radiotherapy or chemotherapy. Such chemotherapy may include one or more of the following categories of anti-tumour agents:

- (i) antiproliferative/antineoplastic drugs and combinations thereof, as used in medical oncology, such as alkylating agents (for example cis-platin, carboplatin, cyclophosphamide, nitrogen mustard, melphalan, chlorambucil, busulphan and nitrosoureas); antimetabolites (for example antifolates such as fluoropyrimidines like 5-fluorouracil and tegafur, raltitrexed, methotrexate, cytosine arabinoside and hydroxyurea); antitumour antibiotics (for example anthracyclines like adriamycin, bleomycin, doxorubicin, daunomycin, epirubicin, idarubicin, mitomycin-C, dactinomycin and mithramycin); antimitotic agents (for example vinca alkaloids like vincristine, vinblastine, vindesine and vinorelbine and taxoids like taxol and taxotere); and topoisomerase inhibitors (for example epipodophyllotoxins like etoposide and teniposide, amsacrine, topotecan and camptothecin);
- (ii) cytostatic agents such as antioestrogens (for example tamoxifen, toremifene, raloxifene, droloxifene and idoxifene), oestrogen receptor down regulators (for example ful-

vestrant), antiandrogens (for example bicalutamide, flutamide, nilutamide and cyproterone acetate), LHRH antagonists or LHRH agonists (for example goserelin, leuprorelin and buserelin), progestogens (for example megestrol acetate), aromatase inhibitors (for example as anastrozole, letrozole, vorazole and exemestane) and inhibitors of 5 α -reductase such as finasteride;

(iii) agents which inhibit cancer cell invasion (for example metalloproteinase inhibitors like marimastat and inhibitors of urokinase plasminogen activator receptor function);

(iv) inhibitors of growth factor function, for example such inhibitors include growth factor antibodies, growth factor receptor antibodies (for example the anti-erbB2 antibody trastuzumab [HerceptinTM] and the anti-erbB1 antibody cetuximab [C225]), farnesyl transferase inhibitors, tyrosine kinase inhibitors and serine/threonine kinase inhibitors, for example inhibitors of the epidermal growth factor family (for example EGFR family tyrosine kinase inhibitors such as N-(3-chloro-4-fluorophenyl)-7-methoxy-6-(3-morpholinopropoxy)quinazolin-4-amine (gefitinib, AZD1839), N-(3-ethynylphenyl)-6,7-bis(2-methoxyethoxy)quinazolin-4-amine (erlotinib, OSI-774) and 6-acrylamido-N-(3-chloro-4-fluorophenyl)-7-(3-morpholinopropoxy)quinazolin-4-amine (CI 1033)), for example inhibitors of the platelet-derived growth factor family and for example inhibitors of the hepatocyte growth factor family;

(v) antiangiogenic agents such as those which inhibit the effects of vascular endothelial growth factor, (for example the anti-vascular endothelial cell growth factor antibody bevacizumab [AvastinTM], compounds such as those disclosed in International Patent Applications WO 97/22596, WO 97/30035, WO 97/32856 and WO 98/13354) and compounds that work by other mechanisms (for example linomide, inhibitors of integrin $\alpha v \beta 3$ function and angiostatin);

(vi) vascular damaging agents such as Combretastatin A4 and compounds disclosed in International Patent Applications WO 99/02166, WO 00/40529, WO 00/41669, WO 01/92224, WO 02/04434 and WO 02/08213;

(vii) antisense therapies, for example those which are directed to the targets listed above, such as ISIS 2503, an anti-ras antisense;

(viii) gene therapy approaches, including for example approaches to replace aberrant genes such as aberrant p53 or aberrant BRCA1 or BRCA2, GDEPT (gene-directed enzyme pro-drug therapy) approaches such as those using cytosine deaminase, thymidine kinase or a bacterial nitroreductase enzyme and approaches to increase patient tolerance to chemotherapy or radiotherapy such as multi-drug resistance gene therapy;

(ix) immunotherapy approaches, including for example ex-vivo and in-vivo approaches to increase the immunogenicity of patient tumour cells, such as transfection with cytokines such as interleukin 2, interleukin 4 or granulocyte-macrophage colony stimulating factor, approaches to decrease T-cell anergy, approaches using transfected immune cells such as cytokine-transfected dendritic cells, approaches using cytokine-transfected tumour cell lines and approaches using anti-idiotypic antibodies; and

(x) other treatment regimes including: dexamethasone, proteasome inhibitors (including bortezomib), isotretinoin (13-cis retinoic acid), thalidomide, revemid, Rituxamab, ALIMTA, Cephalon's kinase inhibitors CEP-701 and CEP-2563, anti-Trk or anti-NGF monoclonal antibodies, targeted radiation therapy with 131I-metaiodobenzylguanidine (131I-

MIBG), anti-G(D2) monoclonal antibody therapy with or without granulocyte-macrophage colony-stimulating factor (GM-CSF) following chemotherapy.

[0232] Such conjoint treatment may be achieved by way of the simultaneous, sequential or separate dosing of the individual components of the treatment. Such combination products employ the compounds of this invention, or pharmaceutically acceptable salts thereof, within the dosage range described hereinbefore and the other pharmaceutically-active agent within its approved dosage range.

Synthesis

[0233] The compounds, or pharmaceutically acceptable salts thereof, of the present invention can be prepared in a number of ways well known to one skilled in the art of organic synthesis. The compounds, or pharmaceutically acceptable salts thereof, of the present invention can be synthesized using the methods described below, together with synthetic methods known in the art of synthetic organic chemistry, or variations thereon as appreciated by those skilled in the art. Such methods include, but are not limited to, those described below. All references cited herein are hereby incorporated in their entirety by reference.

[0234] The novel compounds, or pharmaceutically acceptable salts thereof, of this invention may be prepared using the reactions and techniques described herein. The reactions are performed in solvents appropriate to the reagents and materials employed and are suitable for the transformations being effected. Also, in the description of the synthetic methods described below, it is to be understood that all proposed reaction conditions, including choice of solvent, reaction atmosphere, reaction temperature, duration of the experiment and workup procedures, are chosen to be the conditions standard for that reaction, which should be readily recognized by one skilled in the art. It is understood by one skilled in the art of organic synthesis that the functionality present on various portions of the molecule must be compatible with the reagents and reactions proposed. Such restrictions to the substituents, which are compatible with the reaction conditions, will be readily apparent to one skilled in the art and alternate methods must then be used.

EXAMPLES

[0235] The invention will now be further described with reference to the following illustrative examples in which, unless stated otherwise:

[0236] (i) temperatures are given in degrees Celsius ($^{\circ}$ C.); operations are carried out at room temperature or ambient temperature, that is, in a range of 18-25 $^{\circ}$ C.;

[0237] (ii) organic solutions were dried over anhydrous magnesium sulfate; evaporation of organic solvent was carried out using a rotary evaporator under reduced pressure (4.5-30 mmHg) with a bath temperature of up to 60 $^{\circ}$ C.;

[0238] (iii) chromatography means flash chromatography on silica gel; thin layer chromatography (TLC) was carried out on silica gel plates;

[0239] (iv) in general, the course of reactions was followed by TLC or liquid chromatography/mass spectroscopy (LC/MS) and reaction times are given for illustration only;

- [0240] (v) final products have satisfactory proton nuclear magnetic resonance (NMR) spectra and/or mass spectra data;
- [0241] (vi) yields are given for illustration only and are not necessarily those which can be obtained by diligent process development; preparations were repeated if more material was required;
- [0242] (vii) when given, NMR data is in the form of delta values for major diagnostic protons, given in part per million (ppm) relative to tetramethylsilane (TMS) as an internal standard, determined at 300 MHz in DMSO-d₆ unless otherwise stated;
- [0243] (viii) chemical symbols have their usual meanings;
- [0244] (ix) solvent ratio was given in volume:volume (v/v) terms.
- [0245] (x) the following abbreviations have been used:
- [0246] EtOAc ethyl acetate;
- [0247] EtOH ethanol;
- [0248] THF tetrahydrofuran;
- [0249] DIEA diisopropylethylamine
- [0250] MeOH methanol; and
- [0251] DCM dichloromethane.

Example 1

(2R)-2-[9-(5-Cyclopropyl-1H-pyrazol-3-yl)-6-methyl-9H-purin-2-ylamino]-2-(4-fluorophenyl)ethanol

[0252] A mixture of (R)-2-[5-amino-4-(5-cyclopropyl-1H-pyrazol-3-ylamino)-6-methylpyrimidin-2-ylamino]-2-(4-fluorophenyl)ethanol (Method 40; 0.3 g, 0.8 mmol) and formamide acetate (0.2 g, 1.6 mmol) in EtOH (8 ml) was heated to reflux for 12 hours. The reaction was then concentrated, dissolved in DCM (50 ml), and washed with saturated NaHCO₃ solution (50 ml). The organic layer was then dried, filtered, and concentrated. The resulting solid was purified by column chromatography (DCM:MeOH=20:1) to give the title compound (0.11 g, 35%). NMR (400 MHz, CD₃OD) 8.32 (s, 1H), 7.46-7.43 (m, 2H), 7.06-7.02 (m, 2H), 6.24 (s, 1H), 5.10-5.02 (m, 1H), 3.87-3.75 (m, 2H), 2.61 (s, 3H), 1.99-1.96 (m, 1H), 1.10-1.08 (m, 2H), 0.80-0.75 (m, 2H). MS: Calcd.: 393. Found: [M+H]⁺ 394.

Examples 2-8

[0253] Following a similar procedure to Example 1, the following compounds were synthesized from a suitable amino-pyrimidine by treatment with formamide acetate (or acetamide hydrochloride for Example 6).

Ex	Compound	NMR	SM
2	9-(5-Cyclopropyl-1H-pyrazol-3-yl)-N-[(1S)-1-(4-fluorophenyl)ethyl]-9H-purin-2-amine	0.77 (m, 2H), 1.02 (m, 2H), 1.42 (m, 3H), 1.98 (m, 1H), 5.04 (br s, 1H), 6.30 (m, 1H), 7.09 (m, 2H), 7.43 (m, 2H), 7.85 (br s, 1H), 8.38 (s, 1H), 8.68 (s, 1H), 12.73 (s, 1H)	Method 41
3	(2R)-2-[[9-(5-Cyclopropyl-1H-pyrazol-3-yl)-9H-purin-2-yl]amino]-2-(4-fluorophenyl)ethanol	0.77 (m, 2H), 1.04 (m, 2H), 1.99 (m, 1H), 3.63 (m, 2H), 4.91 (m, 1H), 6.20 (m, 1H), 7.09 (m, 2H), 7.43 (m, 2H), 7.60 (br s, 1H), 8.38 (s, 1H), 8.68 (s, 1H), 12.73 (s, 1H)	Method 42
4	9-(5-Cyclopropyl-1H-pyrazol-3-yl)-N-(4-fluorobenzyl)-9H-purin-2-amine	0.71 (m, 2H), 0.99 (m, 2H), 1.96 (m, 1H), 4.50 (m, 2H), 6.34 (m, 1H), 7.09 (m, 2H), 7.39 (m, 2H), 7.88 (br s, 1H), 8.39 (s, 1H), 8.70 (s, 1H), 12.74 (s, 1H)	Method 43
5	9-(5-Cyclopropyl-1H-pyrazol-3-yl)-N-[(1R)-1-(4-fluorophenyl)ethyl]-9H-purin-2-amine	0.75 (m, 2H), 1.02 (m, 2H), 1.42 (m, 3H), 1.98 (m, 1H), 5.04 (br s, 1H), 6.28 (m, 1H), 7.09 (m, 2H), 7.44 (m, 2H), 7.85 (br s, 1H), 8.37 (s, 1H), 8.67 (s, 1H), 12.73 (s, 1H)	Method 44
6	9-(5-Cyclopropyl-1H-pyrazol-3-yl)-N-[(1S)-1-(4-fluorophenyl)ethyl]-8-methyl-9H-purin-2-amine	(CDCl ₃): 0.71 (m, 2H), 0.95 (m, 2H), 1.45 (m, 3H), 1.86 (m, 1H), 2.60 (s, 3H), 5.07 (m, 1H), 5.80 (br s, 1H), 6.05 (s, 1H), 6.90 (m, 2H), 7.30 (m, 2H), 8.59 (s, 1H), 11.74 (br s, 1H)	Method 41
7	(2R)-2-(4-Fluorophenyl)-2-(9-(5-methyl-1H-pyrazol-3-yl)-9H-purin-2-ylamino)ethanol	(400 MHz) 12.68 (s, 1H), 8.70 (s, 1H), 8.40 (s, 1H), 7.61 (b, 1H), 7.46 (m, 2H), 7.12 (m, 2H), 6.38 (b, 1H), 4.93 (m, 2H), 3.65 (m, 2H), 2.34 (s, 3H). MS: Calcd.: 353; Found: [M + H] ⁺ 354.	Method 45
8	N-((S)-1-(4-Fluorophenyl)ethyl)-9-(5-isopropoxy-1H-pyrazol-3-yl)-9H-purin-2-amine	(400 MHz) 12.57 (s, 1H), 8.70 (s, 1H), 8.39 (s, 1H), 7.92 (b, 1H), 7.44 (m, 2H), 7.09 (m, 2H), 6.05 (b, 1H), 5.10 (b, 1H), 4.53 (m, 1H), 1.46 (d, J = 6.8 Hz, 3H), 1.40 and 1.35 (d, J = 6.0 Hz, 6H). MS: Calcd.: 381; Found: [M + H] ⁺ 382.	Method 46

Example 9

(2R)-2-[3-(5-Cyclopropyl-1H-pyrazol-3-yl)-7-methyl-3H-[1,2,3]-triazolo[4,5-d]pyrimidin-5-ylamino]-2-(4-fluorophenyl)ethanol

[0254] To a solution of (R)-2-[5-amino-4-(5-cyclopropyl-1H-pyrazol-3-ylamino)-6-methylpyrimidin-2-ylamino]-2-(4-fluorophenyl)ethanol (Method 40; 0.18 g, 0.47 mmol) in aqueous acetic acid (5%, 3 ml) was added dropwise the aqueous solution of NaNO₂ (0.032 g, 0.47 mmol, 1 ml H₂O) at 25° C. The reaction was allowed to stir for an additional 5 minutes, treated with water (10 ml), and extracted with DCM (3×25 ml). The organic layer was washed with saturated NaHCO₃ solution (50 ml), dried, filtered, and concentrated. The resulting solid was purified by column chromatography (DCM:MeOH=30:1) to give the title compound (0.15 g, 81%). NMR (400 MHz, CD₃OD) 7.46-7.42 (m, 2H), 7.06-7.01 (m, 2H), 6.21 (s, 1H), 5.14-5.06 (m, 1H), 3.86-3.79 (m, 2H), 2.74 (s, 3H), 2.03-2.01 (m, 1H), 1.11-1.08 (m, 2H), 0.83-0.79 (m, 2H). MS: Calcd.: 394. Found: [M+H]⁺ 395.

Example 10

3-(5-Cyclopropyl-1H-pyrazol-3-yl)-N—[(S)-1-(4-fluorophenyl)ethyl]-3H-[1,2,3]-triazolo[4,5-d]pyrimidin-5-amine

[0255] To a solution of (S)—N⁴-(5-cyclopropyl-1H-pyrazol-3-yl)-N²-[1-(4-fluorophenyl)ethyl]pyrimidine-2,4,5-triamine (Method 8; 0.04 g, 0.1 mmol) in aqueous acetic acid (5%, 3 ml) was slowly added an aqueous NaNO₂ solution (0.008 g, 0.1 mmol, 1 ml H₂O). The reaction was allowed to stir for an additional 5 minutes, treated with water (10 ml), and extracted with DCM (3×25 ml). The combined organic layer was washed with saturated NaHCO₃ solution (50 ml), dried, filtered, and concentrated. The resulting solid was purified by column chromatography (DCM:MeOH=15:1) to give the title compound (0.015 g, 40%). NMR (400 MHz, CD₃OD) 9.05 (s, 1H), 7.44-7.41 (m, 2H), 7.03-6.99 (m, 2H), 6.23 (s, 1H), 5.16-5.07 (m, 1H), 2.03-2.00 (m, 1H), 1.55 (d, J=6.8 Hz, 3H), 1.11-1.09 (m, 2H), 0.85-0.80 (m, 2H). MS: Calcd.: 364. Found: [M+H]⁺ 365.

Example 11

Ethyl 9-(5-cyclopropyl-1H-pyrazol-3-yl)-2-[(S)-1-(4-fluorophenyl)ethylamino]-9H-purine-6-carboxylate

[0256] A mixture of (S)-ethyl 5-amino-6-(5-cyclopropyl-1H-pyrazol-3-ylamino)-2-[1-(4-fluorophenyl)ethylamino]pyrimidine-4-carboxylate (Method 47; 0.6 g, 1.4 mmol) and formamidine acetate (0.32 g, 3.1 mmol) in EtOH (20 ml) was heated to reflux for 12 hours. The reaction was then concentrated, and the resulting residue was dissolved in EtOAc (50 ml) and washed with saturated NaHCO₃ solution (50 ml). The organic layer was dried, filtered, and concentrated. The resulting solid was purified by column chromatography (DCM:

MeOH=20:1) to give the title compound (0.058 g, 8%). NMR (400 MHz, CD₃OD) 8.48 (s, 1H), 7.45-7.41 (m, 2H), 7.03-6.99 (m, 2H), 6.25 (s, 1H), 5.12-5.03 (m, 1H), 4.50 (q, J=7.2 Hz, 2H), 2.00-1.96 (m, 1H), 1.54 (d, J=7.0 Hz, 3H), 1.44 (t, J=7.2 Hz, 3H), 1.10-1.08 (m, 2H), 0.81-0.74 (m, 2H). MS: Calcd.: 435. Found: [M+H]⁺ 436.

Example 12

[9-(5-Cyclopropyl-1H-pyrazol-3-yl)-2-[(S)-1-(4-fluorophenyl)ethylamino]-9H-purin-6-yl]methanol

[0257] A solution of ethyl 9-(5-cyclopropyl-1H-pyrazol-3-yl)-2-[(S)-1-(4-fluorophenyl)ethylamino]-9H-purine-6-carboxylate (Example 11; 0.03 g, 0.069 mmol) in THF (3 ml) was cooled to 0° C. To which was slowly added lithium aluminium hydride (1.0 M in THF, 0.076 ml, 1.1 eq.). The reaction mixture was stirred at 0° C. for 30 minutes, at which point sodium sulfate decahydrate was added until bubbling stopped. The reaction was then filtered through a plug of celite, washed with THF (3×30 ml), and concentrated. The resulting residue was purified by column chromatography (DCM:MeOH=15:1) to give the title compound (0.09 g, 33%). NMR (400 MHz, CDCl₃) 8.27 (s, 1H), 7.39-7.36 (m, 2H), 7.03-6.98 (m, 2H), 6.32 (s, 1H), 5.65-5.64 (m, 1H), 5.10-5.07 (m, 1H), 5.03 (s, 2H), 3.87-3.85 (m, 1H), 1.93-1.88 (m, 1H), 1.57 (d, J=6.8 Hz, 3H), 1.08-1.06 (m, 2H), 0.81-0.77 (m, 2H). MS: Calcd.: 393. Found: [M+H]⁺ 394.

Example 13

3-(5-Cyclopropyl-1H-pyrazol-3-yl)-N—[(S)-1-(4-fluorophenyl)ethyl]-3H-imidazo[4,5-b]pyridin-5-amine

[0258] A mixture of (S)—N²-(5-cyclopropyl-1H-pyrazol-3-yl)-N⁶-[1-(4-fluorophenyl)ethyl]pyridine-2,3,6-triamine (Method 48; 0.240 g, 0.68 mmol) and formamidine acetate (0.113 g, 1.09 mmol) in EtOH (5 ml) was heated at reflux for 2 hours. After cooling to 25° C., the reaction mixture was treated with saturated NaHCO₃ solution (10 ml) and EtOAc (30 ml). The organic layer was separated, washed with brine (10 ml), and dried over Na₂SO₄. The solvent was removed under reduced pressure and the residue was purified by column chromatography (hexane:EtOAc=1:3) to give the title compound as an off-white solid (0.144 g, 58%). NMR (400 MHz) 12.57 (s, 1H), 8.25 (s, 1H), 7.72 (d, J=8.4 Hz, 1H), 7.41 (m, 2H), 7.32 (d, J=6.4 Hz, 1H), 7.10 (m, 2H), 6.56 (d, J=8.8 Hz, 1H), 6.26 (s, 1H), 4.99 (m, 1H), 1.97 (m, 1H), 1.45 (d, J=6.8 Hz, 3H), 1.04 (m, 2H), 0.78-0.69 (m, 2H). MS: Calcd.: 362. Found: [M+H]⁺ 363.

Examples 14-26

[0259] Following a similar procedure to Example 13, the following compounds were synthesized from a suitable amino-pyridine followed by treatment with formamidine acetate.

Ex. Compound	NMR/MS	SM
14 N-(4-Fluorobenzyl)-3-(5-cyclopropyl-1H-pyrazol-3-yl)-3H-	NMR (400 MHz) 12.59 (s, 1H), 8.27 (s, 1H), 7.74 (d, J = 8.4 Hz, 1H), 7.40 (m, 2H), 7.13 (m, 2H), 6.54 (d, J = 8.8 Hz, 1H), 6.36 (s, 1H),	Method 49

-continued

Ex. Compound	NMR/MS	SM
imidazo[4,5-b]pyridin-5-amine	4.50 (d, J = 5.6 Hz, 2H), 1.95 (m, 1H), 1.00 (m, 2H), 0.68 (m, 2H). MS: Calcd.: 348; Found: [M + H] ⁺ 349.	
15 (2R)-2-[3-(5-Cyclopropyl-1H-pyrazol-3-yl)-3H-imidazo[4,5-b]pyridin-5-ylamino]-2-(4-fluorophenyl)ethanol	(400 MHz) 12.58 (s, 1H), 8.26 (s, 1H), 7.72 (d, J = 8.8 Hz, 1H), 7.43 (m, 2H), 7.24 (d, J = 6.4 Hz, 1H), 7.09 (m, 2H), 6.62 (d, J = 8.8 Hz, 1H), 6.28 (s, 1H), 4.91 (m, 1H), 3.64 (t, J = 6.0 Hz, 1H), 3.30 (m, 2H), 2.00 (m, 1H), 1.06 (m, 2H), 0.70-0.80 (m, 2H). MS: Calcd.: 378; Found: [M + H] ⁺ 379	Method 50
16 2-[3-(5-Cyclopropyl-1H-pyrazol-3-yl)-3H-imidazo[4,5-b]pyridin-5-ylamino]-2-(4-fluorophenyl)propane-1,3-diol	(400 MHz) 12.49 (s, 1H), 8.20 (s, 1H), 7.71 (d, J = 8.8 Hz, 1H), 7.45 (m, 2H), 7.07 (m, 2H), 6.75 (s, 1H), 6.71 (d, J = 8.8 Hz, 1H), 5.55 (s, 1H), 4.86 (t, J = 5.2 Hz, 2H), 3.96 (m, 4H), 1.86 (m, 1H), 1.00 (m, 2H), 0.60 (m, 2H). MS: Calcd.: 408; Found: [M + H] ⁺ 409	Method 51
17 6-Chloro-3-(5-cyclopropyl-1H-pyrazol-3-yl)-N-[(S)-1-(4-fluorophenyl)ethyl]-3H-imidazo[4,5-b]pyridin-5-amine	(400 MHz) 12.65 (s, 1H), 8.36 (s, 1H), 8.05 (s, 1H), 7.46 (m, 2H), 7.10 (m, 2H), 5.80 (d, J = 6.8 Hz, 1H), 6.21 (s, 1H), 5.17 (m, 1H), 1.99 (m, 1H), 1.56 (d, J = 7.20 Hz, 3H), 1.06 (m, 2H), 0.70-0.80 (m, 2H). MS: Calcd.: 396; Found: [M + H] ⁺ 397.	Method 52
18 N-(4-Fluorobenzyl)-6-chloro-3-(5-cyclopropyl-1H-pyrazol-3-yl)-3H-imidazo[4,5-b]pyridin-5-amine	(400 MHz) 12.66 (s, 1H), 8.37 (s, 1H), 8.06 (s, 1H), 7.40 (m, 3H), 7.11 (m, 2H), 6.20 (s, 1H), 4.60 (d, J = 6.0 Hz, 1H), 1.94 (m, 1H), 1.01 (m, 2H), 0.65 (m, 2H). MS: Calcd.: 382; Found: [M + H] ⁺ 383.	Method 53
19 (2R)-2-[6-Chloro-3-(5-cyclopropyl-1H-pyrazol-3-yl)-3H-imidazo[4,5-b]pyridin-5-ylamino]-2-(4-fluorophenyl)ethanol	(400 MHz) 12.64 (s, 1H), 8.38 (s, 1H), 8.09 (s, 1H), 7.44 (m, 2H), 7.12 (m, 2H), 6.65 (d, J = 6.0 Hz, 1H), 6.13 (s, 1H), 5.14 (t, J = 5.6 Hz, 1H), 5.04 (m, 1H), 3.69-3.80 (m, 2H), 1.98 (m, 1H), 1.06 (m, 2H), 0.70-0.80 (m, 2H). MS: Calcd.: 412; Found: [M + H] ⁺ 413.	Method 54
20 (2R)-2-[6-Chloro-3-(5-methyl-1H-pyrazol-3-yl)-3H-imidazo[4,5-b]pyridin-5-ylamino]-2-(4-fluorophenyl)ethanol	(400 MHz) 12.57 (s, 1H), 8.39 (s, 1H), 8.10 (s, 1H), 7.46 (m, 2H), 7.13 (m, 2H), 6.63 (d, J = 5.2 Hz, 1H), 6.15 (s, 1H), 5.16 (t, J = 5.6 Hz, 1H), 4.99 (m, 1H), 3.67-3.79 (m, 2H), 2.31 (s, 3H). MS: Calcd.: 386; Found: [M + H] ⁺ 387.	Method 55
21 3-(5-Isopropoxy-1H-pyrazol-3-yl)-N-((S)-1-(pyridin-2-yl)ethyl)-3H-imidazo[4,5-b]pyridin-5-amine	(400 MHz) 12.38 (s, 1H), 8.49 (d, J = 4.0 Hz, 1H), 8.27 (s, 1H), 7.75 (d, J = 8.8 Hz, 1H), 7.67 (m, 1H), 7.44 (d, J = 6.4 Hz, 1H), 7.36 (d, J = 7.6 Hz, 1H), 7.20 (m, 1H), 6.63 (d, J = 8.8 Hz, 1H), 6.02 (s, 1H), 5.06 (m, 1H), 4.49 (m, 1H), 1.49 (d, J = 6.8 Hz, 3H), 1.40 (d, J = 6.0 Hz, 3H), 1.35 (d, J = 5.6 Hz, 3H). MS: Calcd.: 363; Found: [M + H] ⁺ 364.	Method 56
22 N-((S)-1-(4-Fluorophenyl)ethyl)-3-(5-isopropoxy-1H-pyrazol-3-yl)-3H-imidazo[4,5-b]pyridin-5-amine	(400 MHz) 12.42 (s, 1H), 8.26 (s, 1H), 7.73 (d, J = 8.8 Hz, 1H), 7.42 (m, 2H), 7.36 (d, J = 6.8 Hz, 1H), 7.09 (m, 2H), 6.58 (d, J = 8.8 Hz, 1H), 5.99 (s, 1H), 5.04 (m, 1H), 4.46 (m, 1H), 1.46 (d, J = 6.8 Hz, 3H), 1.40 (d, J = 6.0 Hz, 3H), 1.33 (d, J = 6.0 Hz, 3H). MS: Calcd.: 380; Found: [M + H] ⁺ 381.	Method 57
23 (2R)-2-(4-Fluorophenyl)-2-(3-(5-isopropoxy-1H-pyrazol-3-yl)-3H-imidazo[4,5-b]pyridin-5-ylamino)ethanol	(400 MHz) 12.43 (b, 1H), 8.26 (s, 1H), 7.74 (d, J = 8.8 Hz, 1H), 7.42 (m, 2H), 7.30 (d, J = 6.8 Hz, 1H), 7.10 (m, 2H), 6.64 (d, J = 8.8 Hz, 1H), 6.01 (s, 1H), 5.00 (t, J = 6.4 Hz, 1H), 4.95 (m, 1H), 3.67 (m, 2H), 1.41 (d, J = 6.0 Hz, 3H), 1.35 (d, J = 6.0 Hz, 3H). MS: Calcd.: 396; Found: [M + H] ⁺ 397.	Method 58
24 6-Chloro-N-((S)-1-(4-fluorophenyl)ethyl)-3-(5-isopropoxy-1H-pyrazol-3-yl)-3H-imidazo[4,5-b]pyridin-5-amine	(400 MHz) 12.52 (s, 1H), 8.39 (s, 1H), 8.08 (s, 1H), 7.46 (m, 2H), 7.09 (m, 2H), 6.83 (d, J = 7.2 Hz, 1H), 5.95 (s, 1H), 5.23 (m, 1H), 4.49 (m, 1H), 1.57 (d, J = 6.8 Hz, 3H), 1.41 and 1.34 (d, J = 6.0 Hz, 6H). MS: Calcd.: 414; Found: [M + H] ⁺ 415.	Method 59
25 3-(5-Cyclopropyl-1H-pyrazol-3-yl)-N-((S)-1-(pyridin-2-yl)ethyl)-	(400 MHz) 12.56 (s, 1H), 8.54 (d, J = 4.8 Hz, 1H), 8.26 (s, 1H), 7.74 (d, J = 8.8 Hz, 1H), 7.67 (m, 1H), 7.43 (d, J = 6.0 Hz, 1H), 7.36 (d, J = 8.0 Hz,	Method 60

-continued

Ex. Compound	NMR/MS	SM
3H-imidazo[4,5-b]pyridin-5-amine	1H), 7.20 (m, 1H), 6.62 (d, J = 8.8 Hz, 1H), 6.22 (s, 1H), 5.01 (m, 1H), 1.97 (m, 1H), 1.49 (d, J = 6.8 Hz, 3H), 1.03 (m, 2H), 0.81-0.70 (m, 2H). MS: Calcd.: 345; Found: [M + H] ⁺ 346.	
26 (2R)-2-(4-Fluorophenyl)-2-(3-(5-methyl-1H-pyrazol-3-yl)-3H-imidazo[4,5-b]pyridin-5-ylamino)ethanol	(400 MHz) 12.53 (b, 1H), 8.27 (s, 1H), 7.73 (d, J = 8.8 Hz, 1H), 7.44 (m, 2H), 7.24 (d, J = 6.8 Hz, 1H), 7.13 (m, 2H), 6.62 (d, J = 8.8 Hz, 1H), 6.34 (s, 1H), 4.96 (t, J = 5.6 Hz, 1H), 4.91 (m, 1H), 3.65 (m, 2H), 2.32 (s, 3H). MS: Calcd.: 352; Found: [M + H] ⁺ 353.	Method 61

Example 27

3-(5-Cyclopropyl-1H-pyrazol-3-yl)-N—[(S)-1-(4-fluorophenyl)ethyl]-3H-benzo[d]imidazol-5-amine

[0260] A mixture of (S)—N³-(5-cyclopropyl-1H-pyrazol-3-yl)-N¹-[1-(4-fluorophenyl)ethyl]benzene-1,3,4-triamine (Method 62; 0.395 g, 1.12 mmol) and formamidine acetate (0.234 g, 2.25 mmol) in EtOH (5 ml) was heated at reflux for 2 hrs. After cooling to 25° C., the reaction mixture was treated with saturated sodium bicarbonate solution (10 ml) and EtOAc (30 ml). The organic layer was separated, washed with brine (10 ml), and dried over Na₂SO₄. The solvent was removed under reduced pressure and the residue was purified

by column chromatography (EtOAc) to give the title compound as an off-white solid (0.205 g, 50%). NMR (400 MHz) 12.65 (s, 1H), 8.17 (s, 1H), 7.43 (m, 2H), 7.33 (d, J=8.8 Hz, 1H), 7.10 (m, 2H), 6.90 (s, 1H), 6.62 (d, J=8.8 Hz, 1H), 6.25 (d, J=6.4 Hz, 1H), 6.08 (s, 1H), 4.51 (m, 1H), 1.96 (m, 1H), 1.43 (d, J=6.8 Hz, 3H), 1.02 (m, 2H), 0.76 (m, 2H). MS: Calcd.: 361. Found: [M+H]⁺ 362.

Examples 28-32

[0261] Following a similar procedure to Example 27, the following compounds were synthesized from a suitable aminobenzene by treatment with formamidine acetate.

Ex. Compound	NMR/MS	SM
28 (2R)-2-[3-(5-Cyclopropyl-1H-pyrazol-3-yl)-3H-benzo[d]imidazol-5-ylamino]-2-(4-fluorophenyl)ethanol	(400 MHz) 12.65 (s, 1H), 8.18 (s, 1H), 7.44 (m, 2H), 7.34 (d, J = 8.8 Hz, 1H), 7.11 (m, 2H), 6.92 (s, 1H), 6.65 (d, J = 8.8 Hz, 1H), 6.08 (s, 1H), 6.07 (d, J = 5.6 Hz, 1H), 4.95 (t, J = 5.6 Hz, 1H), 4.40 (m, 1H), 3.61 (t, J = 5.6 Hz, 2H), 1.95 (m, 1H), 1.01 (m, 2H), 0.76 (m, 2H). MS: Calcd.: 377; Found: [M + H] ⁺ 378.	Method 63
29 N-(4-Fluorobenzyl)-3-(5-cyclopropyl-1H-pyrazol-3-yl)-3H-benzo[d]imidazol-5-amine	(400 MHz) 12.66 (s, 1H), 8.21 (s, 1H), 7.42 (m, 2H), 7.38 (d, J = 8.8 Hz, 1H), 7.12 (m, 2H), 7.04 (s, 1H), 6.66 (d, J = 8.8 Hz, 1H), 6.32 (t, J = 6.0 Hz, 1H), 6.20 (s, 1H), 4.28 (d, J = 4.8 Hz, 2H), 1.96 (m, 1H), 0.99 (m, 2H), 0.75 (m, 2H). MS: Calcd.: 347; Found: [M + H] ⁺ 348.	Method 64
30 N-[(S)-1-(4-Fluorophenyl)ethyl]-3-(5-isopropoxy-1H-pyrazol-3-yl)-3H-benzo[d]imidazol-5-amine	(400 MHz) 12.45 (s, 1H), 8.18 (s, 1H), 7.42 (m, 2H), 7.34 (d, J = 8.4 Hz, 1H), 7.09 (m, 2H), 6.93 (s, 1H), 6.63 (d, J = 8.4 Hz, 1H), 6.27 (d, J = 6.4 Hz, 1H), 5.88 (s, 1H), 4.50 (m, 2H), 1.43 (d, J = 6.8 Hz, 3H), 1.36 (m, 6H). MS: Calcd.: 379; Found: [M + H] ⁺ 380.	Method 65
31 3-(5-Cyclopropyl-1H-pyrazol-3-yl)-N-((S)-1-(pyridin-2-yl)ethyl)-3H-benzo[d]imidazol-5-amine	(400 MHz) 12.68 (s, 1H), 8.52 (d, J = 4.4 Hz, 1H), 8.18 (s, 1H), 7.69 (m, 1H), 7.40 (d, J = 7.6 Hz, 1H), 7.35 (d, J = 8.8 Hz, 1H), 7.21 (m, 1H), 6.91 (s, 1H), 6.64 (d, J = 7.6 Hz, 1H), 6.34 (d, J = 6.8 Hz, 1H), 6.10 (d, J = 1.6 Hz, 1H), 4.53 (m, 1H), 1.96 (m, 1H), 1.47 (d, J = 6.8 Hz, 3H), 1.03 (m, 2H), 0.76 (m, 2H). MS: Calcd.: 344; Found: [M + H] ⁺ 345.	Method 67
32 (2R)-2-(4-Fluorophenyl)-2-(3-(5-methyl-1H-pyrazol-3-yl)-3H-benzo[d]imidazol-5-ylamino)ethanol	(400 MHz) 12.61 (s, 1H), 8.22 (s, 1H), 7.44 (m, 2H), 7.35 (d, J = 8.8 Hz, 1H), 7.12 (m, 2H), 6.98 (s, 1H), 6.64 (d, J = 8.4 Hz, 1H), 6.19 (s, 1H), 6.11 (d, J = 6.0 Hz, 1H), 4.96 (t, J = 5.6 Hz, 1H), 4.40 (m, 1H), 3.61 (t, J = 5.6 Hz, 2H), 2.30 (s, 3H). MS: Calcd.: 351; Found: [M + H] ⁺ 352.	Method 68

Example 33

1-(5-Cyclopropyl-1H-pyrazol-3-yl)-6-[(S)-1-(4-fluorophenyl)ethylamino]-1H-benzo[d]imidazol-5-carbonitrile

[0262] A mixture of (S)-5-amino-4-(5-cyclopropyl-1H-pyrazol-3-ylamino)-2-[1-(4-fluorophenyl)ethylamino]benzonitrile (Method 69; 3.85 g, 10.2 mmol) and formamidine acetate (2.13 g, 20.5 mmol) in EtOH (50 ml) was heated at reflux for 2 hrs. After cooling, the reaction mixture was treated with saturated sodium bicarbonate solution (10 ml) and EtOAc (30 ml). The organic layer was separated, washed with brine (10 ml), and dried over Na₂SO₄. The solvent was removed under reduced pressure and the residue was purified by column chromatography (EtOAc:MeOH=30:1) to give the title compound as an off-white solid (3.23 g, 82%). NMR (400 MHz) 12.79 (s, 1H), 8.44 (s, 1H), 7.95 (s, 1H), 7.53 (m, 2H), 7.14 (m, 2H), 7.01 (s, 1H), 6.10 (s, 1H), 6.09 (d, J=7.6 Hz, 1H), 4.63 (m, 1H), 1.97 (m, 1H), 1.55 (d, J=6.8 Hz, 3H), 1.03 (m, 2H), 0.76 (m, 2H). MS: Calcd.: 386. Found: [M+H]⁺ 387.

Example 34

1-(5-Cyclopropyl-1H-pyrazol-3-yl)-6-[(S)-1-(4-fluorophenyl)ethylamino]-1H-benzo[d]imidazol-5-carboxamide

[0263] 1-(5-Cyclopropyl-1H-pyrazol-3-yl)-6-[(S)-1-(4-fluorophenyl)ethylamino]-1H-benzo[d]imidazol-5-carbonitrile (Example 33; 0.30 g, 0.77 mmol) was dissolved in MeOH (10 ml), followed by addition of 25% aqueous KOH solution (0.87 ml, 3.88 mol) and 15 drops of 30% H₂O₂ solution. The reaction was heated at 75° C. for 48 hours. After cooling, the reaction was diluted with H₂O (5 ml). The resulted solid was collected by filtration and dried under vacuum to give the title compound (0.137 g, 44%) as a white solid. NMR (400 MHz) 12.70 (s, 1H), 8.66 (d, J=4.8 Hz, 1H), 8.30 (s, 1H), 8.06 (s, 1H), 8.03 (br, 1H), 7.42 (m, 2H), 7.24 (br, 1H), 7.13 (m, 1H), 6.80 (s, 1H), 6.00 (s, 1H), 4.57 (m, 1H), 1.95 (m, 1H), 1.47 (d, J=6.0 Hz, 3H), 1.02 (m, 2H), 0.74 (m, 2H). MS: Calcd.: 404. Found: [M+H]⁺ 405.

Example 35

[0264] Following a similar procedure to Example 33, the following compounds were synthesized from a suitable aminobenzene by treatment with formamidine acetate.

Ex. Compound	NMR/MS	SM
35 1-(5-Cyclopropyl-1H-pyrazol-3-yl)-6-[(R)-1-(4-fluorophenyl)-2-hydroxyethylamino]-1H-benzo[d]imidazole-5-carbonitrile	(400 MHz) 12.77 (s, 1H), 8.45 (s, 1H), 7.99 (s, 1H), 7.49 (m, 2H), 7.15 (m, 2H), 6.95 (s, 1H), 6.06 (s, 1H), 5.95 (d, J = 4.8 Hz, 1H), 5.32 (t, J = 4.8 Hz, 1H), 3.79 (m, 1H), 3.76 (m, 1H), 3.65 (m, 1H), 1.97 (m, 1H), 1.03 (m, 2H), 0.74 (m, 2H). MS: Calcd.: 402; Found: [M + H] ⁺ 403.	Method 70

Example 36

3-(5-Cyclopropyl-1H-pyrazol-3-yl)-4-fluoro-N-[(S)-1-(4-fluorophenyl)ethyl]-3H-benzo[d]imidazol-5-amine

[0265] A mixture of (S)-N³-(5-cyclopropyl-1H-pyrazol-3-yl)-2-fluoro-N¹-[1-(4-fluorophenyl)ethyl]benzene-1,3,4-triamine (Method 71; 0.370 g, 1.00 mmol) and formamidine acetate (0.209 g, 2.00 mmol) in EtOH (10 ml) was heated at reflux for 1 hour. After cooling, the reaction mixture was treated with saturated sodium bicarbonate solution (5 ml) and EtOAc (15 ml). The organic layer was separated, washed with brine (3 ml), and dried over Na₂SO₄. The solvent was removed under reduced pressure and the residue was purified by column chromatography (hexane:EtOAc=1:1) to give the title compound as an off-white solid (0.125 g, 33%). NMR (400 MHz) 12.79 (s, 1H), 8.08 (s, 1H), 7.45 (m, 2H), 7.20 (d, J=8.4 Hz, 1H), 7.09 (t, J=8.8 Hz, 2H), 6.60 (t, J=8.2 Hz, 1H), 6.19 (s, 1H), 5.68 (d, J=7.2 Hz, 1H), 4.65 (m, 1H), 1.98 (m, 1H), 1.47 (d, J=6.8 Hz, 3H), 1.01 (m, 2H), 0.77 (m, 2H). MS: Calcd.: 379. Found: [M+H]⁺ 380.

Example 37

[0266] Following a similar procedure to Example 36, the following compound was synthesized from a suitable aminobenzene by treatment with formamidine acetate.

Ex. Compound	NMR/MS	SM
37 (2R)-2-[3-(5-Cyclopropyl-1H-pyrazol-3-yl)-4-fluoro-3H-benzo[d]imidazol-5-ylamino]-2-(4-fluorophenyl)ethanol	(400 MHz) 12.78 (s, 1H), 8.09 (s, 1H), 7.44 (m, 2H), 7.20 (d, J = 8.8 Hz, 1H), 7.12 (t, J = 9.0 Hz, 2H), 6.51 (t, J = 8.2 Hz, 1H), 6.21 (s, 1H), 5.50 (d, J = 4.4 Hz, 1H), 5.07 (t, J = 5.8 Hz, 1H), 4.51 (q, J = 6.0 Hz, 1H), 3.58-3.70 (m, 2H), 1.98 (m, 1H), 1.00 (m, 2H), 0.77 (m, 2H). MS: Calcd.: 395; Found: [M + H] ⁺ 396.	Method 72

Example 38

3-(5-Cyclopropyl-1H-pyrazol-3-yl)-6-fluoro-N-[(S)-1-(4-fluorophenyl)ethyl]-3H-benzo[d]imidazol-5-amine

[0267] A mixture of (S)-N³-(5-cyclopropyl-1H-pyrazol-3-yl)-6-fluoro-N¹-[1-(4-fluorophenyl)ethyl]benzene-1,3,4-triamine (Method 73; 0.302 g, 0.816 mmol) and formamidine acetate (0.170 g, 1.63 mmol) in EtOH (10 ml) was heated at reflux for 1 hr. After cooling, the reaction mixture was treated with saturated sodium bicarbonate solution (5 ml) and EtOAc (15 ml). The organic layer was separated, washed with brine (3 ml), and dried over Na₂SO₄. The solvent was removed under reduced pressure and the residue was purified by column chromatography (hexane:EtOAc=1:1) to give the title compound as an off-white solid (0.170 g, 55%). NMR (400 MHz) 12.69 (s, 1H), 8.27 (s, 1H), 7.47 (m, 2H), 7.39 (d, J=12.0 Hz, 1H), 7.12 (t, J=9.0 Hz, 2H), 6.96 (d, J=8.0 Hz, 1H), 6.07 (s, 1H), 5.90 (d, J=4.8 Hz, 1H), 4.56 (m, 1H), 1.96

(m, 1H), 1.51 (d, J=6.8 Hz, 3H), 1.02 (m, 2H), 0.76 (m, 2H). MS: Calcd.: 379. Found: [M+H]⁺380.

Example 39

[0268] Following a similar procedure to Example 38, the following compounds were synthesized from a suitable aminobenzene by treatment with formamidine acetate.

Ex. Compound	NMR/MS	SM
39 (2R)-2-[3-(5-cyclopropyl-1H-pyrazol-3-yl)-6-fluoro-3H-benzo[d]imidazol-5-ylamino]-2-(4-fluorophenyl)ethanol	(400 MHz) 12.69 (s, 1H), 8.29 (s, 1H), 7.47 (m, 3H), 7.14 (t, J = 8.8 Hz, 2H), 6.93 (d, J = 8.0 Hz, 1H), 6.03 (s, 1H), 5.70 (br, 1H), 5.18 (t, J = 5.8 Hz, 1H), 4.45 (m, 1H), 3.62-3.73 (m, 2H), 1.95 (m, 1H), 1.02 (m, 2H), 0.74 (m, 2H). MS: Calcd.: 395; Found: [M + H] ⁺ 396.	Method 74

Example 40

1-(5-Cyclopropyl-1H-pyrazol-3-yl)-N-((S)-1-(4-fluorophenyl)ethyl)-1H-imidazo[4,5-c]pyridin-6-amine

[0269] A mixture of (S)-N^a-(5-cyclopropyl-1H-pyrazol-3-yl)-N²-(1-(4-fluorophenyl)ethyl)pyridine-2,4,5-triamine (Method 88, 0.15 g, 0.43 mmol) and formamidine acetate (0.089 g, 0.85 mmol) in EtOH (5 ml) was heated at reflux for 2 hours. After cooling to 25° C., the reaction mixture was treated with saturated NaHCO₃ solution (10 ml) and EtOAc (30 ml). The organic layer was separated, washed with brine (10 ml), and dried over sodium sulfate. The solvent was removed under reduced pressure and the residue was purified by column chromatography (EtOAc-MeOH=40:1) to give the title compound as an off-white solid (0.092 g, 60%). ¹H NMR (400 MHz) 12.75 (s, 1H), 8.39 (s, 1H), 8.33 (s, 1H), 7.42 (m, 2H), 7.08 (m, 2H), 6.90 (s, 1H), 6.89 (d, J=2.8 Hz, 1H), 6.26 (d, J=1.6 Hz, 1H), 5.00 (m, 1H), 1.96 (m, 1H), 1.42 (d, J=6.8 Hz, 3H), 1.02 (m, 2H), 0.76 (m, 2H). MS: Calcd.: 362. Found: [M+H]⁺363.

Example 41

(2R)-2-(1-(5-Cyclopropyl-1H-pyrazol-3-yl)-1H-imidazo[4,5-c]pyridin-6-ylamino)-2-(4-fluorophenyl)ethanol

[0270] A mixture of (R)-2-(5-amino-4-(5-cyclopropyl-1H-pyrazol-3-ylamino)pyridin-2-ylamino)-2-(4-fluorophenyl)ethanol (Method 93, 0.14 g, 0.38 mmol) and formamidine acetate (0.079 g, 0.76 mmol) in EtOH (5 ml) was heated at reflux for 2 hours. After cooling to 25° C., the reaction mixture was treated with saturated NaHCO₃ solution (10 ml) and EtOAc (30 ml). The organic layer was separated, washed with brine (10 ml), and dried over sodium sulfate. The solvent was removed under reduced pressure and the residue was purified by column chromatography (EtOAc-MeOH=20:1) to give the title compound as an off-white solid (0.22 g, 32%). ¹H NMR (400 MHz) 12.76 (s, 1H), 8.40 (s, 1H), 8.34 (s, 1H), 7.43 (m, 2H), 7.10 (m, 2H), 6.92 (s, 1H), 6.72 (d, J=7.2 Hz, 1H), 6.25

(s, 1H), 4.92 (m, 2H), 3.62 (m, 2H), 1.97 (m, 1H), 1.02 (m, 2H), 0.77 (m, 2H). MS: Calcd.: 378. Found: [M+H]⁺ 379.

Example 42

6-(Aminomethyl)-3-(5-cyclopropyl-1H-pyrazol-3-yl)-N-((S)-1-(4-fluorophenyl)ethyl)-3H-benzo[d]imidazol-5-amine

[0271] To 1-(5-cyclopropyl-1H-pyrazol-3-yl)-6-((S)-1-(4-fluorophenyl)ethylamino)-1H-benzo[d]imidazol-5-carbonitrile (Example 33, 1.25 g, 3.2 mmol) and 10% palladium on carbon (0.69 g, 0.65 mmol) in MeOH (40 ml) was added 15 drops of conc. HCl. The reaction was charged 45 psi hydrogen and shook for 30 hours. The solvent was removed. The residue was dissolved in EtOAc (200 ml), washed with saturated sodium bicarbonate (50 ml) and dried over sodium sulfate. After removal of solvent, the residue was purified by reverse-phase column chromatography (5-50% CH₃CN in H₂O) to give the title compound as an off-white solid (0.81 g, 61%). ¹H NMR (400 MHz) 12.65 (s, 1H), 8.15 (s, 1H), 7.46 (m, 2H), 7.36 (s, 1H), 7.11 (m, 2H), 6.91 (d, J=5.6 Hz, 1H), 6.74 (s, 1H), 5.94 (s, 1H), 4.54 (m, 1H), 3.92 (s, 2H), 2.07-1.91 (m, 3H), 1.48 (d, J=6.4 Hz, 3H), 1.01 (m, 2H), 0.72 (m, 2H). MS: Calcd.: 390. Found: [M+H]⁺ 391.

Example 43

N-((1-(5-Cyclopropyl-1H-pyrazol-3-yl)-6-((S)-1-(4-fluorophenyl)ethylamino)-1H-benzo[d]imidazol-5-yl)methyl)acetamide

[0272] A round bottom flask was charged with 6-(aminomethyl)-3-(5-cyclopropyl-1H-pyrazol-3-yl)-N-((S)-1-(4-fluorophenyl)ethyl)-3H-benzo[d]imidazol-5-amine (Example 42; 0.10 g, 0.256 mmol) and acetic acid loaded TFP resin (1.0 mmol/g loading, 0.256 g, 0.256 mmol) in mixture of THF-DCM (1:1, 3 ml) at 0° C. The resulting solution was stirred vigorously at 0° C. for 1 hour and filtered through a Jones tube. The resulting resin was washed with a THF-DCM solution (1:1, 3x5 ml). After removal of solvent, the residue was purified by column chromatography (EtOAc-MeOH=20:1) to give the title compound as an off-white solid (0.083 g, 75%). ¹H NMR (400 MHz) 12.67 (s, 1H), 8.50 (m, 1H), 8.18 (s, 1H), 7.39 (m, 3H), 7.11 (m, 2H), 6.73 (s, 1H), 6.09 (d, J=6.0 Hz, 1H), 5.96 (s, 1H), 4.53 (m, 1H), 4.42 (m, 1H), 4.31 (m, 1H), 1.93 (m, 1H), 1.93 (s, 3H), 1.47 (d, J=6.4 Hz, 3H), 1.02 (m, 2H), 0.76 (m, 2H). MS: Calcd.: 432. Found: [M+H]⁺ 433.

Example 44

1-(5-Cyclopropyl-1H-pyrazol-3-yl)-6-((S)-1-(4-fluorophenyl)ethylamino)-1H-benzo[d]imidazole-4-carbonitrile

[0273] The mixture of (S)-2-amino-3-(5-cyclopropyl-1H-pyrazol-3-ylamino)-5-(1-(4-fluorophenyl)ethylamino)benzonitrile (Method 96, 3.95 g, 10 mmol) and formamidine acetate (2.2 g, 21 mmol) in EtOH (50 ml) was heated at reflux for 36 hours. After cooling, the reaction mixture was treated with saturated sodium bicarbonate solution (30 ml) and EtOAc (80 ml). The organic layer was separated, washed with brine (30 ml), and dried over sodium sulfate. The solvent was removed under reduced pressure and the residue was purified by column chromatography (EtOAc) to give the title compound as an off-white solid (1.05 g, 26%). ¹H NMR (400

MHz) 12.80 (s, 1H), 8.45 (s, 1H), 7.43 (m, 2H), 7.31 (d, J=2.0 Hz, 1H), 7.12 (m, 2H), 7.00 (d, J=2.0 Hz, 1H), 6.75 (d, J=6.8 Hz, 1H), 6.22 (d, J=2.0 Hz, 1H), 4.58 (m, 1H), 1.97 (m, 1H), 1.44 (d, J=6.4 Hz, 3H), 1.03 (m, 2H), 0.75 (m, 2H). MS: Calcd.: 386. Found: [M+H]⁺ 387.

Example 45

1-(5-Cyclopropyl-1H-pyrazol-3-yl)-6-((S)-1-(4-fluorophenyl)ethylamino)-1H-benzo[d]imidazol-4-carboxamide

[0274] The mixture of (S)-2-amino-3-(5-cyclopropyl-1H-pyrazol-3-ylamino)-5-(1-(4-fluorophenyl)ethylamino)benzamide (Method 100, 3.95 g, 10 mmol) and formamidine acetate (2.2 g, 21 mmol) in EtOH (50 ml) was heated at reflux for 36 hours. After cooling, the reaction mixture was treated with saturated sodium bicarbonate solution (30 ml) and EtOAc (80 ml). The organic layer was separated, washed with brine (30 ml), and dried over sodium sulfate. The solvent was removed under reduced pressure and the residue was purified by column chromatography (EtOAc-MeOH=30:1) to give the title compound as an off-white solid (0.45 g, 11%). ¹H NMR (400 MHz) 12.79 (s, 1H), 9.00 (d, J=2.8 Hz, 1H), 8.42 (s, 1H), 7.67 (d, J=2.8 Hz, 1H), 7.43 (m, 2H), 7.38 (d, J=2.0 Hz, 1H), 7.09 (m, 3H), 6.59 (d, J=6.4 Hz, 1H), 6.16 (d, J=1.6 Hz, 1H), 4.54 (m, 1H), 1.97 (m, 1H), 1.43 (d, J=6.4 Hz, 3H), 1.02 (m, 2H), 0.76 (m, 2H). MS: Calcd.: 404. Found: [M+H]⁺ 405.

Example 46

3-(5-Cyclopropyl-1H-pyrazol-3-yl)-4,6-difluoro-N-((S)-1-(4-fluorophenyl)ethyl)-3H-benzo[d]imidazol-5-amine

[0275] (S)-N³-(5-Cyclopropyl-1H-pyrazol-3-yl)-2,6-difluoro-N¹-(1-(4-fluorophenyl)ethyl)benzene-1,3,4-triamine (Method 101, 0.278 g, 0.718 mmol) and formamidine acetate (0.149 g, 1.44 mmol) in EtOH (10 ml) was heated at reflux for 1 hour. Saturated sodium bicarbonate solution (5 ml) and EtOAc (15 ml) were added. The organic layer was separated, washed with brine (3 ml) and dried over sodium sulfate. The solvent was removed under reduced pressure and the residue was purified by chromatography (Hex-EtOAc=1:1) to give the title compound as off white solid (0.120 g, 42%). ¹H NMR (400 MHz) 12.83 (s, 1H), 8.20 (s, 1H), 7.36 (m, 2H), 7.31 (d, J=11.2 Hz, 1H), 7.06 (t, J=8.8 Hz, 2H), 6.15 (s, 1H), 5.15 (d, J=10.4 Hz, 1H), 4.67 (m, 1H), 1.98 (m, 1H), 1.46 (d, J=6.8 Hz, 3H), 1.00 (m, 2H), 0.76 (m, 2H). MS: Calcd.: 397. Found: [M+H]⁺ 398.

Example 47

(2R)-2-(3-(5-Cyclopropyl-1H-pyrazol-3-yl)-4,6-difluoro-3H-benzo[d]imidazol-5-ylamino)-2-(4-fluorophenyl)ethanol

[0276] (R)-2-(4-Amino-3-(5-cyclopropyl-1H-pyrazol-3-ylamino)-2,6-difluorophenylamino)-2-(4-fluorophenyl)

ethanol (Method 104, 0.230 g, 0.57 mmol) and formamidine acetate (0.119 g, 1.14 mmol) in EtOH (10 ml) was heated at reflux for 1 hour. Saturated sodium bicarbonate solution (5 ml) and EtOAc (15 ml) were added. The organic layer was separated, washed with brine (3 ml) and dried over sodium sulfate. The solvent was removed under reduced pressure and the residue was purified by chromatography (Hex-EtOAc=1:1) to give the title compound as off white solid (0.070 g, 30%). ¹H NMR (400 MHz) 12.83 (s, 1H), 8.20 (s, 1H), 7.34 (m, 3H), 7.07 (t, J=8.8 Hz, 2H), 6.14 (s, 1H), 5.14 (d, J=9.6 Hz, 1H), 4.97 (t, J=5.6 Hz, 1H), 4.62 (m, 1H), 3.64-3.74 (m, 2H), 1.97 (m, 1H), 1.00 (m, 2H), 0.76 (m, 2H). MS: Calcd.: 413. Found: [M+H]⁺ 414.

Example 48

N-(1,3-Benzodioxol-5-ylmethyl)-3-(5-cyclopropyl-1H-pyrazol-3-yl)-3H-imidazo[4,5-b]pyridin-5-amine

[0277] A mixture of 6-chloro-N-(5-cyclopropyl-1H-pyrazol-3-yl)-3-nitropyridin-2-amine (Method 77, 70 mg, 0.25 mmol), piperonylamine (54 mg, 0.36 mmol), saturated NaHCO₃ (0.5 ml), and anhydrous 1,4-dioxane (0.5 ml) was heated at 100° C. for 3 hours. The reaction was allowed to cool to room temperature, and the solvents were evaporated in a Genevac. The resulting residue was treated with zinc dust (195 mg, 2.98 mmol), formic acid (140 μL, 3.71 mmol), and 1,4-dioxane (0.5 ml), and the resulting mixture was reheated to 100° C. After 4 hours of heating, the reaction was allowed to cool and the volatile components were evaporated using a Genevac. The concentrated reaction mixture was treated with MeOH (1 ml), DCM (1 ml), and Na₂CO₃ (125 mg). This mixture was allowed to stir at room temperature for 45 minutes, at which point the entire mixture was loaded on top of a short column of silica gel (~3 cm long×1.5 cm diameter). The column was flushed with MeOH (~15 ml), and the eluent was concentrated in a Genevac. The title compound was obtained from the residue by crystallization from CHCl₃/MeOH (7.2 mg). ¹H NMR (400 MHz) 0.65-0.76 (m, 2H), 0.99 (m, 2H), 1.96 (m, 1H), 4.41 (m, 2H), 5.94 (s, 2H), 6.45 (s, 1H), 6.52 (m, 1H), 6.75 (m, 1H), 6.83 (m, 1H), 6.92 (m, 1H), 7.35 (m, 1H), 7.71 (m, 2H), 8.27 (s, 1 H), 12.60 (s, 1H). MS: Calcd.: 374. Found: [M+H]⁺ 375.

Examples 49-54

[0278] Following a similar procedure to Example 48, the following compounds were synthesized from a suitable pyridine.

Ex	Compound	NMR/MS	SM
49	3-(5-Cyclopropyl-1H-pyrazol-3-yl)-N-[3-(trifluoromethyl)benzyl]-3H-imidazo[4,5-b]pyridin-5-amine	¹ H NMR (400 MHz) 0.61-0.71 (m, 2 H) 0.96 (m, 2 H) 1.91 (m, 1 H) 4.61 (m, 2 H) 6.32 (s, 1 H) 6.57 (m, 1 H) 7.49-7.60 (m, 2 H) 7.67 (m, 1 H) 7.71 (m, 1 H) 7.76 (m, 1 H) 8.28 (s, 1 H) 12.59 (s, 1 H). MS: Calcd.: 398; Found: [M + H] ⁺ 399.	Method 77
50	3-(5-Cyclopropyl-1H-pyrazol-3-yl)-N-(3,4-difluorobenzyl)-	¹ H NMR (400 MHz) 0.65 (m, 2 H) 0.94-1.04 (m, 2 H) 1.92 (m, 1 H) 4.48 (m, 2 H) 6.29 (s, 1 H) 6.55 (m, 1 H) 7.19 (m, 1 H) 7.33-7.40 (m, 1 H)	Method 77

-continued

Ex	Compound	NMR/MS	SM
51	3H-imidazo[4,5-b]pyridin-5-amine 3-(5-Cyclopropyl-1H-pyrazol-3-yl)-N-((1S)-1-phenylpropyl)-3H-imidazo[4,5-b]pyridin-5-amine	7.46 (m, 1 H) 7.75 (m, 1 H) 8.27 (s, 1 H) 12.60 (s, 1 H). MS: Calcd.: 366; Found: [M + H] ⁺ 367. ¹ H NMR (400 MHz) 0.75 (m, 2 H) 0.92 (m, 3 H) 1.06 (m, 2 H) 1.72 (m, 1 H) 1.84 (m, 1 H) 1.92-2.03 (m, 1 H) 4.74 (m, 1 H) 6.34 (s, 1 H) 6.58 (m, 1 H) 7.18 (m, 2 H) 7.24-7.33 (m, 3 H) 7.34-7.41 (m, 12 H) 7.69 (m, 1 H) 8.24 (s, 1 H), 12.60 (s, 1 H). MS: Calcd.: 358; Found: [M + H] ⁺ 359.	Method 77
52	3-(5-Cyclopropyl-1H-pyrazol-3-yl)-N-[2-(1H-indol-3-yl)ethyl]-3H-imidazo[4,5-b]pyridin-5-amine	¹ H NMR (400 MHz) 0.61-0.69 (m, 2 H) 0.84-0.94 (m, 2 H) 1.90 (m, 1 H) 3.00 (m, 2 H) 3.60 (s, 2 H) 6.48 (m, 1 H) 6.64 (s, 1 H) 6.94 (m, 1 H) 7.05 (m, 1 H) 7.18 (s, 1 H) 7.33 (m, 1 H) 7.53 (m, 1 H) 7.71 (m, 1 H) 8.22 s, 1 H) 10.82 (s, 1 H) 12.60 (s, 1 H). MS: Calcd.: 383; Found: [M + H] ⁺ 384.	Method 77
53	3-(5-Cyclopropyl-1H-pyrazol-3-yl)-N-(2-pyridin-2-ylethyl)-3H-imidazo[4,5-b]pyridin-5-amine	¹ H NMR (400 MHz) 0.73 (m, 2 H) 0.92-1.02 (m, 2 H) 1.97 (m, 1 H) 3.02-3.11 (m, 2 H) 3.62-3.72 (m, 2 H) 6.47 (m, 1 H) 6.70 (s, 1 H) 6.94-7.03 (m, 1 H) 7.22 (m, 1 H) 7.29 (m, 1 H) 7.67-7.77 (m, 2 H) 8.31 (s, 1 H) 8.53 (m, 1 H) 12.64 (s, 1 H). MS: Calcd.: 345; Found: [M + H] ⁺ 346.	Method 77
54	2-({[3-(5-Cyclopropyl-1H-pyrazol-3-yl)-3H-imidazo[4,5-b]pyridin-5-yl]amino}-1-phenylpropan-1-ol	¹ H NMR (400 MHz) 0.77 (m, 2 H) 0.94 (d, J = 6.8 Hz, 34 H) 1.03 (m, 2 H) 1.98-2.09 (m, 1 H) 4.20 (m, 1 H) 4.89-4.99 (m, 1 H) 5.30 (m, 1 H) 6.57 (m, 1 H) 6.62 (s, 1 H) 6.77 (m, 1 H) 7.21 (m, 2 H) 7.33 (m, 2 H) 7.38-7.47 (m, 1 H) 7.72 (m, 1 H) 8.25 (s, 1 H) 12.69 (s, 1 H). MS: Calcd.: 374; Found: [M + H] ⁺ 375.	Method 77

Preparation of Starting Materials:

Method 1

(R)-2-[4-(5-Cyclopropyl-1H-pyrazol-3-ylamino)-6-methyl-5-nitropyrimidin-2-ylamino]-2-(4-fluorophenyl)ethanol

[0279] A solution of 2-chloro-N-(5-cyclopropyl-1H-pyrazol-3-yl)-6-methyl-5-nitropyrimidin-4-amine (Method 75; 1.0 g, 3.4 mmol), DIEA (0.57 g, 4.4 mmol), and (R)-2-amino-2-(4-fluorophenyl)ethanol (0.58 g, 3.7 mmol) in n-BuOH (15 ml) was heated to 60° C. for 2 hours. The reaction was then

cooled to 25° C., concentrated, and treated with hexane. The resulting solid was collected by filtration to give the title compound (1.3 g, 93%). MS: Calcd.: 413. Found: [M+H]⁺ 414.

Methods 2-7

[0280] Following a similar procedure to Method 1, the following compounds were synthesized from 2-chloro-N-(5-cyclopropyl-1H-pyrazol-3-yl)-5-nitropyrimidin-4-amine (Method 76) or 2-chloro-N-(5-isopropoxy-1H-pyrazol-3-yl)-5-nitropyrimidin-4-amine (Method 87) and the appropriate amine.

Meth	Product	NMR/MS	Amine
2	N ⁴ -(5-Cyclopropyl-1H-pyrazol-3-yl)-N ² -[(1S)-1-(4-fluorophenyl)ethyl]-5-nitropyrimidine-2,4-diamine	0.62 (m, 2H), 0.95 (m, 2H), 1.49 (m, 3H), 1.90 (m, 1H), 5.12 (m, 1H), 6.13 (s, 1H), 7.15 (m, 2H), 7.37 (m, 2H), 8.97 (s, 1H), 10.40 (s, 1H). MS: Calcd.: 383; Found: [M + H] ⁺ 384.17	[(1S)-1-(4-fluorophenyl)ethyl]amine
3	(2R)-2-({[3-(5-Cyclopropyl-1H-pyrazol-3-yl)amino]-5-nitropyrimidin-2-yl}amino)-2-(4-fluorophenyl)ethanol	0.68 (m, 2H), 0.98 (m, 2H), 1.93 (m, 3H), 3.67 (m, 2H), 5.02 (m, 1H), 6.20 (s, 1H), 7.19 (m, 2H), 7.37 (m, 2H), 8.97 (s, 1H), 10.40 (s, 1H), 12.36 (br s, 1H). MS: Calcd.: 399; Found: [M + H] ⁺ 400.20	(2R)-2-amino-2-(4-fluorophenyl)ethanol
4	N ⁴ -(5-Cyclopropyl-1H-pyrazol-3-yl)-N ² -(4-fluorobenzyl)-5-nitropyrimidine-2,4-diamine	0.68 (m, 2H), 0.80 (m, 2H), 1.75 (m, 3H), 4.51 (m, 2H), 6.05 (s, 1H), 7.09 (m, 2H), 7.30 (m, 2H), 8.97 (s, 1H), 10.40 (s, 1H). MS: Calcd.: 369; Found: [M + H] ⁺ 370.16	(4-fluorobenzyl)amine
5	N ⁴ -(5-Cyclopropyl-1H-pyrazol-3-yl)-N ² -[(1R)-1-(4-fluorophenyl)ethyl]-	0.63 (m, 2H), 0.95 (m, 2H), 1.49 (m, 3H), 1.90 (m, 1H), 5.11 (m, 1H), 6.14 (s, 1H), 7.15 (m, 2H), 7.37 (m, 2H), 8.97 (s, 1H), 10.40 (s, 1H). MS:	[(1R)-1-(4-fluorophenyl)ethyl]amine

-continued

Meth	Product	NMR/MS	Amine
	5-nitro pyrimidine-2,4-diamine	Calcd.: 383; Found: [M + H] ⁺ 384.23	
6	(R)-2-(4-Fluorophenyl)-2-(4-(5-methyl-1H-pyrazol-3-ylamino)-5-nitropyrimidin-2-ylamino)ethanol	MS: Calcd.: 373; Found: [M + H] ⁺ 374	(R)-2-amino-2-(4-fluorophenyl)ethanol
7	(S)-N ² -(1-(4-Fluorophenyl)ethyl)-N ⁴ -(5-isopropoxy-1H-pyrazol-3-yl)-5-nitropyrimidin-2,4-diamine	(400 MHz) 12.23, 11.99 and 11.69 (s, 1H), 10.52, 10.48 and 10.37 (s, 1H), 9.15 and 9.97 (d, J = 7.2 Hz, 1H), 8.99 (s, 1H), 7.45-7.31 (m, 2H), 7.20-7.08 (m, 2H), 5.99, 5.85 and 5.77 (s, 1H), 5.28, 5.18 and 5.08 (m, 1H), 4.70, 4.63 and 4.32 (m, 1H), 1.50 (d, J = 6.8 Hz, 3H), 1.34-1.23 (m, 6H). MS: Calcd.: 401; Found: [M + H] ⁺ 402.	(S)-1-(4-fluorophenyl)ethylamine

Method 8

(S)—N⁴-(5-Cyclopropyl-1H-pyrazol-3-yl)-N²-[1-(4-fluorophenyl)ethyl]pyrimidine-2,4,5-triamine

[0281] To a suspension of (S)—N⁴-(5-cyclopropyl-1H-pyrazol-3-yl)-N²-[1-(4-fluorophenyl)ethyl]-5-nitropyrimidine-2,4-diamine (Method 9; 0.8 g, 2.0 mmol) and zinc dust (0.7 g, 10.0 mmol) in MeOH:THF (1:1, 50 ml) was slowly added saturated NH₄Cl solution (10 ml) at 25° C. After 3 hours, the reaction mixture was treated with saturated aqueous NH₄OAc solution (40 ml) and allowed to stir for 30 minutes. The reaction was then filtered through a plug of celite with EtOAc (100 ml), and the resulting aqueous layer was extracted with EtOAc (2×100 ml), dried, filtered, and concentrated to give the title compound (0.04 g, 5%). MS: Calcd.: 353. Found: [M+H]⁺ 354.

Method 9

(S)—N⁴-(5-Cyclopropyl-1H-pyrazol-3-yl)-N²-[1-(4-fluorophenyl)ethyl]-5-nitropyrimidine-2,4-diamine

[0282] A mixture of 2-chloro-N-(5-cyclopropyl-1H-pyrazol-3-yl)-5-nitropyrimidin-4-amine (Method 76; 1.0 g, 3.6 mmol), (S)-1-(4-fluorophenyl)ethanamine (0.5 g, 3.6 mmol), and DIEA (0.6 g, 4.6 mmol) in n-BuOH (15 ml) was stirred at 25° C. for 1 hour and then concentrated. The resulting oil was purified by column chromatography (DCM:MeOH=50:1) to give the title compound (0.8 g, 60%). MS: Calcd.: 383. Found: [M+H]⁺ 384.

Method 10

(S)-Ethyl 6-(5-cyclopropyl-1H-pyrazol-3-ylamino)-2-[1-(4-fluorophenyl)ethylamino]-5-nitropyrimidine-4-carboxylate

[0283] A solution of ethyl 2-chloro-6-(5-cyclopropyl-1H-pyrazol-3-ylamino)-5-nitropyrimidine-4-carboxylate (Method 11; 1.0 g, 2.8 mmol) and (S)-1-(4-fluorophenyl)ethanamine (0.43 g, 3.1 mmol) in EtOH (20 ml) was stirred at 25° C. for 1 hour. The reaction was concentrated, treated with water (50 ml), extracted with DCM (3×50 ml), dried, filtered, and concentrated. The residue was then purified by column

chromatography (DCM:MeOH=50:1) to give the title compound (0.7 g, 53%). MS: Calcd.: 455. Found: [M+H]⁺ 456.

Method 11

Ethyl 2-Chloro-6-(5-cyclopropyl-1H-pyrazol-3-ylamino)-5-nitropyrimidine-4-carboxylate

[0284] To a THF (20 ml) solution of ethyl 2,6-dichloro-5-nitropyrimidine-4-carboxylate (1.0 g, 3.80 mmol) was slowly added the 5-cyclopropyl-1H-pyrazol-3-amine (0.48 g, 3.85 mmol) in THF (5 ml) at 0° C. The reaction was stirred at 0° C. for 10 minutes, treated with water (50 ml), and then extracted with DCM (3×50 ml), dried, filtered, and concentrated to give the title compound (1.2 g). MS: Calcd.: 352. Found: [M+H]⁺ 353.

Method 12

(S)—N²-(5-Cyclopropyl-1H-pyrazol-3-yl)-N⁶-[1-(4-fluorophenyl)ethyl]-3-nitropyridine-2,6-diamine

[0285] A mixture of 6-chloro-N-(5-cyclopropyl-1H-pyrazol-3-yl)-3-nitropyridin-2-amine (Method 77; 0.30 g, 1.07 mmol), (S)-1-(4-fluorophenyl)ethylamine (0.23 g, 1.61 mmol), and DIEA (0.23 ml, 1.34 mmol) in n-BuOH (5 ml) was heated in a sealed tube at 165° C. for 18 hours. The solvent was removed under reduced pressure and the residue was purified by column chromatography (hexane:EtOAc=1:1) to give the title compound as a yellow solid (0.41 g, 99%). NMR (400 MHz) 12.22 (s, 1H), 10.98 (s, 1H), 8.70 (d, J=7.2 Hz, 1H), 8.10 (d, J=9.2 Hz, 1H), 7.39 (m, 2H), 7.18 (m, 2H), 6.22 (d, J=9.2 Hz, 1H), 6.17 (s, 1H), 5.27 (m, 1H), 1.89 (m, 1H), 1.52 (d, J=6.4 Hz, 3H), 0.95 (m, 2H), 0.64 (m 2H). MS: Calcd.: 382. Found: [M+H]⁺ 383.

Methods 13-15

[0286] Following a similar procedure to Method 12, the following compounds were synthesized from 6-chloro-N-(5-cyclopropyl-1H-pyrazol-3-yl)-3-nitropyridin-2-amine (Method 77) and the appropriate amine.

Meth Product	NMR/MS	Amine
13 N ⁶ -(4-Fluorobenzyl)-N ² -(5-cyclopropyl-1H-pyrazol-3-yl)-3-nitropyridine-2,6-diamine	(400 MHz) 12.24 (s, 1H), 10.98 (s, 1H), 8.29 (br, 1H), 8.11 (d, J = 9.2 Hz, 1H), 7.36 (m, 2H), 7.18 (m, 2H), 6.20 (d, J = 9.6 Hz, 1H), 6.19 (s, 1H), 4.66 (d, J = 5.2 Hz, 2H), 1.79 (m, 1H), 0.86 (m, 2H), 0.45 (m, 2H). MS: Calcd.: 368; Found: [M + H] ⁺ 369	(4-fluorobenzyl) amine
14 (R)-2-[6-(5-Cyclopropyl-1H-pyrazol-3-ylamino)-5-nitropyridin-2-ylamino]-2-(4-fluorophenyl)ethanol	(400 MHz) 12.21 (s, 1H), 10.97 (s, 1H), 8.74 (d, J = 7.6 Hz, 1H), 8.09 (d, J = 9.6 Hz, 1H), 7.38 (m, 2H), 7.18 (m, 2H), 6.31 (d, J = 9.2 Hz, 1H), 6.20 (s, 1H), 5.21 (d, J = 5.6 Hz, 1H), 5.09 (t, J = 5.2 Hz, 1H), 3.64-3.75 (m, 2H), 1.91 (m, 1H), 0.98 (m, 2H), 0.66 (m, 2H). MS: Calcd.: 398; Found: [M + H] ⁺ 399.	(R)-2-amino-2-(4-fluorophenyl) ethanol
15 2-[6-(5-Cyclopropyl-1H-pyrazol-3-ylamino)-5-nitropyridin-2-ylamino]-2-(4-fluorophenyl)propane-1,3-diol	(400 MHz) 12.02 (s, 1H), 10.95 (s, 1H), 8.07 (d, J = 9.2 Hz, 1H), 7.93 (s, 1H), 7.35 (m, 2H), 7.14 (m, 2H), 6.48 (d, J = 9.2 Hz, 1H), 5.04 (s, 1H), 4.81 (s, 2H), 4.04 (m, 2H), 3.90 (m, 2H), 1.68 (m, 1H), 0.90 (m, 2H), 0.51 (m, 2H). MS: Calcd.: 428; Found: [M + H] ⁺ 429.	2-amino-2-(4-fluorophenyl) propane-1,3-diol

[0287] Method 16

(S)-3-Chloro-N⁶-(5-cyclopropyl-1H-pyrazol-3-yl)-N²-[1-(4-fluorophenyl)ethyl]-5-nitropyridin-2,6-diamine

[0288] A mixture of 5,6-chloro-N-(5-cyclopropyl-1H-pyrazol-3-yl)-3-nitropyridine-2-amine (Method 79; 0.26 g, 0.83 mmol), (S)-1-(4-fluoro-phenyl)ethylamine (0.17 g, 1.25 mmol), and DIEA (0.22 ml, 1.25 mmol) in n-BuOH (5 ml) was heated in a sealed tube at 165° C. for 3 hours. The solvent was removed under reduced pressure and the residue was purified by column chromatography (hexane:EtOAc=1:1) to

give (S)-3-chloro-N⁶-(5-cyclopropyl-1H-pyrazol-3-yl)-N²-(1-(4-fluorophenyl)ethyl)-5-nitropyridin-2,6-diamine as a yellow solid (0.34 g, 99%). NMR (400 MHz) 12.29 (s, 1H), 10.68 (s, 1H), 8.27 (s, 1H), 8.24 (d, J=8.0 Hz, 1H), 7.39 (m, 2H), 7.16 (m, 2H), 6.11 (s, 1H), 5.42 (m, 1H), 1.89 (m, 1H), 1.60 (d, J=7.2 Hz, 3H), 0.95 (m, 2H), 0.61 (m, 2H). MS: Calcd.: 416. Found: [M+H]⁺ 417.

Methods 17-25

[0289] Following a similar procedure to Method 16, the following compounds were synthesized from the appropriate starting material and amine.

Meth Product	NMR/MS	SM	Amine 2
17 N ² -(4-Fluorobenzyl)-3-chloro-N ⁶ -(5-cyclopropyl-1H-pyrazol-3-yl)-5-nitropyridin-2,6-diamine	(400 MHz) 12.29 (s, 1H), 10.73 (s, 1H), 8.70 (t, J = 6.0 Hz, 1H), 8.12 (b, 1H), 7.30 (m, 2H), 7.16 (m, 2H), 6.02 (s, 1H), 4.71 (d, J = 6.0 Hz, 2H), 1.77 (m, 1H), 0.86 (m, 2H), 0.41 (m, 2H). MS: Calcd.: 402; Found: [M + H] ⁺ 403.	Method 79	(4-fluoro-phenyl)methanamine
18 (R)-2-[3-Chloro-6-(5-cyclopropyl-1H-pyrazol-3-ylamino)-5-nitropyridin-2-ylamino]-2-(4-fluorophenyl)ethanol	(400 MHz) 12.27 (s, 1H), 10.70 (s, 1H), 8.29 (d, J = 1.6 Hz, 1H), 8.03 (d, J = 7.6 Hz, 1H), 7.39 (m, 2H), 7.14 (m, 2H), 6.15 (s, 1H), 5.31 (m, 1H), 5.13 (t, J = 4.8 Hz, 1H), 3.32-3.86 (m, 2H), 1.92 (m, 1H), 0.98 (m, 2H), 0.68 (m, 2H). MS: Calcd.: 432; Found: [M + H] ⁺ 433.	Method 80	5-cyclopropyl-1H-pyrazol-3-amine
19 (2R)-2-({3-Chloro-6-[(5-methyl-1H-pyrazol-3-yl)amino]-5-nitropyridin-2-yl}amino)-2-(4-fluorophenyl)ethanol	(400 MHz) 12.23 (s, 1H), 10.69 (s, 1H), 8.30 (s, 1H), 8.00 (d, J = 7.6 Hz, 1H), 7.41 (m, 2H), 7.17 (m, 2H), 6.12-5.26 (m, 1H), 5.13 (t, J = 5.2 Hz, 1H), 3.73-3.86 (m, 2H), 2.25 (s, 3H). MS: Calcd.: 406; Found: [M + H] ⁺ 407	Method 80	5-methyl-1H-pyrazol-3-amine

-continued

Meth	Product	NMR/MS	SM	Amine 2
20	(S)-N ² -(5-Isopropoxy-1H-pyrazol-3-yl)-3-nitro-N ⁶ -(1-(pyridin-2-yl)ethyl)pyridine-2,6-diamine	(400 MHz) 12.10, 12.05 and 11.84 (s, 1H), 10.96, 10.94 and 10.74 (s, 1H), 9.09, 8.88 and 8.83 (d, J = 7.6 Hz, 1H), 8.56 and 8.53 (m, 1H), 8.15 and 8.11 (d, J = 9.6 Hz, 1H), 7.77 (m, 1H), 7.33 (m, 1H), 7.28 (m, 1H), 6.28 and 6.07 (d, J = 9.6 Hz, 1H), 5.99 and 5.83 (s, 1H), 5.78 and 5.77 (s, 1H), 5.35, 5.26 and 4.92 (m, 1H), 4.69, 4.68 and 4.50 (m, 1H), 1.55 (d, J = 6.8 Hz, 3H), 1.36 and 1.28 (m, 6H). MS: Calcd.: 383; Found: [M + H] ⁺ 384.	Method 95	(S)-1-(pyridin-2-yl)-ethylamine
21	(S)-N ⁶ -(1-(4-Fluorophenyl)ethyl)-N ² -(5-isopropoxy-1H-pyrazol-3-yl)-3-nitropyridine-2,6-diamine	(400 MHz) 12.09, 12.05 and 11.64 (s, 1H), 10.94, 10.87 and 10.72 (s, 1H), 8.98, 8.76 and 8.70 (d, J = 7.6 Hz, 1H), 8.16 and 8.11 (d, J = 9.6 Hz, 1H), 7.45, 7.39 and 7.34 (m, 2H), 7.15 (m, 2H), 6.24 and 6.04 (d, J = 9.6 Hz, 1H), 6.03, 5.88 and 5.76 (s, 1H), 5.32, 5.21 and 4.89 (m, 1H), 4.71, 4.59 and 4.27 (m, 1H), 1.52 (m, 3H), 1.26 (m, 6H). MS: Calcd.: 400; Found: [M + H] ⁺ 401.	Method 95	(S)-1-(4-fluorophenyl)-ethylamine
22	(R)-2-(4-Fluorophenyl)-2-(6-(5-isopropoxy-1H-pyrazol-3-ylamino)-5-nitropyridin-2-ylamino)ethanol	(400 MHz) 12.12, 12.10 and 11.61 (s, 1H), 10.94, 10.87 and 10.74 (s, 1H), 9.05, 8.82 and 8.73 (d, J = 7.2 Hz, 1H), 8.15 and 8.11 (d, J = 9.2 Hz, 1H), 7.45, 7.38 and 7.32 (m, 2H), 7.15 (m, 2H), 6.32 and 6.07 (d, J = 9.2 Hz, 1H), 5.90, 5.83 and 5.79 (s, 1H), 5.32, 5.21 and 4.89 (m, 1H), 5.23 (m, 1H), 5.12 (m, 1H), 4.78, 4.64 and 4.37 (m, 1H), 4.69 (m, 2H), 1.30 (m, 6H). MS: Calcd.: 416; Found: [M + H] ⁺ 417.	Method 95	(R)-2-amino-2-(4-fluorophenyl)ethanol
23	(S)-3-Chloro-N ² -(1-(4-fluorophenyl)ethyl)-N ⁶ -(5-isopropoxy-1H-pyrazol-3-yl)-5-nitropyridin-2,6-diamine	(400 MHz) 12.16 and 11.72 (s, 1H), 10.64 and 10.58 (s, 1H), 8.30 (m, 2H), 7.33 and 7.31 (m, 2H), 7.16 and 7.08 (m, 2H), 5.81 and 5.71 (s, 1H), 5.48 and 5.33 (m, 1H), 4.60 and 4.21 (m, 1H), 1.61 and 1.57 (d, J = 6.8 Hz, 3H), 1.26 (m, 6H). MS: Calcd.: 434; Found: [M + H] ⁺ 435.	Method 81	(S)-1-(4-fluorophenyl)-ethylamine
24	(S)-N ² -(5-Cyclopropyl-1H-pyrazol-3-yl)-3-nitro-N ⁶ -(1-(pyridin-2-yl)ethyl)pyridine-2,6-diamine	(400 MHz) 12.24 (s, 1H), 11.01 (s, 1H), 8.30 (d, J = 7.2 Hz, 1H), 8.56 (m, 1H), 8.10 (d, J = 9.6 Hz, 1H), 7.76 (m, 1H), 7.32 (d, J = 8.0 Hz, 1H), 7.28 (m, 1H), 6.28 (d, J = 9.2 Hz, 1H), 6.15 (s, 1H), 5.28 (m, 1H), 1.85 (m, 1H), 1.54 (d, J = 6.8 Hz, 3H), 0.97 (m, 2H), 0.84 (m, 2H). MS: Calcd.: 365; Found: [M + H] ⁺ 366.	Method 77	(S)-1-(pyridin-2-yl)-ethylamine
25	(R)-2-(4-Fluorophenyl)-2-(6-(5-methyl-1H-pyrazol-3-ylamino)-5-nitropyridin-2-ylamino)ethanol	(400 MHz) 12.18 (s, 1H), 10.96 (s, 1H), 9.05, 8.79 (d, J = 7.2 Hz, 1H), 8.09 (d, J = 9.2 Hz, 1H), 7.39 (m, 2H), 7.18 (m, 2H), 6.33 (d, J = 9.6 Hz, 1H), 6.19 (s, 1H), 5.17 (m, 1H), 5.11 (t, J = 5.6 Hz, 1H), 3.68 (m, 2H), 2.24 (s, 3H). MS: Calcd.: 372; Found: [M + H] ⁺ 373.	Method 78	(R)-2-amino-2-(4-fluorophenyl)ethanol

Method 26

(S)—N³-(5-Cyclopropyl-1H-pyrazol-3-yl)-N¹-[1-(4-fluorophenyl)ethyl]-4-nitrobenzene-1,3-diamine

[0290] A mixture of 5-cyclopropyl-N-(5-fluoro-2-nitrophenyl)-1H-pyrazol-3-amine (Method 82; 0.27 g, 1.03 mmol), (S)-1-(4-fluoro-phenyl)-ethylamine (0.72 g, 5.15 mmol), and DIEA (0.27 ml, 1.54 mmol) in n-BuOH (5 ml) was heated in a sealed tube at 230° C. for 23 hours. The solvent was removed under reduced pressure and the residue

was purified by column chromatography (hexane:EtOAc=1:2) to give the title compound as a yellow solid (0.38 g, 97%). NMR (400 MHz) 12.25 (s, 1H), 10.14 (s, 1H), 7.87 (d, J=9.6 Hz, 1H), 7.76 (d, J=6.4 Hz, 1H), 7.36 (m, 2H), 7.15 (m, 2H), 6.68 (s, 1H), 6.22 (d, J=8.4 Hz, 1H), 5.60 (br, 1H), 4.57 (m, 1H), 1.87 (m, 1H), 1.44 (d, J=6.8 Hz, 3H), 0.98 (m, 2H), 0.70 (m, 2H). MS: Calcd.: 381. Found: [M+H]⁺ 382.

Methods 27-31

[0291] Following a similar procedure to Method 26, the following compounds were synthesized from the appropriate starting materials.

Meth	Product	NMR/MS	SM	Amine
27	(R)-2-[3-(5-Cyclopropyl-1H-pyrazol-3-ylamino)-4-nitrophenylamino]-2-(4-fluorophenyl)ethanol	(400 MHz) 12.25 (s, 1H), 10.14 (s, 1H), 7.87 (d, J = 9.6 Hz, 1H), 7.72 (d, J = 6.8 Hz, 1H), 7.35 (m, 2H), 7.15 (m, 2H), 6.74 (br, 1H), 6.27 (br, 1H), 5.62 (br, 1H), 5.03 (t, J = 5.6 Hz, 1H), 4.46 (m, 1H), 3.62 (t, J = 5.6 Hz, 2H), 1.89 (m, 1H), 0.97 (m, 2H), 0.71 (m, 2H). MS: Calcd.: 397; Found: [M + H] ⁺ 398.	Method 82	(R)-2-amino-2-(4-fluorophenyl)ethanol
28	N ¹ -(4-Fluorobenzyl)-N ³ -(5-cyclopropyl-1H-pyrazol-3-yl)-4-nitrobenzene-1,3-diamine	(400 MHz) 12.26 (s, 1H), 10.22 (s, 1H), 7.91 (d, J = 9.2 Hz, 1H), 7.86 (t, J = 5.6 Hz, 1H), 7.36 (m, 2H), 7.17 (m, 2H), 6.90 (s, 1H), 6.24 (d, J = 9.6 Hz, 1H), 5.70 (s, 1H), 4.44 (d, J = 5.6 Hz, 2H), 1.87 (m, 1H), 0.94 (m, 2H), 0.69 (m, 2H). MS: Calcd.: 367; Found: [M + H] ⁺ 368.	Method 82	(4-fluorophenyl)methanamine
29	(S)-N ¹ -[1-(4-Fluorophenyl)ethyl]-N ³ -(5-isopropoxy-1H-pyrazol-3-yl)-4-nitrobenzene-1,3-diamine	MS: Calcd.: 399; Found: [M + H] ⁺ 400.	Method 83	(S)-1-(4-fluorophenyl)ethylamine
30	(S)-N ³ -(5-Cyclopropyl-1H-pyrazol-3-yl)-4-nitro-N ¹ -(1-(pyridin-2-yl)ethyl)benzene-1,3-diamine	(400 MHz) 12.28 (s, 1H), 10.18 (b, 1H), 8.54 (s, 1H), 7.89 (d, J = 9.2 Hz, 1H), 7.84 (d, J = 6.0 Hz, 1H), 7.77 (m, 2H), 7.34 (d, J = 8.0 Hz, 1H), 7.28 (m, 1H), 6.65 (m, 1H), 6.24 (m, 1H), 5.60 (m, 1H), 4.60 (m, 1H), 1.89 (m, 1H), 1.49 (d, J = 6.4 Hz, 3H), 0.97 (m, 2H), 0.73 (m, 2H). MS: Calcd.: 363; Found: [M + H] ⁺ 365.	Method 82	(S)-1-(pyridin-2-yl)ethylamine
31	(R)-2-(4-Fluorophenyl)-2-(3-(5-methyl-1H-pyrazol-3-ylamino)-4-nitrophenylamino)ethanol	(400 MHz) 12.22 (s, 1H), 10.15 (s, 1H), 7.87 (d, J = 9.6 Hz, 1H), 7.75 (d, J = 6.0 Hz, 1H), 7.36 (m, 2H), 7.17 (m, 2H), 6.67 (b, 1H), 6.28 (m, 1H), 5.53 (m, 1H), 5.06 (t, J = 5.6 Hz, 1H), 4.45 (m, 1H), 3.62 (t, J = 5.6 Hz, 2H), 2.23 (s, 3H). MS: Calcd.: 371; Found: [M + H] ⁺ 372.	Method 84	(R)-2-amino-2-(4-fluorophenyl)ethanol

Method 32

(S)-4-(5-Cyclopropyl-1H-pyrazol-3-ylamino)-2-[1-(4-fluorophenyl)ethylamino]-5-nitrobenzonitrile

[0292] A mixture of 4-(5-cyclopropyl-1H-pyrazol-3-ylamino)-2-fluoro-5-nitrobenzonitrile (Method 33; 3.0 g, 10.4 mmol), (S)-1-(4-fluoro-phenyl)ethylamine (1.60 g, 11.5 mmol), and DIEA (2.3 ml, 13.1 mmol) in n-BuOH (20 ml) was heated in a sealed tube at 230° C. for 2 hours. The solvent was removed under reduced pressure and the residue was purified by column chromatography (hexane:EtOAc=1:2) to give the title compound as a yellow solid (4.1 g, 97%). NMR (400 MHz) 12.41 (s, 1H), 9.95 (s, 1H), 8.39 (s, 1H), 7.44 (m, 2H), 7.38 (d, J=6.4 Hz, 1H), 7.13 (m, 2H), 6.95 (s, 1H), 5.68 (s, 1H), 4.56 (m, 1H), 1.91 (m, 1H), 1.55 (d, J=6.8 Hz, 3H), 0.96 (m, 2H), 0.72 (m, 2H). MS: Calcd.: 406. Found: [M+H]⁺ 407.

Method 33

4-(5-Cyclopropyl-1H-pyrazol-3-ylamino)-2-fluoro-5-nitrobenzonitrile

[0293] To a solution of 2,4-difluoro-5-nitrobenzonitrile (Method 34, 5.0 g, 27 mmol) and DIEA (5.4 ml, 31 mmol) in

THF (20 ml) was added dropwise a solution of 5-cyclopropyl-1H-pyrazol-3-amine (3.2 g, 26 mmol) in THF (5 ml) at 0° C. After addition, the reaction mixture was stirred at 25° C. for 1 hour. The solvent was removed under reduced pressure and the resulted residue was purified by column chromatography (hexane:EtOAc=3:1) to give the title compound as a yellow solid (5.5 g, 74%). NMR (400 MHz) 12.54 (s, 1H), 10.13 (s, 1H), 8.78 (d, J=7.2 Hz, 1H), 8.10 (d, J=13.6 Hz, 1H), 6.02 (s, 1H), 1.91 (m, 1H), 0.97 (m, 2H), 0.72 (m, 2H). MS: Calcd.: 287. Found: [M+H]⁺ 288.

Method 34

2,4-Difluoro-5-nitrobenzonitrile

[0294] Potassium nitrate (16.4 g, 147.4 mmol) was added to concentrated H₂SO₄ (85 ml, 1582 mmol) at 0° C., followed by slow addition of 2,4-difluorobenzonitrile (11.0 g, 79.1 mmol). The suspension was stirred at this temperature for an additional 4 hrs and quenched ice/water (800 ml). The resulting solid was collected by filtration and dried to give the title compound (13.8 g, 95%) as a white solid. NMR (400 MHz, CDCl₃) 8.48 (m, 1H), 7.24 (m, 1H).

Method 35

[0295] Following a similar procedure to Method 32, the following compounds were synthesized from 4-(5-cyclopropyl-1H-pyrazol-3-ylamino)-2-fluoro-5-nitrobenzonitrile (Method 33) and the appropriate amine.

Meth	Product	NMR/MS	Amine 2
35	(R)-4-(5-Cyclopropyl-1H-pyrazol-3-ylamino)-2-[1-(4-fluorophenyl)-2-hydroxyethylamino]-5-nitrobenzonitrile	(400 MHz) 12.40 (s, 1H), 9.95 (s, 1H), 8.42 (s, 1H), 7.41 (m, 1H), 7.12 (m, 4H), 6.93 (s, 1H), 5.64 (s, 1H), 5.24 (t, J = 5.2 Hz, 1H), 4.47 (m, 1H), 3.75 (m, 1H), 3.69 (m, 1H), 1.91 (m, 1H), 0.99 (m, 2H), 0.71 (m, 2H). MS: Calcd.: 422; Found: [M + H] ⁺ 423.	(R)-2-amino-2-(4-fluorophenyl)ethanol

Method 36

(S)—N³-(5-Cyclopropyl-1H-pyrazol-3-yl)-2-fluoro-N¹-[1-(4-fluorophenyl)ethyl]-4-nitrobenzene-1,3-diamine

[0296] A mixture of 5-cyclopropyl-N-(2,3-difluoro-6-nitrophenyl)-1H-pyrazol-3-amine (Method 85; 0.400 g, 1.43 mmol), (S)-1-(4-fluoro-phenyl)ethylamine (0.209 g, 1.50 mmol), and DIEA (0.373 ml, 2.14 mmol) in n-BuOH (3 ml) was heated in a sealed tube at 160° C. for 8 hours. The solvent was removed under reduced pressure and the residue was purified by column chromatography (hexane:EtOAc=4:1) to give the title compound as an orange solid (0.40 g, 70%). NMR (400 MHz) 11.95 (s, 1H), 8.74 (s, 1H), 7.72 (d, J=9.2 Hz, 1H), 7.43 (t, J=7.0 Hz, 2H), 7.25 (d, J=6.4 Hz, 1H), 7.15 (t, J=8.8 Hz, 2H), 6.26 (t, J=8.6 Hz, 1H), 5.63 (s, 1H), 4.78 (m, 1H), 1.84 (m, 1H), 1.48 (d, J=6.8 Hz, 3H), 0.91 (m, 2H), 0.66 (m, 2H). MS: Calcd.: 399. Found: [M+H]⁺400.

Method 37

[0297] Following a similar procedure to Method 36, the following compound was synthesized from 5-cyclopropyl-N-(2,3-difluoro-6-nitrophenyl)-1H-pyrazol-3-amine (Method 85) and the appropriate amine.

Method 38

(S)—N¹-(5-Cyclopropyl-1H-pyrazol-3-yl)-4-fluoro-N³-[1-(4-fluorophenyl)ethyl]-6-nitrobenzene-1,3-diamine

[0298] A mixture of 5-cyclopropyl-N-(4,5-difluoro-2-nitrophenyl)-1H-pyrazol-3-amine (Method 86; 0.300 g, 1.07 mmol), (S)-1-(4-fluoro-phenyl)ethylamine (0.164 g, 1.18 mmol), and DIEA (0.280 ml, 1.61 mmol) in n-BuOH (2 ml) was heated in a sealed tube at 160° C. for 16 hrs. The solvent was removed under reduced pressure and the residue was purified by column chromatography (hexane:EtOAc=3:1) to give the title compound as an orange solid (0.360 g, 84%). NMR (400 MHz) 12.29 (s, 1H), 10.14 (s, 1H), 7.75 (d, J=12.8 Hz, 1H), 7.63 (d, J=6.4 Hz, 1H), 7.41 (m, 2H), 7.14 (t, J=8.8 Hz, 2H), 7.00 (d, J=8.0 Hz, 1H), 5.63 (s, 1H), 4.55 (m, 1H), 1.90 (m, 1H), 1.52 (d, J=6.8 Hz, 3H), 0.98 (m, 2H), 0.71 (m, 2H). MS: Calcd.: 399. Found: [M+H]⁺400.

Method 39

[0299] Following a similar procedure to Method 38, the following compounds were synthesized from 5-cyclopropyl-N-(4,5-difluoro-2-nitrophenyl)-1H-pyrazol-3-amine (Method 86) and the appropriate amine.

Meth	Product	NMR/MS	Amine 2
37	(R)-2-[3-(5-Cyclopropyl-1H-pyrazol-3-ylamino)-2-fluoro-4-nitrophenylamino]-2-(4-fluorophenyl)ethanol	(400 MHz) 11.95 (s, 1H), 8.74 (s, 1H), 7.72 (d, J = 9.6 Hz, 1H), 7.42 (m, 2H), 7.15 (t, J = 2-(4-fluorophenyl)ethanol 8.8 Hz, 2H), 7.02 (d, J = 4.4 Hz, 1H), 6.23 (t, J = 8.6 Hz, 1H), 5.63 (s, 1H), 5.04 (t, J = 5.8 Hz, 1H), 4.65 (m, 1H), 3.61-3.74 (m, 2H), 1.84 (m, 1H), 0.91 (m, 2H), 0.66 (m, 2H). MS: Calcd.: 415; Found: [M + H] ⁺ 416.	(R)-2-amino-2-(4-fluorophenyl)ethanol

Meth	Product	NMR/MS	Amine
39	(R)-2-[5-(5-cyclopropyl-1H-pyrazol-3-ylamino)-2-fluoro-4-nitrophenylamino]-2-(4-fluorophenyl)ethanol	(400 MHz) 12.29 (s, 1H), 10.13 (s, 1H), 7.77 (d, J = 12.8 Hz, 1H), 7.41 (m, J = 6.4 Hz, 3H), 7.15 (t, J = 8.8 Hz, 2H), 7.04 (d, J = 8.0 Hz, 1H), 5.60 (s, 1H), 5.08 (t, J = 5.8 Hz, 1H), 4.45 (m, 1H), 3.62-3.80 (m, 2H), 1.90 (m, 1H), 0.98 (m, 2H), 0.71 (m, 2H). MS: Calcd.: 415; Found: [M + H] ⁺ 416.	(R)-2-amino-2-(4-fluorophenyl)ethanol

Method 40

(R)-2-[5-Amino-4-(5-cyclopropyl-1H-pyrazol-3-ylamino)-6-methylpyrimidin-2-ylamino]-2-(4-fluorophenyl)ethanol

[0300] To a suspension of (R)-2-[4-(5-cyclopropyl-1H-pyrazol-3-ylamino)-6-methyl-5-nitropyrimidin-2-ylamino]-2-(4-fluorophenyl)ethanol (Method 1, 1.0 g, 2.4 mmol) and zinc dust (0.79 g, 12.0 mmol) in the mixture of MeOH:THF (1:1, 70 ml) was slowly added saturated NH₄Cl solution (10 ml). After 3 hours, the reaction was treated with saturated

aqueous NH₄OAc solution (40 ml), and the resulting mixture was stirred for 30 minutes. The reaction was then filtered through a plug of celite with EtOAc (100 ml). The resulting aqueous layer was extracted with EtOAc (2×100 ml), dried, filtered, and concentrated to give (0.8 g, 90%). MS: Calcd.: 383. Found: [M+H]⁺384.

Methods 41-46

[0301] Following a similar procedure to Method 40, the following compounds were synthesized from a suitable nitropyrimidine.

Meth	Compound	NMR/MS	SM
41	N ⁴ -(5-Cyclopropyl-1H-pyrazol-3-yl)-N ² -[(1S)-1-(4-fluorophenyl)ethyl]pyrimidine-2,4,5-triamine	0.70 (m, 2H), 0.96 (m 2H), 1.48 (d, J = 6 Hz, 3H), 1.90 (m 1H), 5.05 (t, J = 6 Hz, 1H), 6.20 (s, 1H), 7.16 (m, 2H), 7.45 (m, 2H), 8.83 (br s, 1H), 10.35 (br s, 1H). MS: Calcd.: 353; Found: [M + H] ⁺ 354.21	Method 2
42	(2R)-2-({5-Amino-4-[(5-cyclopropyl-1H-pyrazol-3-yl)amino]pyrimidin-2-yl}amino)-2-(4-fluorophenyl)ethanol	0.65 (m, 2H), 0.90 (m 2H), 1.80 (m, 1H), 3.56 (m, 2H), 4.80 (m, 1H), 6.50 (s, 1H), 7.10 (m, 2H), 7.36 (m, 2H), 8.25 (br s, 1H). MS: Calcd.: 369; Found: [M + H] ⁺ 370.22	Method 3
43	N ⁴ -(5-Cyclopropyl-1H-pyrazol-3-yl)-N ² -(4-fluorobenzyl)pyrimidine-2,4,5-triamine	MS: Calcd.: 339; Found: [M + H] ⁺ 340.19	Method 4
44	N ⁴ -(5-Cyclopropyl-1H-pyrazol-3-yl)-N ² -[(1R)-1-(4-fluorophenyl)ethyl]pyrimidine-2,4,5-triamine	MS: Calcd.: 353; Found: [M + H] ⁺ 354.21	Method 5
45	(R)-2-(5-Amino-4-(5-methyl-1H-pyrazol-3-ylamino)pyrimidin-2-ylamino)-2-(4-fluorophenyl)ethanol	MS: Calcd.: 343; Found: [M + H] ⁺ 344	Method 6
46	(S)-N ² -(1-(4-Fluorophenyl)ethyl)-N ⁴ -(5-isopropoxy-1H-pyrazol-3-yl)pyrimidin-2,4,5-triamine	MS: Calcd.: 371; Found: [M + H] ⁺ 372	Method 7

Method 47

(S)-Ethyl 5-amino-6-(5-cyclopropyl-1H-pyrazol-3-ylamino)-2-[1-(4-fluorophenyl)ethylamino]pyrimidine-4-carboxylate

[0302] To a suspension of (S)-ethyl 6-(5-cyclopropyl-1H-pyrazol-3-ylamino)-2-[1-(4-fluorophenyl)ethylamino]-5-nitropyrimidine-4-carboxylate (Method 10; 0.7 g, 1.5 mmol) and zinc dust (0.5 g, 7.7 mmol) in EtOH:THF (1:1, 20 ml) was slowly added saturated aqueous NH₄Cl solution (3 ml). After 1 hour, the reaction mixture was cooled to 0° C., to which was added saturated NH₄OAc solution (10 ml). The resulting mixture was allowed to stir for 10 minutes at 0° C. and then filtered through a plug of celite with EtOAc (100 ml). The resulting aqueous layer was extracted with EtOAc (2×100 ml), dried, filtered, and concentrated to give the title compound (0.60 g, 92%) which was used without further purification.

Method 48

(S)—N²-(5-Cyclopropyl-1H-pyrazol-3-yl)-N⁶-[1-(4-fluorophenyl)ethyl]pyridine-2,3,6-triamine

[0303] To a suspension of (S)—N²-(5-cyclopropyl-1H-pyrazol-3-yl)-N⁶-[1-(4-fluorophenyl)ethyl]-3-nitropyridine-2,6-diamine (Method 12; 0.26 g, 0.68 mmol) and zinc dust (0.223 g, 3.41 mmol) in MeOH:THF (1:1, 12 ml) was slowly added saturated ammonium chloride solution (1.5 ml). The reaction mixture was stirred at 25° C. for 1 hour, to which was then added saturated ammonium acetate solution (5 ml). The resulting mixture was stirred for another 30 minutes. Zn dust was removed by filtration and washed with EtOAc (20 ml). The organic layer was separated, washed with brine (10 ml), dried over Na₂SO₄, and concentrated. The title compound was used directly for the next step without further purification.

Methods 49-61

[0304] Following a similar procedure to Method 48, the following compounds were synthesized from a suitable nitropyridine.

Meth	Compound	NMR/MS	SM
49	N ² -(5-Cyclopropyl-1H-pyrazol-3-yl)-N ⁶ -(4-fluorobenzyl)pyridine-2,3,6-triamine	MS: Calcd.: 338; Found: [M + H] ⁺ 339	Method 13
50	(2R)-2-({5-Amino-6-[(5-cyclopropyl-1H-pyrazol-3-yl)amino]pyridin-2-yl}amino)-2-(4-fluorophenyl)ethanol	MS: Calcd.: 368; Found: [M + H] ⁺ 369	Method 14
51	2-({5-Amino-6-[(5-cyclopropyl-1H-pyrazol-3-yl)amino]pyridin-2-yl}amino)-2-(4-fluorophenyl)propane-1,3-diol	MS: Calcd.: 398; Found: [M + H] ⁺ 399	Method 15
52	5-Chloro-N ² -(5-cyclopropyl-1H-pyrazol-3-yl)-N ⁶ -[(1S)-1-(4-fluorophenyl)ethyl]pyridine-2,3,6-triamine	MS: Calcd.: 386; Found: [M + H] ⁺ 387	Method 16
53	5-Chloro-N ² -(5-cyclopropyl-1H-pyrazol-3-yl)-N ⁶ -(4-fluorobenzyl)pyridine-2,3,6-triamine	MS: Calcd.: 372; Found: [M + H] ⁺ 373	Method 17
54	(2R)-2-({5-Amino-3-chloro-6-[(5-cyclopropyl-1H-pyrazol-3-yl)amino]pyridin-2-yl}amino)-2-(4-fluorophenyl)ethanol	MS: Calcd.: 402; Found: [M + H] ⁺ 403	Method 18
55	(2R)-2-({5-Amino-3-chloro-6-[(5-methyl-1H-pyrazol-3-yl)amino]pyridin-2-yl}amino)-2-(4-fluorophenyl)ethanol	MS: Calcd.: 376; Found: [M + H] ⁺ 377	Method 19
56	(S)-N ² -(5-Isopropoxy-1H-pyrazol-3-yl)-N ⁶ -(1-(pyridin-2-yl)ethyl)pyridine-2,3,6-triamine	MS: Calcd.: 353; Found: [M + H] ⁺ 354	Method 20
57	(S)-N ⁶ -(1-(4-Fluorophenyl)ethyl)-N ² -(5-isopropoxy-1H-pyrazol-3-yl)-pyridine-2,3,6-triamine	MS: Calcd.: 370; Found: [M + H] ⁺ 371	Method 21
58	(R)-2-(5-Amino-6-(5-isopropoxy-1H-pyrazol-3-ylamino)pyridin-2-ylamino)-2-(4-fluorophenyl)ethanol	MS: Calcd.: 386; Found: [M + H] ⁺ 387.	Method 22
59	(S)-5-Chloro-N ⁶ -(1-(4-fluorophenyl)ethyl)-N ² -5-isopropoxy-1H-pyrazol-3-yl)pyridine-2,3,6-triamine	MS: Calcd.: 404; Found: [M + H] ⁺ 405.	Method 23
60	(S)-N ² -(5-Cyclopropyl-1H-pyrazol-3-yl)-N ⁶ -(1-(pyridin-2-yl)ethyl)pyridine-2,3,6-triamine	MS: Calcd.: 335; Found: [M + H] ⁺ 336.	Method 24
61	(R)-2-(5-Amino-6-(5-methyl-1H-pyrazol-3-ylamino)pyridin-2-ylamino)-2-(4-fluorophenyl)ethanol	MS: Calcd.: 342; Found: [M + H] ⁺ 343.	Method 25

Method 62

(S)—N³-(5-Cyclopropyl-1H-pyrazol-3-yl)-N¹-[1-(4-fluorophenyl)ethyl]benzene-1,3,4-triamine

[0305] To a suspension of (S)—N³-(5-cyclopropyl-1H-pyrazol-3-yl)-N¹-[1-(4-fluorophenyl)ethyl]-4-nitrobenzene-1,3-diamine (Method 26; 0.37 g, 0.97 mmol) and Zinc dust (0.317 g, 4.85 mmol) in MeOH:THF (1:1, 24 ml) was slowly added saturated ammonium chloride (3.0 ml). The reaction mixture was stirred at 25° C. for 1 hr, to which was then added saturated ammonium acetate solution (5 ml). The resulting mixture was stirred for another 30 min. Zn dust was removed by filtration and washed with EtOAc (20 ml). The organic layer was separated, washed with brine (10 ml), dried over Na₂SO₄, and concentrated. The crude product was used directly for the next step without further purification. MS: Calcd: 351. Found: [M+H]⁺ 352.

Methods 63-68

[0306] Following a similar procedure to Method 62, the following compounds were synthesized from a suitable nitrobenzene by reduction.

Meth	Compound	NMR/MS	SM
63	(2R)-2-({4-Amino-3-[(5-cyclopropyl-1H-pyrazol-3-yl)amino]phenyl}amino)-2-(4-fluorophenyl)ethanol	MS: Calcd: 367; Found: [M + H] ⁺ 368	Method 27
64	N ² -(5-Cyclopropyl-1H-pyrazol-3-yl)-N ⁴ -(4-fluorobenzyl)benzene-1,2,4-triamine	MS: Calcd: 337; Found: [M + H] ⁺ 338	Method 28
65	N ⁴ -[(1S)-1-(4-Fluorophenyl)ethyl]-N ² -(5-isopropoxy-1H-pyrazol-3-yl)benzene-1,2,4-triamine	MS: Calcd: 369; Found: [M + H] ⁺ 370	Method 29
67	(S)-N ³ -(5-Cyclopropyl-1H-pyrazol-3-yl)-N ¹ -(1-pyridin-2-yl)ethyl]benzene-1,3,4-triamine	MS: Calcd: 334; Found: [M + H] ⁺ 335.	Method 30
68	(R)-2-(4-Amino-3-(5-methyl-1H-pyrazol-3-ylamino)phenylamino)-2-(4-fluorophenyl)ethanol	MS: Calcd: 341; Found: [M + H] ⁺ 342.	Method 31

Method 69

(S)-5-Amino-4-(5-cyclopropyl-1H-pyrazol-3-ylamino)-2-[1-(4-fluorophenyl)ethylamino]benzotriazole

[0307] To a suspension of (S)-4-(5-cyclopropyl-1H-pyrazol-3-ylamino)-2-[1-(4-fluorophenyl)ethylamino]-5-nitrobenzotriazole (Method 32; 4.10 g, 10.1 mmol) and zinc dust (3.30 g, 50.4 mmol) in MeOH:THF (1:1, 100 ml) was slowly added saturated ammonium chloride (40 ml). The reaction mixture was stirred at 25° C. for 1 hr, to which was added saturated ammonium acetate solution (50 ml). The resulting mixture was stirred for another 30 min. The Zn dust was removed by filtration and washed with EtOAc (200 ml). The organic layer was separated, washed with brine (100 ml), dried over Na₂SO₄, and concentrated. The title compound was used directly for the next step without further purification. MS: Calcd: 376. Found: [M+H]⁺ 377.

Method 70

[0308] Following a similar procedure to Method 69, the following compounds were synthesized from a suitable nitrobenzene.

Meth	Compound	NMR/MS	SM
70	5-Amino-4-[(5-cyclopropyl-1H-pyrazol-3-yl)amino]-2-[[1-(1R)-1-(4-fluorophenyl)-2-hydroxyethyl]amino]benzotriazole	MS: Calcd: 392; Found: [M + H] ⁺ 393	Method 35

Method 71

(S)—N³-(5-Cyclopropyl-1H-pyrazol-3-yl)-2-fluoro-N¹-[1-(4-fluorophenyl)ethyl]benzene-1,3,4-triamine

[0309] To a suspension of (S)—N³-(5-cyclopropyl-1H-pyrazol-3-yl)-2-fluoro-N¹-[1-(4-fluorophenyl)ethyl]-4-nitrobenzene-1,3-diamine (Method 36; 0.40 g, 1.00 mmol) and zinc dust (0.327 g, 5.00 mmol) in MeOH:THF (1:1, 10 ml) was slowly added saturated ammonium chloride (4 ml). The mixture was stirred at 25° C. for 2 hours, to which was then added saturated ammonium acetate solution (5 ml). The resulting mixture was stirred for another 30 minutes. The Zn

dust was removed by filtration and washed with EtOAc (15 ml). The organic layer was separated, washed with brine, dried over Na₂SO₄, and concentrated. The title compound was used directly for the next step without further purification.

Method 72

[0310] Following a similar procedure to Method 71, the following compound was synthesized from a suitable nitrobenzene. The compound was used directly for the next step without further purification.

Meth	Compound	SM
72	(2R)-2-({4-Amino-3-[(5-cyclopropyl-1H-pyrazol-3-yl)amino]-2-fluorophenyl}amino)-2-(4-fluorophenyl)ethanol	Method 37

Method 73

(S)—N³-(5-Cyclopropyl-1H-pyrazol-3-yl)-6-fluoro-N¹-[1-(4-fluorophenyl)ethyl]benzene-1,3,4-triamine

[0311] To a suspension of (S)—N¹-(5-cyclopropyl-1H-pyrazol-3-yl)-4-fluoro-N³-[1-(4-fluorophenyl)ethyl]-6-nitrobenzene-1,3-diamine (Method 38; 0.33 g, 0.826 mmol) and Zinc dust (0.270 g, 4.13 mmol) in MeOH:THF (1:1, 10 ml) was slowly added saturated ammonium chloride (4 ml). The mixture was stirred at 25° C. for 2 hrs, to which was added saturated ammonium acetate solution (5 ml). The resulting mixture was stirred for another 30 min. The Zn dust was removed by filtration and washed with EtOAc (15 ml). The organic layer was separated and dried over Na₂SO₄. After removal of solvent, the title compound was used directly for the next step without further purification.

Method 74

[0312] Following a similar procedure to Method 73, the following compounds were synthesized from a suitable nitrobenzene. The compound was used directly for the next step without further purification.

Meth	Compound	SM
74	(2R)-2-({4-Amino-5-[(5-cyclopropyl-1H-pyrazol-3-yl)amino]-2-fluorophenyl}amino)-2-(4-fluorophenyl)ethanol	Method 39

Method 75

2-Chloro-N-(5-cyclopropyl-1H-pyrazol-3-yl)-6-methyl-5-nitropyrimidin-4-amine

[0313] A solution of 5-cyclopropyl-1H-pyrazol-3-amine (1.8 g, 14.0 mmol) in n-BuOH (25 ml) was slowly added to the n-BuOH (60 ml) solution of 2,4-dichloro-6-methyl-5-nitropyrimidine (3.0 g, 14.0 mmol) and DIEA (2.4 g, 19.0 mmol). After 5 minutes, the reaction was diluted with hexane (100 ml). The resulting precipitate was collected by filtration to yield the title compound (4.1 g, 96%). MS: Calcd.: 294. Found: [M+H]⁺ 295.

Method 76

2-Chloro-N-(5-cyclopropyl-1H-pyrazol-3-yl)-5-nitropyrimidin-4-amine

[0314] To a solution of 2,4-dichloro-5-nitropyrimidine (3.0 g, 15 mmol) and DIEA (2.4 g, 18.5 mmol) in n-BuOH (30 ml) was slowly added 5-cyclopropyl-1H-pyrazol-3-amine (2.0 g,

16.2 mmol) at 25° C. The resulting solution was stirred at 25° C. for 5 minutes and concentrated to dryness to give the title compound (3.1 g). NMR (CDCl₃) 0.80 (m, 2H), 1.05 (m, 2H), 6.60 (s, 1H), 9.20 (s, 1H), 9.70 (br s, 1H), 10.40 (br s, 1H).

Method 77

6-Chloro-N-(5-cyclopropyl-1H-pyrazol-3-yl)-3-nitropyridin-2-amine

[0315] To a solution of 2,6-dichloro-3-nitropyridine (0.67 g, 3.2 mmol) and DIEA (0.46 ml, 2.65 mmol) in EtOH (20 ml) was added a 5-cyclopropyl-1H-pyrazol-3-amine (0.26 g, 2.12 mmol) solution in EtOH (5 ml) dropwise at 0° C. After addition, the reaction mixture was stirred at 25° C. for 24 hours. The solvent was removed under reduced pressure and the resulted residue was purified by column chromatography (hexane:EtOAc=5:1) to give the title compound as a yellow solid (0.58 g, 98%). NMR (400 MHz) 12.36 (s, 1H), 10.20 (s, 1H), 8.54 (d, J=8.4 Hz, 1H), 7.01 (d, J=8.4 Hz, 1H), 6.39 (d, J=1.6 Hz, 1H), 1.94 (m, 1H), 0.96 (m, 2H), 0.71 (m, 2H). MS: Calcd.: 279. Found: [M+H]⁺ 280.

Method 78

[0316] Following a similar procedure to Method 77, the following compound was synthesized from a nitropyridine by reacting it with the appropriate amine.

Meth	Product	NMR/MS	Amine
78	6-Chloro-N-(5-methyl-1H-pyrazol-3-yl)-3-nitropyridin-2-amine	(400 MHz) 12.36 (s, 1H), 10.24 (s, 1H), 8.55 (d, J = 8.8 Hz, 1H), 7.02 (d, J = 8.8 Hz, 1H), 6.48 (s, 1H), 2.27 (s, 3H). MS: Calcd.: 253; Found: [M + H] ⁺ 254.	5-methyl-1H-pyrazol-3-amine

Method 79

5,6-Chloro-N-(5-cyclopropyl-1H-pyrazol-3-yl)-3-nitropyridine-2-amine

[0317] To a solution of 2,3,6-trichloro-5-nitropyridine (1.62 g, 7.10 mmol) and DIEA (1.24 ml, 7.1 mmol) in THF (25 ml) was added dropwise a solution of 5-cyclopropyl-1H-pyrazol-3-amine (0.70 g, 5.68 mmol) in THF (5 ml) at 0° C. After addition, the reaction mixture was stirred at 25° C. for 24 hours. The solvent was removed under reduced pressure and the resulted residue was purified by column chromatography (hexane:EtOAc=1.5:1) to give the title compound as a yellow solid (0.83 g, 47%). NMR (400 MHz) 12.39 (s, 1H), 10.12 (s, 1H), 8.77 (d, J=1.2 Hz, 1H), 6.35 (s, 1H), 1.95 (m, 1H), 0.96 (m, 2H), 0.71 (m, 2H). MS: Calcd.: 313. Found: [M+H]⁺ 314.

Methods 80-81

[0318] Following a similar procedure to Method 79, the following compounds were synthesized from a 2,3,6-trichloro-5-nitropyridine by reacting it with the appropriate amine.

Meth	Product	NMR/MS	Amine
80	(R)-2-(3,6-Dichloro-5-nitropyridin-2-ylamino)-2-(4-fluorophenyl) ethanol	(400 MHz) 8.46 (s, 1H), 8.22 (d, J = 8.0 Hz, 1H), 7.45 (m, 2H), 7.16 (m, 2H), 5.22 (m, 1H), 5.05 (t, J = 6.0 Hz, 1H), 3.87 (m, 1H), 3.72 (m, 1H)	(R)-2-amino-2-(4-fluorophenyl) ethanol
81	5,6-Chloro-N-(5-isopropoxy-1H-pyrazol-3-yl)-3-nitropyridine-2-amine	(400 MHz) 12.26 and 11.64 (s, 1H), 10.42 and 10.04 (s, 1H), 8.81 and 8.77 (s, 1H), 6.02 and 5.94 (s, 1H), 4.70 and 4.48 (m, 1H), 1.32 and 1.27 (d, J = 6.0 Hz, 6H). MS: Calcd.: 331; Found: [M + H] ⁺ 332.	5-isopropoxy-1H-pyrazol-3-amine

Method 82

5-Cyclopropyl-N-(5-fluoro-2-nitrophenyl)-1H-pyrazol-3-amine

[0319] To a solution of 2,4-difluoro-1-nitrobenzene (1.76 g, 11.1 mmol) and DIEA (1.93 ml, 11.1 mmol) in THF (20 ml) was added dropwise a solution of 5-cyclopropyl-1H-pyrazol-3-amine (0.91 g, 7.39 mmol) in THF (5 ml) at 25° C. After addition, the reaction mixture was stirred at 80° C. for 48 hours. The solvent was removed under reduced pressure and the resulted residue was purified by column chromatography (hexane:DCM:EtOAc=2:1:1) to give the title compound as a yellow solid (0.62 g, 32%). NMR (400 MHz) 12.37 (s, 1H), 9.83 (s, 1H), 8.25 (m, 1H), 7.98 (d, J=11.2 Hz, 1H), 6.75 (m, 1H), 5.95 (s, 1H), 1.90 (m, 1H), 0.96 (m, 2H), 0.72 (m, 2H).

Methods 83-84

[0320] Following a similar procedure to Method 82 the following compounds were synthesized from 2,4-difluoro-1-nitrobenzene and the appropriate amine.

Meth	Product	NMR/MS	Amine
83	N-(5-Fluoro-2-nitrophenyl)-5-isopropoxy-1H-pyrazol-3-amine	MS: Calcd.: 280; Found: [M + H] ⁺ 281	5-isopropoxy-1H-pyrazol-3-amine
84	5-Methyl-N-(5-fluoro-2-nitrophenyl)-1H-pyrazol-3-amine	(400 MHz) 12.34 (s, 1H), 9.85 (s, 1H), 8.25 (m, 1H), 7.99 (dd, J = 12.8 and 2.8 Hz, 1H), 6.75 (m, 1H), 6.03 (d, J = 2.0 Hz, 1H), 2.24 (s, 3H). MS: Calcd.: 236; Found: [M + H] ⁺ 237.	5-methyl-1H-pyrazol-3-amine

Method 85

5-Cyclopropyl-N-(2,3-difluoro-6-nitrophenyl)-1H-pyrazol-3-amine

[0321] To a solution of 1,2,3-trifluoro-4-nitrobenzene (3.2 g, 18 mmol) and DIEA (4.2 ml, 24 mmol) in dry THF (20 ml) was added dropwise a solution of 5-cyclopropyl-1H-pyrazol-3-amine (2.0 g, 16 mmol) in THF (5 ml) at 0° C. After addition, the reaction mixture was stirred at 25° C. for 21 hours. The solvent was removed under reduced pressure and the resulted residue was purified by column chromatography (hexane:EtOAc=5:2). Recrystallization from EtOAc (10 ml) and hexanes (~100 ml) gave the title compound as red crystals (1.5 g, 33%). NMR (400 MHz) 11.90 (s, 1H), 8.78 (s, 1H),

7.86 (t, J=7.6 Hz, 1H), 7.08 (q, J=8.7 Hz, 1H), 5.60 (s, 1H), 1.83 (m, 1H), 0.89 (m, 2H), 0.65 (m, 2H). MS: Calcd.: 280. Found: [M+H]⁺281.

Method 86

5-Cyclopropyl-N-(4,5-difluoro-2-nitrophenyl)-1H-pyrazol-3-amine

[0322] To a solution of 1,2,4-trifluoro-5-nitrobenzene (3.0 g, 18 mmol) and DIEA (4.2 ml, 24 mmol) in dry THF (20 ml) was added dropwise a solution of 5-cyclopropyl-1H-pyrazol-3-amine (2.0 g, 16 mmol) in THF (5 ml) at 0° C. After addition, the reaction mixture was stirred at 25° C. for 20 hrs. It was then heated to 40° C. for 40 hrs. The solvent was removed under reduced pressure and the resulted residue was purified by column chromatography (hexane:EtOAc=5:2). Recrystallization from EtOAc (10 ml) and hexanes (~100 ml) gave the title compound as red crystals (0.8 g, 18%). NMR (400 MHz) 12.36 (s, 1H), 9.79 (s, 1H), 8.27 (m, 2H), 5.93 (s, 1H), 1.90 (m, 1H), 0.93 (m, 2H), 0.72 (m, 2H). MS: Calcd.: 280. Found: [M+H]⁺281.

Method 87

2-Chloro-N-(5-isopropoxy-1H-pyrazol-3-yl)-5-nitropyrimidin-4-amine

[0323] To a solution of 2,4-dichloro-5-nitropyrimidine (0.41 g, 2.1 mmol) and DIEA (0.31 ml, 1.8 mmol) in THF (10 ml) was added 5-isopropoxy-1H-pyrazol-3-amine (0.20 g, 1.4 mmol) at 0° C. The reaction mixture was stirred at 0° C. for 1 hour. The solvent was removed under reduced pressure and the resulted residue was purified by column chromatography (DCM:EtOAc=2.5:1) to give the title compound as a yellow solid (0.19 g, 45%). MS: Calcd.: 298. Found: [M+H]⁺ 299.

Method 88

(S)—N⁴-(5-Cyclopropyl-1H-pyrazol-3-yl)-N²-(1-(4-fluorophenyl)ethyl)pyridine-2,4,5-triamine

[0324] To a suspension of (S)—N⁴-(5-cyclopropyl-1H-pyrazol-3-yl)-N²-(1-(4-fluorophenyl)ethyl)-5-nitropyridine-2,4-diamine (Method 89, 0.15 g, 0.40 mmol) and zinc dust (0.13 g, 2.0 mmol) in MeOH-THF (1:1, 16 ml) was slowly added saturated ammonium chloride solution (2 ml). The reaction mixture was stirred at 25° C. for 1 hour, to which was added saturated ammonium acetate solution (5 ml). The resulting mixture was stirred for another 30 min. Zn dust was removed by filtration and washed with EtOAc (20 ml). The organic layer was separated, washed with brine (10 ml), dried over Na₂SO₄, and concentrated. The crude product was used directly for the next step without further purification. MS: Calcd.: 352. Found: [M+H]⁺ 353.

Method 89

(S)—N⁴-(5-Cyclopropyl-1H-pyrazol-3-yl)-N²-(1-(4-fluorophenyl)ethyl)-5-nitropyridine-2,4-diamine

[0325] A mixture of 2-chloro-N-(5-cyclopropyl-1H-pyrazol-3-yl)-5-nitropyridin-4-amine (Method 90, 0.15 g, 0.54 mmol), (S)-1-(4-fluorophenyl)ethylamine (0.093 g, 0.67 mmol), and DIEA (0.12 ml, 0.67 mmol) in n-BuOH (5 ml) was heated in a sealed tube at 180° C. for 32 hours. The solvent was removed under reduced pressure and the residue was purified by column chromatography (hexane-EtOAc=1:1) to give the title compound as a yellow solid (0.168 g, 82%). ¹H NMR (400 MHz) 12.37 (s, 1H), 9.59 (b, 1H), 8.83 (s, 1H), 8.20 (b, 1H), 7.37 (m, 2H), 7.13 (m, 2H), 6.69 (b, 1H), 5.88 (b, 1H), 5.29 (m, 1H), 1.91 (m, 1H), 1.43 (d, J=6.4 Hz, 3H), 0.97 (m, 2H), 0.71 (m, 2H). MS: Calcd.: 382. Found: [M+H]⁺ 383.

Method 90

2-Chloro-N-(5-cyclopropyl-1H-pyrazol-3-yl)-5-nitropyridin-4-amine

[0326] To a solution of 2,4-dichloro-5-nitropyridine (Method 91, 0.42 g, 2.18 mmol) and DIEA (0.46 ml, 2.61 mmol) in THF (10 ml) was added a 5-cyclopropyl-1H-pyrazol-3-amine (0.31 g, 2.50 mmol) solution in THF (5 ml) drop wise at 0° C. After addition, the reaction mixture was stirred at 25° C. for 17 hours. The solvent was removed under reduced pressure and the resulted residue was purified by column chromatography (hexane:EtOAc=3:1) to give the title compound as a yellow solid (0.54 g, 89%). ¹H NMR (400 MHz) 12.55 (s, 1H), 9.95 (s, 1H), 8.97 (s, 1H), 8.09 (s, 1H), 6.02 (d, J=2.0 Hz, 1H), 1.93 (m, 1H), 0.97 (m, 2H), 0.71 (m, 2H). MS: Calcd.: 279. Found: [M+H]⁺ 280.

Method 91

2,4-Dichloro-5-nitropyridine

[0327] To 4-chloro-5-nitropyridine-2-amine (Method 92, 4.40 g, 21.0 mmol) in concentrated HCl (70 ml) was added sodium nitrite (4.36 g, 63.1 mmol) portion wise at 0-5° C. After 1 hour at 0-5° C., the reaction was warmed to room temperature and stirred for 50 hours. Ice (100 g) was added and the mixture was extracted with ether (2×50 ml) and dried over sodium sulfate. The solvent was removed under reduced pressure and the resulted residue was purified by column

chromatography (hexane-DCM=1:5) to give the title compound as a white solid (1.47 g, 33%). ¹H NMR (400 MHz) 9.18 (s, 1H), 8.22 (s, 1H).

Method 92

4-Chloro-5-nitropyridine-2-amine

[0328] To 4-chloro-3-nitropyridine (10.0 g, 63.1 mmol) in 500 ml of liquid ammonium was added potassium permanganate (19.9 g, 126.1 mmol). The reaction was stirred at this temperature (-33° C.) for 5 hours then slowly warmed to room temperature. After evaporation of ammonia, water (1 L) was added. The solid formed was collected by filtration and washed with water (2 L). The solid was extracted with 1:1=DCM:EtOAc (5×500 ml). The solvent was removed and the resulting solid was recrystallized from EtOAc (400 ml) to give the title compound as a yellow solid (4.4 g, 33%). ¹H NMR (400 MHz) 8.88 (s, 1H), 7.65 (b, 2H), 6.62 (s, 1H).

Method 93

(R)-2-(5-Amino-4-(5-cyclopropyl-1H-pyrazol-3-ylamino)pyridin-2-ylamino)-2-(4-fluorophenyl)ethanol

[0329] To a suspension of (R)-2-(4-(5-cyclopropyl-1H-pyrazol-3-ylamino)-5-nitropyridin-2-ylamino)-2-(4-fluorophenyl)ethanol (Method 94, 0.14 g, 0.36 mmol) and zinc dust (0.12 g, 1.78 mmol) in MeOH-THF (1:1, 16 ml) was slowly added saturated ammonium chloride (2.0 ml). The reaction mixture was stirred at 25° C. for 1 hour, to which was then added saturated ammonium acetate solution (5 ml). The resulting mixture was stirred for another 30 minutes. The Zn dust was removed by filtration and washed with EtOAc (20 ml). The organic layer was separated, washed with brine (10 ml), dried over sodium sulfate, and concentrated. The crude product was used directly for the next step without further purification. MS: Calcd.: 368. Found: [M+H]⁺ 369.

Method 94

(R)-2-(4-(5-Cyclopropyl-1H-pyrazol-3-ylamino)-5-nitropyridin-2-ylamino)-2-(4-fluorophenyl)ethanol

[0330] A mixture of 2-chloro-N-(5-cyclopropyl-1H-pyrazol-3-yl)-5-nitropyridin-4-amine (Method 90, 0.15 g, 0.54 mmol), (R)-2-amino-2-(4-fluorophenyl)ethanol (0.10 g, 0.67 mmol), and DIEA (0.12 ml, 0.67 mmol) in n-BuOH (5 ml) was heated in a sealed tube at 195° C. for 52 hours. The solvent was removed under reduced pressure and the residue was purified by column chromatography (EtOAc) to give the title compound as a yellow solid (0.15 g, 72%). ¹H NMR (400 MHz) 12.38 (s, 1H), 9.59 (b, 1H), 8.83 (s, 1H), 8.16 (b, 1H), 7.37 (m, 2H), 7.13 (m, 2H), 6.75 (b, 1H), 5.92 (b, 1H), 5.25 (b, 1H), 4.98 (m, 1H), 3.61 (t, J=6.4 Hz, 2H), 1.92 (m, 1H), 0.97 (m, 2H), 0.72 (m, 2H). MS: Calcd.: 398. Found: [M+H]⁺ 399.

Method 95

6-Chloro-N-(5-isopropoxy-1H-pyrazol-3-yl)-3-nitropyridin-2-amine

[0331] To a solution of 2,6-dichloro-3-nitropyridine (1.0 g, 5.3 mmol) and DIEA (0.77 ml, 4.4 mmol) in THF (20 ml) was added 5-isopropoxy-1H-pyrazol-3-amine (0.50 g, 3.5 mmol). The reaction mixture was stirred at 25° C. for 3 days and 60°

C. for 1 hour. The solvent was removed under reduced pressure and the resulted residue was purified by column chromatography (hexane-EtOAc=3:1) to give the title compound as a yellow solid (0.62 g, 59%). ¹H NMR (400 MHz) 12.25 and 11.66 (s, 1H), 10.46 and 10.13 (s, 1H), 8.56 (m, 1H), 7.11 and 7.02 (d, J=8.4 Hz, 1H), 6.08 and 5.97 (s, 1H), 4.70 and 4.48 (m, 1H), 1.32 and 1.27 (d, J=6.0 Hz, 6H). MS: Calcd.: 297. Found: [M+H]⁺ 298.

Method 96

(S)-2-Amino-3-(5-cyclopropyl-1H-pyrazol-3-ylamino)-5-(1-(4-fluorophenyl)ethylamino)benzotriazole

[0332] To a suspension of (S)-3-(5-cyclopropyl-1H-pyrazol-3-ylamino)-5-(1-(4-fluorophenyl)ethylamino)-2-nitrobenzotriazole (Method 97, 4.20 g, 10.0 mmol) and zinc dust (3.40 g, 52 mmol) in MeOH-THF (1:1, 100 ml) was slowly added saturated ammonium chloride (40 ml). The reaction mixture was stirred at 25° C. for 1 hour, to which was then added saturated ammonium acetate solution (50 ml). The resulting mixture was stirred for another 30 minutes. Zn dust was removed by filtration and washed with EtOAc (200 ml). The organic layer was separated, washed with brine (100 ml), dried over sodium sulfate, and concentrated. The crude product was used directly for the next step without further purification. MS: Calcd: 376. Found: [M+H]⁺ 377.

Method 97

(S)-3-(5-Cyclopropyl-1H-pyrazol-3-ylamino)-5-(1-(4-fluorophenyl)ethylamino)-2-nitrobenzotriazole

[0333] A mixture of 3-(5-cyclopropyl-1H-pyrazol-3-ylamino)-5-fluoro-2-nitrobenzotriazole (Method 98, 3.50 g, 12.2 mmol), (S)-1-(4-fluoro-phenyl)ethylamine (1.87 g, 13.4 mmol), and DIEA (2.6 ml, 14.6 mmol) in n-BuOH (20 ml) was heated in a sealed tube at 230° C. for 2 hours. The solvent was removed under reduced pressure and the residue was purified by column chromatography (hexane-EtOAc=1:2) to give the title compound as a yellow solid (4.4 g, 89%). ¹H NMR (400 MHz) 12.38 (s, 1H), 10.12 (b, 1H), 8.07 (d, J=6.4 Hz, 1H), 7.34 (m, 2H), 7.16 (m, 2H), 6.89 (b, 1H), 6.77 (s, 1H), 5.63 (m, 1H), 4.55 (m, 1H), 1.90 (m, 1H), 1.45 (d, J=6.8 Hz, 3H), 0.97 (m, 2H), 0.70 (m 2H). MS: Calcd.: 406. Found: [M+H]⁺ 407.

Method 98

3-(5-Cyclopropyl-1H-pyrazol-3-ylamino)-5-fluoro-2-nitrobenzotriazole

[0334] To a solution of 3,5-difluoro-2-nitrobenzotriazole (Method 99, 5.8 g, 31.5 mmol) and DIEA (5.5 ml, 31.5 mmol) in THF (50 ml) was added drop wise a solution of 5-cyclopropyl-1H-pyrazol-3-amine (4.66 g, 37.8 mmol) in THF (5 ml) at 0° C. After addition, the reaction mixture was stirred at 25° C. for 20 hours. The solvent was removed under reduced pressure and the resulted residue was purified by column chromatography (DCM-EtOAc=10:1) to give the title compound as a yellow solid (5.5 g, 61%). ¹H NMR (400 MHz) 12.43 (s, 1H), 9.70 (s, 1H), 8.22 (dd, J=11.2 and 2.0 Hz, 1H),

7.51 (d, J=5.2 Hz, 1H), 5.92 (s, 1H), 1.90 (m, 1H), 0.95 (m, 2H), 0.71 (m, 2H). MS: Calcd.: 287. Found: [M+H]⁺ 288.

Method 99

3,5-Difluoro-2-nitrobenzotriazole

[0335] Potassium nitrate (6.56 g, 64.8 mmol) was added to concentrated H₂SO₄ (33.7 ml, 633 mmol) at 0° C., followed by slow addition of 3,5-difluorobenzotriazole (4.4 g, 31.6 mmol). The suspension was stirred at this temperature for an additional 3 hours and quenched with ice water (500 ml). The resulting solid was collected by filtration and dried to give the title compound (5.55 g, 95%) as a white solid. ¹H NMR (400 MHz, CDCl₃) 7.43 (m, 1H), 7.35 (m, 1H).

Method 100

(S)-2-Amino-3-(5-cyclopropyl-1H-pyrazol-3-ylamino)-5-(1-(4-fluorophenyl)ethylamino)benzamide

[0336] To a suspension of (S)-3-(5-cyclopropyl-1H-pyrazol-3-ylamino)-5-(1-(4-fluorophenyl)ethylamino)-2-nitrobenzotriazole (Method 97; 4.20 g, 10.0 mmol) and zinc dust (3.40 g, 52 mmol) in MeOH-THF (1:1, 100 ml) was slowly added saturated ammonium chloride (40 ml). The reaction mixture was stirred at 25° C. for 1 hour, to which was then added saturated ammonium acetate solution (50 ml). The resulting mixture was stirred for another 30 minutes. Zn dust was removed by filtration and washed with EtOAc (200 ml). The organic layer was separated, washed with brine (100 ml), dried over sodium sulfate, and concentrated. The crude product was used directly for the next step without further purification. MS: Calcd: 394. Found: [M+H]⁺ 395.

Method 101

(S)-N³-(5-Cyclopropyl-1H-pyrazol-3-yl)-2,6-difluoro-N¹-(1-(4-fluorophenyl)ethyl)benzene-1,3,4-triamine

[0337] A solution of saturated ammonium chloride (4 ml) was added slowly to a suspension of (S)-N¹-(5-cyclopropyl-1H-pyrazol-3-yl)-2,4-difluoro-N³-(1-(4-fluorophenyl)ethyl)-6-nitrobenzene-1,3-diamine (Method 102, 0.30 g, 0.719 mmol) and zinc dust (0.235 g, 3.59 mmol) in MeOH/THF (10 ml, 1:1). The mixture was stirred at 25° C. for 2 hours. Saturated ammonium acetate solution (5 ml) was added and the mixture was stirred for another 30 minutes. Zn dust was removed by filtration and the cake was washed with EtOAc (15 ml). The organic layer was separated and dried over sodium sulfate. After removal of solvent, the product was used directly for the next step without further purification.

Method 102

(S)-N¹-(5-Cyclopropyl-1H-pyrazol-3-yl)-2,4-difluoro-N³-(1-(4-fluorophenyl)ethyl)-6-nitrobenzene-1,3-diamine

[0338] A mixture of 5-cyclopropyl-N-(2,3,4-trifluoro-6-nitrophenyl)-1H-pyrazol-3-amine (Method 103, 0.300 g, 1.01 mmol), (S)-1-(4-fluorophenyl)ethylamine (0.154 g, 1.11 mmol) and DIEA (0.263 ml, 1.51 mmol) in n-BuOH (2 ml) was heated in a sealed tube placed in an oil bath set at 135° C.

for 8 hours. The solvent was removed under reduced pressure and the residue was purified by chromatography (hexane-EtOAc=3:1) to give the title compound as an orange solid (0.30 g, 71%). ¹H NMR (400 MHz) 11.89 (s, 1H), 8.57 (s, 1H), 7.69 (d, 1H, J=13.6 Hz), 7.35 (m, 2H), 7.14 (t, J=8.8 Hz, 2H), 6.81 (d, 1H, 7.6 Hz), 5.39 (s, 1H), 5.00 (m, 1H), 1.80 (m, 1H), 1.49 (d, J=6.8 Hz, 3H), 0.90 (m, 2H), 0.62 (m, 2H). MS: Calcd.: 417. Found: [M+H]⁺ 418.

Method 103

5-Cyclopropyl-N-(2,3,4-trifluoro-6-nitrophenyl)-1H-pyrazol-3-amine

[0339] To 1,2,3,4-tetrafluoro-5-nitrobenzene (3.0 g, 15.4 mmol) and DIEA (3.7 ml, 21.0 mmol) in dry THF (20 ml) was added 5-cyclopropyl-1H-pyrazol-3-amine (1.7 g, 14.0 mmol) in THF (5 ml) drop wise at 0° C. After addition, the reaction mixture was stirred at 25° C. for 16 hours. The solvent was removed under reduced pressure and the resulted residue was purified by column chromatography (hexane-EtOAc=4:1). This was recrystallized from Et₂O (20 ml) and hexanes (~150 ml) to give the title compound as red crystals (0.650 g, 16%). ¹H NMR (400 MHz) 11.84 (s, 1H), 8.67 (s, 1H), 8.06 (m, 1H), 5.57 (s, 1H), 1.82 (m, 1H), 0.89 (m, 2H), 0.65 (m, 2H). MS: Calcd.: 298. Found: [M+H]⁺ 299.

Method 104

(R)-2-(4-Amino-3-(5-cyclopropyl-1H-pyrazol-3-ylamino)-2,6-difluorophenylamino)-2-(4-fluorophenyl)ethanol

[0340] A solution of saturated ammonium chloride (4 ml) was added slowly to a suspension (R)-2-(3-(5-cyclopropyl-1H-pyrazol-3-ylamino)-2,6-difluoro-4-nitrophenylamino)-2-(4-fluorophenyl)ethanol (Method 105, 0.250 g, 0.577 mmol) and zinc dust (0.189 g, 2.88 mmol) in MeOH/THF (10 ml, 1:1). The mixture was stirred at 25° C. for 5 minutes. Saturated ammonium acetate solution (5 ml) was added and the mixture was stirred for another 30 minutes. Zn dust was removed by filtration and the cake was washed with EtOAc (15 ml). The organic layer was separated and dried over sodium sulfate. After removal of solvent, the product was used directly for the next step without further purification.

Method 105

(R)-2-(3-(5-Cyclopropyl-1H-pyrazol-3-ylamino)-2,6-difluoro-4-nitrophenylamino)-2-(4-fluorophenyl)ethanol

[0341] A mixture of 5-cyclopropyl-N-(2,3,4-trifluoro-6-nitrophenyl)-1H-pyrazol-3-amine (Method 103, 0.300 g, 1.01 mmol), (R)-2-amino-2-(4-fluorophenyl)ethanol (0.172 g, 1.11 mmol) and DIEA (0.263 ml, 1.51 mmol) in n-BuOH (2 ml) was heated in a sealed tube placed in an oil bath set at 135° C. for 8 hours. The solvent was removed under reduced pressure and the residue was purified by chromatography (hexane-EtOAc=1:1) to give the title compound as an orange solid (0.25 g, 57%). ¹H NMR (400 MHz) 11.88 (s, 1H), 8.57 (s, 1H), 7.70 (d, J=13.2 Hz, 1H), 7.34 (m, 2H), 7.15 (t, J=8.8 Hz, 2H), 6.61 (b, 1H), 5.38 (s, 1H), 5.07 (t, J=5.6 Hz, 1H),

4.88 (m, 1H), 3.62-3.71 (m, 2H), 1.80 (m, 1H), 0.90 (m, 2H), 0.61 (m, 2H). MS: Calcd.: 433. Found: [M+H]⁺ 434.

Utility

[0342] The compounds of the present invention have utility for the treatment of cancer by inhibiting the tyrosine kinases, particularly the Trks and more particularly Trk A and B. Methods of treatment target tyrosine kinase activity, particularly the Trk activity and more particularly Trk A and B activity, which is involved in a variety of cancer related processes. Thus, inhibitors of tyrosine kinase, particularly the Trks and more particularly Trk A and B, are expected to be active against neoplastic disease such as carcinoma of the breast, ovary, lung, colon, prostate or other tissues, as well as leukemias and lymphomas, tumours of the central and peripheral nervous system, and other tumour types such as melanoma, fibrosarcoma and osteosarcoma. Tyrosine kinase inhibitors, particularly the Trk inhibitors and more particularly Trk A and B inhibitors are also expected to be useful for the treatment other proliferative diseases including but not limited to autoimmune, inflammatory, neurological, and cardiovascular diseases.

[0343] In addition, the compounds of the invention are expected to be of value in the treatment or prophylaxis of cancers selected with up regulated or constitutively activated Trk kinases, including but not limited to, oncogenic rearrangements leading to ETV6-TrkC fusions, TRP-TrkA fusions proteins, AML-ETO (t8; 21), autocrine or paracrine signalling leading to elevated serum levels of NGF, BDNF, neurotrophins or tumours with constitutively active Trk associated with disease aggressiveness, tumour growth and proliferation or survival signalling.

[0344] Compounds of the present invention have been shown to inhibit tyrosine kinases, particularly the Trks and more particularly Trk A and B, as determined by the Trk A Assay described herein.

[0345] Compounds provided by this invention should also be useful as standards and reagents in determining the ability of a potential pharmaceutical to inhibit tyrosine kinases, particularly the Trks and more particularly Trk A and B. These would be provided in commercial kits comprising a compound of this invention

Trk A Assay Format

[0346] Trk A kinase activity was measured for its ability to phosphorylate synthetic tyrosine residues within a generic polypeptide substrate using an Amplified Luminescent Proximity Assay (Alphascreen) technology (PerkinElmer, 549 Albany Street, Boston, Mass.).

[0347] To measure Trk A kinase activity, the intracellular domain of a HIS-tagged human Trk A kinase (amino acids 442-796 of Trk A, Swiss-Prot Primary Accession Number P04629) was expressed in SF9 cells and purified using standard nickel column chromatography. After incubation of the kinase with a biotinylated substrate and adenosine triphosphate (ATP) for 20 minutes at room temperature, the kinase reaction was stopped by the addition of 30 mM ethylenediaminetetraacetic acid (EDTA). The reaction was performed in 384 well microtitre plates and the reaction products were detected with the addition of streptavidin coated Donor Beads and phosphotyrosine-specific antibodies coated Acceptor Beads using the EnVision Multilabel Plate Reader after an overnight incubation at room temperature.

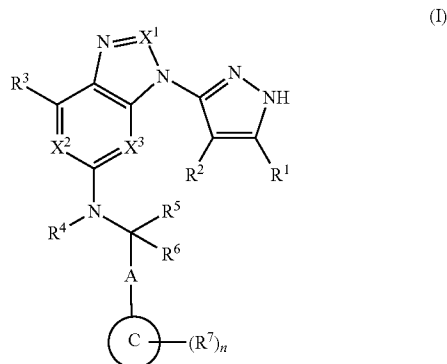
Peptide substrate	PolyEY-biotin (PGT-bio.)
ATP Km	70 μ M
Assay conditions	0.838 ng/ml Trk A, 9 mM HEPES, 45 μ g/ml BSA, 10 mM MnCl ₂ , 5 nM PGT-bio, 0.01% Triton X-100, 70 μ M ATP
Incubation	20 minutes, room temperature
Termination/Detection conditions	6.3 mM HEPES, 30 mM EDTA, 525 μ g/ml BSA, 40 mM NaCl, 0.007% Triton X-100, 12 ng/ml of Donor Beads, 12 ng/ml of Acceptor Beads
Detection incubation	overnight, room temperature
Fluometer settings	Excitation = 680 nM Emission = 570 nM Excitation 680 nM Emission = 570 nM Excitation Time = 180 ms Total Measurement Time = 550 ms

[0348] Although the pharmacological properties of the compounds of the formula (I) vary with structural change, in general activity possessed by compounds of the formula (I) may be demonstrated at IC₅₀ concentrations (concentrations to achieve 50% inhibition) or doses in the range of (0.01 μ M to 10 μ M).

[0349] When tested in the above in-vitro assay the Trk inhibitory activity of the following examples was measured at the following IC₅₀s.

Ex	IC ₅₀ (μ M)
Example 4	0.020
Example 14	0.022
Example 29	0.015

1. A compound of formula (I):



wherein:

R¹ and R² are independently selected from hydrogen, halo, nitro, cyano, hydroxy, trifluoromethoxy, amino, carboxy, carbamoyl, mercapto, sulphamoyl, C₁₋₆alkyl, C₂₋₆alkenyl, C₂₋₆alkynyl, C₁₋₆alkoxy, C₁₋₆alkanoyl, C₁₋₆alkanoyloxy, N-(C₁₋₆alkyl)amino, N,N-(C₁₋₆alkyl)₂amino, C₁₋₆alkanoylamino, N-(C₁₋₆alkyl)carbamoyl, N,N-(C₁₋₆alkyl)₂carbamoyl, C₁₋₆alkylS(O)_a wherein a is 0 to 2, C₁₋₆alkoxycarbonyl, N-(C₁₋₆alkyl)sulphamoyl, N,N-(C₁₋₆alkyl)₂sulphamoyl, C₁₋₆alkylsulphonylamino, carbocyclyl or heterocyclyl; wherein R¹ and R² independently of each other may be optionally

substituted on carbon by one or more R⁸; and wherein if said heterocyclyl contains an —NH— moiety that nitrogen may be optionally substituted by a group selected from R⁹;

X¹, X² and X³ are independently =N— or =CR¹⁰—;

R³ and R¹⁰ are independently selected from hydrogen, halo, nitro, cyano, hydroxy, trifluoromethoxy, amino, carboxy, carbamoyl, mercapto, sulphamoyl, C₁₋₆alkyl, C₂₋₆alkenyl, C₂₋₆alkynyl, C₁₋₆alkoxy, C₁₋₆alkanoyl, C₁₋₆alkanoyloxy, N-(C₁₋₆alkyl)amino, N,N-(C₁₋₆alkyl)₂amino, C₁₋₆alkanoylamino, N-(C₁₋₆alkyl)carbamoyl, N,N-(C₁₋₆alkyl)₂carbamoyl, C₁₋₆alkylS(O)_a wherein a is 0 to 2, C₁₋₆alkoxycarbonyl, N-(C₁₋₆alkyl)sulphamoyl, N,N-(C₁₋₆alkyl)₂sulphamoyl, C₁₋₆alkylsulphonylamino, carbocyclyl-R¹¹— or heterocyclyl-R¹²—; wherein R³ and R¹⁰ independently of each other may be optionally substituted on carbon by one or more R¹³; and wherein if said heterocyclyl contains an —NH— moiety that nitrogen may be optionally substituted by a group selected from R¹⁴;

R⁴ is hydrogen or optionally substituted C₁₋₆alkyl; wherein said optional substituents are selected from one or more R¹⁵;

R⁵ and R⁶ are independently selected from hydrogen, halo, nitro, cyano, hydroxy, trifluoromethoxy, amino, carboxy, carbamoyl, mercapto, sulphamoyl, C₁₋₆alkyl, C₂₋₆alkenyl, C₂₋₆alkynyl, C₁₋₆alkoxy, C₁₋₆alkanoyl, C₁₋₆alkanoyloxy, N-(C₁₋₆alkyl)amino, N,N-(C₁₋₆alkyl)₂amino, C₁₋₆alkanoylamino, N-(C₁₋₆alkyl)carbamoyl, N,N-(C₁₋₆alkyl)₂carbamoyl, C₁₋₆alkylS(O)_a wherein a is 0 to 2, C₁₋₆alkoxycarbonyl, N-(C₁₋₆alkyl)sulphamoyl, N,N-(C₁₋₆alkyl)₂sulphamoyl, C₁₋₆alkylsulphonylamino, carbocyclyl or heterocyclyl; wherein R⁵ and R⁶ independently of each other may be optionally substituted on carbon by one or more R¹⁶; and wherein if said heterocyclyl contains an —NH— moiety that nitrogen may be optionally substituted by a group selected from R¹⁷;

A is a direct bond or C₁₋₂alkylene; wherein said C₁₋₂alkylene may be optionally substituted by one or more R¹⁸;

Ring C is carbocyclyl or heterocyclyl; wherein if said heterocyclyl contains an —NH— moiety that nitrogen may be optionally substituted by a group selected from R¹⁹;

R⁷ is selected from halo, nitro, cyano, hydroxy, trifluoromethoxy, amino, carboxy, carbamoyl, mercapto, sulphamoyl, C₁₋₆alkyl, C₂₋₆alkenyl, C₂₋₆alkynyl, C₁₋₆alkoxy, C₁₋₆alkanoyl, C₁₋₆alkanoyloxy, N-(C₁₋₆alkyl)amino, N,N-(C₁₋₆alkyl)₂amino, C₁₋₆alkanoylamino, N-(C₁₋₆alkyl)carbamoyl, N,N-(C₁₋₆alkyl)₂carbamoyl, C₁₋₆alkylS(O)_a wherein a is 0 to 2, C₁₋₆alkoxycarbonyl, N-(C₁₋₆alkyl)sulphamoyl, N,N-(C₁₋₆alkyl)₂sulphamoyl, C₁₋₆alkylsulphonylamino, carbocyclyl or heterocyclyl; wherein R⁷ may be optionally substituted on carbon by one or more R²⁰; and wherein if said heterocyclyl contains an —NH— moiety that nitrogen may be optionally substituted by a group selected from R²¹;

n is 0, 1, 2 or 3; wherein the values of R⁷ may be the same or different;

R⁸, R¹³, R¹⁵, R¹⁶, R¹⁸ and R²⁰ and are independently selected from halo, nitro, cyano, hydroxy, trifluoromethoxy, amino, carboxy, carbamoyl, mercapto, sulphamoyl, C₁₋₆alkyl, C₁₋₂₋₆alkenyl, C₁₋₂₋₆alkynyl,

C₁₋₆alkoxy, C₁₋₆alkanoyl, C₁₋₆alkanoyloxy, N—(C₁₋₆alkyl)amino, N,N—(C₁₋₆alkyl)₂amino, C₁₋₆alkanoylamino, N—(C₁₋₆alkyl)carbamoyl, N,N—(C₁₋₆alkyl)₂carbamoyl, C₁₋₆alkylS(O)_a wherein a is 0 to 2, C₁₋₆alkoxycarbonyl, N—(C₁₋₆alkyl)sulphamoyl, N,N—(C₁₋₆alkyl)₂sulphamoyl, C₁₋₆alkylsulphonylamino, carbocyclyl-R²²— or heterocyclyl-R²³—; wherein R⁸, R¹³, R¹⁵, R¹⁶, R¹⁸ and R²⁰ independently of each other may be optionally substituted on carbon by one or more R²⁴; and wherein if said heterocyclyl contains an —NH— moiety that nitrogen may be optionally substituted by a group selected from R²⁵;

R⁹, R¹⁴, R¹⁷, R¹⁹, R²¹ and R²⁵ are independently selected from C₁₋₆alkyl, C₁₋₆alkanoyl, C₁₋₆alkylsulphonyl, C₁₋₆alkoxycarbonyl, carbamoyl, N—(C₁₋₆alkyl)carbamoyl, N,N—(C₁₋₆alkyl)₂carbamoyl, benzyl, benzyloxycarbonyl, benzoyl and phenylsulphonyl; wherein R⁹, R¹⁴, R¹⁷, R¹⁹, R²¹ and R²⁵ independently of each other may be optionally substituted on carbon by one or more R²⁶;

R²⁴ and R²⁶ are independently selected from halo, nitro, cyano, hydroxy, trifluoromethoxy, amino, carboxy, carbamoyl, mercapto, sulphamoyl, C₁₋₆alkyl, C₂₋₆alkenyl, C₂₋₆alkynyl, C₁₋₆alkoxy, C₁₋₆alkanoyl, C₁₋₆alkanoyloxy, N—(C₁₋₆alkyl)amino, N,N—(C₁₋₆alkyl)₂amino, C₁₋₆alkanoylamino, N—(C₁₋₆alkyl)carbamoyl, N,N—(C₁₋₆alkyl)₂carbamoyl, C₁₋₆alkylS(O)_a wherein a is 0 to 2, C₁₋₆alkoxycarbonyl, N—(C₁₋₆alkyl)sulphamoyl, N,N—(C₁₋₆alkyl)₂sulphamoyl, C₁₋₆alkylsulphonylamino, carbocyclyl or heterocyclyl; wherein R²⁴ and R²⁶ independently of each other may be optionally substituted on carbon by one or more R²⁷; and wherein if said heterocyclyl contains an —NH— moiety that nitrogen may be optionally substituted by a group selected from R²⁸;

R¹¹, R¹², R²² and R²³ are independently selected from a direct bond, —O—, —N(R²⁹)—, —C(O)—, —N(R³⁰)C(O)—, —C(O)N(R³¹)—, —S(O)_s—, —SO₂N(R³²)— or —N(R³³)SO₂—; wherein R²⁹, R³⁰, R³¹, R³² and R³³ are independently selected from hydrogen or C₁₋₆alkyl and s is 0-2;

R²⁷ is selected from halo, nitro, cyano, hydroxy, trifluoromethoxy, trifluoromethyl, amino, carboxy, carbamoyl, mercapto, sulphamoyl, methyl, ethyl, methoxy, ethoxy, acetyl, acetoxy, methylamino, ethylamino, dimethylamino, diethylamino, N-methyl-N-ethylamino, acetylamino, N-methylcarbamoyl, N-ethylcarbamoyl, N,N-dimethylcarbamoyl, N,N-diethylcarbamoyl, N-methyl-N-ethylcarbamoyl, methylthio, ethylthio, methylsulphanyl, ethylsulphanyl, mesyl, ethylsulphonyl, methoxycarbonyl, ethoxycarbonyl, N-methylsulphamoyl, N-ethylsulphamoyl, N,N-dimethylsulphamoyl, N,N-diethylsulphamoyl or N-methyl-N-ethylsulphamoyl; and

R²⁸ is selected from C₁₋₆alkyl, C₁₋₆alkanoyl, C₁₋₆alkylsulphonyl, C₁₋₆alkoxycarbonyl, carbamoyl, N—(C₁₋₆alkyl)carbamoyl, N,N—(C₁₋₆alkyl)₂carbamoyl, benzyl, benzyloxycarbonyl, benzoyl and phenylsulphonyl;

or a pharmaceutically acceptable salt thereof.

2. A compound of formula (I) or a pharmaceutically acceptable salt thereof, as claimed in claim 1 wherein R¹ is selected from C₁₋₆alkyl, C₁₋₆alkoxy and carbocyclyl.

3. A compound of formula (I) or a pharmaceutically acceptable salt thereof, as claimed in claim 1 wherein R² is hydrogen.

4. A compound of formula (I) or a pharmaceutically acceptable salt thereof, as claimed in claim 1 wherein R³ is selected from hydrogen, cyano, carbamoyl, C₁₋₆alkyl and C₁₋₆alkoxycarbonyl; wherein R³ may be optionally substituted on carbon by one or more R¹³; and R¹³ is hydroxy.

5. A compound of formula (I) or a pharmaceutically acceptable salt thereof, as claimed in claim 1 wherein R⁴ is hydrogen.

6. A compound of formula (I) or a pharmaceutically acceptable salt thereof, as claimed in claim 1 wherein R⁵ and R⁶ are independently selected from hydrogen or C₁₋₆alkyl; wherein R⁵ and R⁶ independently of each other may be optionally substituted on carbon by one or more R¹⁶; wherein R¹⁶ is hydroxy.

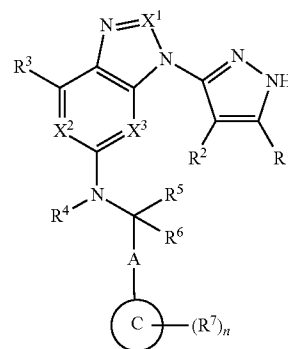
7. A compound of formula (I) or a pharmaceutically acceptable salt thereof, as claimed in claim 1 wherein A is a direct bond or C₁₋₂alkylene; wherein said C₁₋₂alkylene may be optionally substituted by one or more R¹⁸; wherein R¹⁸ is hydroxy.

8. A compound of formula (I) or a pharmaceutically acceptable salt thereof, as claimed in claim 1 wherein Ring C is phenyl, pyridyl, 1,3-benzodioxolyl or 1H-indolyl.

9. A compound of formula (I) or a pharmaceutically acceptable salt thereof, as claimed in claim 1 wherein R⁷ is selected from halo and C₁₋₆alkyl; wherein R⁷ may be optionally substituted on carbon by one or more R²⁰; wherein R²⁰ is halo.

10. A compound of formula (I) or a pharmaceutically acceptable salt thereof, as claimed in claim 1 wherein n is 0, 1 or 2; wherein the values of R⁷ may be the same or different.

11. A compound of formula (I):



(I)

wherein:

R¹ is selected from methyl, isopropoxy and cyclopropyl;

R² is hydrogen;

X¹, X² and X³ are independently =N— or =CR¹⁰—;

R³ is selected from hydrogen, cyano, carbamoyl, methyl, hydroxymethyl and methoxycarbonyl;

R¹⁰ is selected from hydrogen, fluoro, chloro, cyano, carbamoyl, methyl, aminomethyl and acetylaminoethyl;

R⁴ is hydrogen;

R⁵ is selected from hydrogen, methyl, ethyl or hydroxymethyl;

R⁶ is selected from hydrogen or hydroxymethyl;

A is a direct bond, methylene or hydroxymethylene;

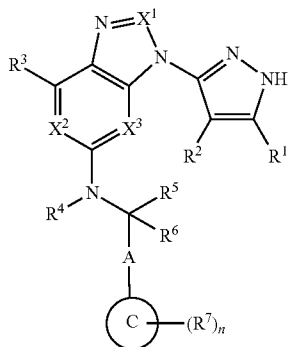
Ring C is phenyl, pyrid-2-yl, 1,3-benzodioxol-5-yl or 1H-indol-3-yl;

R⁷ is trifluoromethyl and fluoro; and

n is 0, 1 or 2; wherein the values of R⁷ may be the same or different;

or a pharmaceutically acceptable salt thereof.

12. A compound of formula (I):



(I)

selected from:

(2R)-2-[9-(5-cyclopropyl-1H-pyrazol-3-yl)-6-methyl-9H-purin-2-ylamino]-2-(4-fluorophenyl)ethanol;

(2R)-2-[[9-(5-cyclopropyl-1H-pyrazol-3-yl)-9H-purin-2-yl]amino]-2-(4-fluorophenyl)ethanol;

N—((S)-1-(4-fluorophenyl)ethyl)-9-(5-isopropoxy-1H-pyrazol-3-yl)-9H-purin-2-amine;

3-(5-cyclopropyl-1H-pyrazol-3-yl)-N—[(S)-1-(4-fluorophenyl)ethyl]-3H-imidazo[4,5-b]pyridin-5-amine;

3-(5-isopropoxy-1H-pyrazol-3-yl)-N—((S)-1-(pyridin-2-yl)ethyl)-3H-imidazo[4,5-b]pyridin-5-amine;

N—((S)-1-(4-fluorophenyl)ethyl)-3-(5-isopropoxy-1H-pyrazol-3-yl)-3H-imidazo[4,5-b]pyridin-5-amine;

(2R)-2-(4-fluorophenyl)-2-(3-(5-isopropoxy-1H-pyrazol-3-yl)-3H-imidazo[4,5-b]pyridin-5-ylamino)ethanol;

6-chloro-N—((S)-1-(4-fluorophenyl)ethyl)-3-(5-isopropoxy-1H-pyrazol-3-yl)-3H-imidazo[4,5-b]pyridin-5-amine;

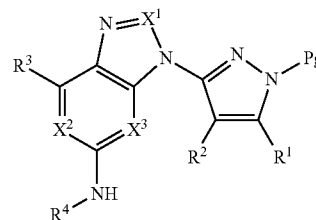
3-(5-cyclopropyl-1H-pyrazol-3-yl)-N—[(S)-1-(4-fluorophenyl)ethyl]-3H-benzo[d]imidazol-5-amine; and

N—((1-(5-cyclopropyl-1H-pyrazol-3-yl)-6-((S)-1-(4-fluorophenyl)ethylamino)-1H-benzo[d]imidazol-5-yl)methyl)acetamide;

or a pharmaceutically acceptable salt thereof

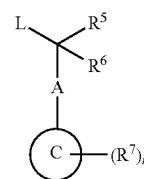
13. A process for preparing a compound of formula (I) or a pharmaceutically acceptable salt thereof which process, wherein variable groups are, unless otherwise specified, as defined in claim 1, wherein said process is selected from:

Process a) reaction of a compound of formula (II):



(II)

wherein Pg is a nitrogen protecting group; with a compound of formula (III):

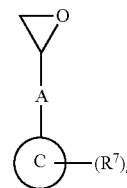


(III)

wherein L is a displaceable group;

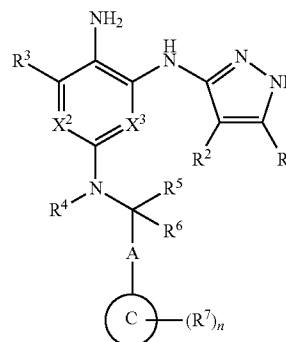
Process b) for compounds of formula (I) wherein R⁵ is hydroxymethyl and R⁶ is hydrogen;

reaction of a compound of formula (II) with an epoxide of formula (IV):



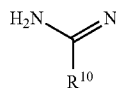
(IV)

Process c) for compounds of formula (I) wherein X¹ is =CR¹⁰—; reacting a compound of formula (V):



(V)

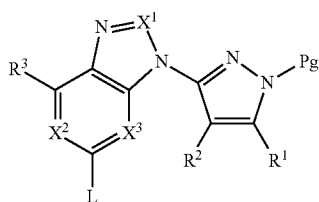
with a compound of formula (VI):



(VII)

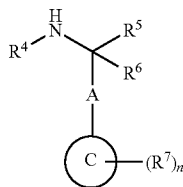
Process d) for compounds of formula (I) wherein X^1 is $=\text{N}-$; reacting a compound of formula (V) with aqueous NaNO_2 solution;

Process e) reacting a compound of formula (VII):



(VII)

wherein L is a displaceable group and Pg is a nitrogen protecting group; with an amine of formula (VIII):



(VIII)

and thereafter if necessary:

i) converting a compound of the formula (I) into another compound of the formula (I);

ii) removing any protecting groups;

iii) forming a pharmaceutically acceptable salt.

14. (canceled)

15. (canceled)

16. (canceled)

17. (canceled)

18. (canceled)

19. A method for the treatment or prophylaxis of cancer comprising administering a therapeutically effective amount of a compound of formula (I) or a pharmaceutically acceptable salt thereof, as claimed in claim 1, together with at least one pharmaceutically acceptable carrier, diluent or excipient.

20. (canceled)

21. A pharmaceutical composition comprising a compound of formula (I), or a pharmaceutically acceptable salt thereof, as claimed in claim 1, together with at least one pharmaceutically acceptable carrier, diluent or excipient.

22. (canceled)

23. (canceled)

24. (canceled)

25. (canceled)

26. (canceled)

27. (canceled)

28. The method of use according to claim 19 wherein said cancer is selected from congenital fibrosarcoma, mesoblastic nephroma, mesothelioma, acute myeloblastic leukemia, acute lymphocytic leukemia, multiple myeloma, melanoma, oesophageal cancer, myeloma, hepatocellular, pancreatic, cervical cancer, Ewings sarcoma, neuroblastoma, Kaposi sarcoma, ovarian cancer, breast cancer including secretory breast cancer, colorectal cancer, prostate cancer including hormone refractory prostate cancer, bladder cancer, melanoma, lung cancer—non small cell lung cancer (NSCLC), and small cell lung cancer (SCLC), gastric cancer, head and neck cancer, renal cancer, lymphoma, thyroid cancer including papillary thyroid cancer, mesothelioma and leukaemia.

* * * * *