

(12) INTERNATIONAL APPLICATION PUBLISHED UNDER THE PATENT COOPERATION TREATY (PCT)

(19) World Intellectual Property
Organization
International Bureau



WIPO | PCT



(10) International Publication Number
WO 2014/131851 A1

(43) International Publication Date
4 September 2014 (04.09.2014)

- (51) **International Patent Classification:**
A61K 31/4709 (2006.01) *A61P 11/00* (2006.01)
C07D 409/14 (2006.01)
- (21) **International Application Number:** PCT/EP2014/053871
- (22) **International Filing Date:** 27 February 2014 (27.02.2014)
- (25) **Filing Language:** English
- (26) **Publication Language:** English
- (30) **Priority Data:**
13382060.5 27 February 2013 (27.02.2013) EP
61/804,558 22 March 2013 (22.03.2013) US
- (71) **Applicant:** **ALMIRALL, S.A.** [ES/ES]; Ronda del General Mitre 151, E-08022 Barcelona (ES).
- (72) **Inventors:** **APARICI VIRGILI, Monica**; C/ Laureà Miró 408-410, Sant Feliu de Llobregat, E-08980 Barcelona (ES). **CALBET MURTRO, Marta**; C/ Laureà Miró 408-410, Sant Feliu de Llobregat, E-08980 Barcelona (ES). **MIRALPEIX GUELL, Montserrat**; C/ Laureà Miró 408-410, Sant Feliu de Llobregat, E-08980 Barcelona (ES). **GAVALDA MONEDERO, Amadeu**; C/ Laureà Miró 408-410, Sant Feliu de Llobregat, E-08980 Barcelona (ES). **PUIG DURAN, Carlos**; C/ Laureà Miró 408-410, Sant Feliu de Llobregat, E-08980 Barcelona (ES).
- (74) **Agent:** **SRINIVASAN, Ravi Chandran**; 14 South Square, Gray's Inn, London, Greater London WC1R 5JJ (GB).
- (81) **Designated States** (*unless otherwise indicated, for every kind of national protection available*): AE, AG, AL, AM, AO, AT, AU, AZ, BA, BB, BG, BH, BN, BR, BW, BY, BZ, CA, CH, CL, CN, CO, CR, CU, CZ, DE, DK, DM, DO, DZ, EC, EE, EG, ES, FI, GB, GD, GE, GH, GM, GT, HN, HR, HU, ID, IL, IN, IR, IS, JP, KE, KG, KN, KP, KR, KZ, LA, LC, LK, LR, LS, LT, LU, LY, MA, MD, ME, MG, MK, MN, MW, MX, MY, MZ, NA, NG, NI, NO, NZ, OM, PA, PE, PG, PH, PL, PT, QA, RO, RS, RU, RW, SA, SC, SD, SE, SG, SK, SL, SM, ST, SV, SY, TH, TJ, TM, TN, TR, TT, TZ, UA, UG, US, UZ, VC, VN, ZA, ZM, ZW.
- (84) **Designated States** (*unless otherwise indicated, for every kind of regional protection available*): ARIPO (BW, GH, GM, KE, LR, LS, MW, MZ, NA, RW, SD, SL, SZ, TZ, UG, ZM, ZW), Eurasian (AM, AZ, BY, KG, KZ, RU, TJ, TM), European (AL, AT, BE, BG, CH, CY, CZ, DE, DK, EE, ES, FI, FR, GB, GR, HR, HU, IE, IS, IT, LT, LU, LV, MC, MK, MT, NL, NO, PL, PT, RO, RS, SE, SI, SK, SM, TR), OAPI (BF, BJ, CF, CG, CI, CM, GA, GN, GQ, GW, KM, ML, MR, NE, SN, TD, TG).
- Published:**
— *with international search report (Art. 21(3))*



WO 2014/131851 A1

(54) **Title:** SALTS OF 2-AMINO-1-HYDROXYETHYL-8-HYDROXYQUINOLIN-2(1H)-ONE DERIVATIVES HAVING BOTH β 2 ADRENERGIC RECEPTOR AGONIST AND M3 MUSCARINIC RECEPTOR ANTAGONIST ACTIVITIES

(57) **Abstract:** The present invention is directed to crystalline addition salts of (i) 8-hydroxyquinolin-2(1H)-one derivatives and (ii) a hydroxycarboxylic acid, a sulfonic acid or a sulfimide, or a pharmaceutically acceptable solvates thereof.

SALTS OF 2-AMINO-1-HYDROXYETHYL-8-HYDROXYQUINOLIN-2(1H)-ONE
DERIVATIVES HAVING BOTH β 2 ADRENERGIC RECEPTOR AGONIST AND
M3 MUSCARINIC RECEPTOR ANTAGONIST ACTIVITIES.

5 FIELD OF THE INVENTION

The present invention is directed to pharmaceutically acceptable crystalline addition salts of (i) 2-amino-1-hydroxyethyl-8-hydroxyquinolin-2(1H)-one derivatives and (ii) a hydroxycarboxylic acid, a sulfonic acid or a sulfimide derivative, or a pharmaceutically acceptable solvate thereof. The invention is also directed to pharmaceutical compositions comprising the salts, methods of using them to treat respiratory diseases associated with dual β 2 adrenergic receptor agonist and M3 muscarinic receptor antagonist activities, and processes and intermediates useful for preparing such salts.

BACKGROUND OF THE INVENTION

15 WO 2011/141180 A1 discloses compounds which are known to have a dual β 2 adrenergic receptor agonist and M3 muscarinic receptor antagonist activity. However, many of these compounds cannot be formulated for effective delivery by inhalation as a dry powder. Delivery by inhalation as a dry powder is challenging. It requires careful control of the particle size of the powder which is to be inhaled, and careful control of the particle size distribution. Further, it is important to avoid particle agglomeration or aggregation. In addition, when preparing pharmaceutical compositions and formulations for use in such devices, it is highly desirable to have a crystalline form of a therapeutic agent that is neither hygroscopic nor deliquescent and which has a relatively high melting point (i.e. greater than about 150 °C) thereby allowing the material to be micronized without significant decomposition or loss of crystallinity.

Although the 2-amino-1-hydroxyethyl-8-hydroxyquinolin-2(1H)-one derivatives disclosed in WO 2011/141180 A1 have shown adequate pharmacological behaviour, it has proved difficult to obtain them in the form of a salt which is crystalline, not hygroscopic nor deliquescent and which has a relatively high melting point to enable micronization.

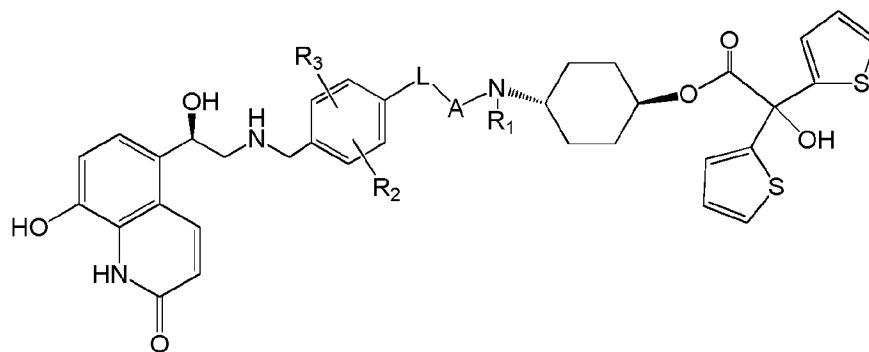
So far no crystalline salt of any of the compounds disclosed in WO 2011/141180 having the desired properties has been reported.

Accordingly, a need exists for stable, non-deliquescent salt forms of at least some of these compounds having acceptable levels of hygroscopicity and relatively high melting points.

5

SUMMARY OF THE INVENTION

The present invention provides pharmaceutically acceptable crystalline addition salts of (i) 2-amino-1-hydroxyethyl-8-hydroxyquinolin-2(1H)-one derivatives and (ii) a hydroxycarboxylic acid, a sulfonic acid or a sulfimide derivative, or a pharmaceutically acceptable solvate thereof, wherein the 2-amino-1-hydroxyethyl-8-hydroxyquinolin-2(1H)-one derivatives having the following formula(I):



Wherein:

- 15
- R₁ represents a hydrogen atom or a C₁₋₄ alkyl group,
 - R₂ and R₃ independently represent a hydrogen atom, a halogen atom, a C₁₋₄ alkyl group, a C₁₋₄ alkoxy group and a cyano group,
 - A represents a C₁₋₄ alkylene group optionally substituted with one or more C₁₋₂ alkyl groups,
- 20
- L represents a direct bond, -NH(CO)-, -(CO)NH- or -NH(CO)O- group, wherein in the case of -NH(CO)O-, the nitrogen atom is bound to the phenylene substituent and the oxygen atom is bound to the A substituent.

and pharmaceutically acceptable solvates thereof.

25

The invention also provides a pharmaceutical composition comprising a therapeutically effective amount of a salt of the invention and a pharmaceutically acceptable carrier.

The invention further provides a combination comprising a salt of the invention and one or more other therapeutic agents.

- 5 The invention also provides a salt of the invention, a pharmaceutical composition of the invention or a combination of the invention, for use in the treatment of a pathological condition or disease associated with both β 2 adrenergic receptor agonist and M3 muscarinic receptor antagonist activity.
- 10 The invention further provides the use of a salt of the invention, a pharmaceutical composition of the invention or a combination of the invention, in the manufacture of a medicament for the treatment of a pathological condition or disease associated with both β 2 adrenergic receptor agonist and M3 muscarinic receptor antagonist activity.
- 15 The invention also provides a method for treating a subject afflicted with a pathological condition or disease associated with both β 2 adrenergic receptor agonist and M3 muscarinic receptor antagonist activity, which comprises administering to said subject an effective amount of a salt of the invention, a pharmaceutical composition of the invention or a combination of the invention.

20

BRIEF DESCRIPTION OF FIGURES

Figure 1 shows the Fourier Transform Infrared (FTIR) spectrum for *trans*-4-((3-(2-chloro-4-(((2*R*)-2-hydroxy-2-(8-hydroxy-2-oxo-1,2-dihydroquinolin-5-yl)ethylamino)methyl)-5-methoxyphenylamino)-3-oxopropyl)(methyl)amino)cyclohexyl hydroxy(di-2-thienyl)acetate.

25

Figure 2 shows the Powder X-Ray Diffraction (PXRD) pattern for *trans*-4-((3-(2-chloro-4-(((2*R*)-2-hydroxy-2-(8-hydroxy-2-oxo-1,2-dihydroquinolin-5-yl)ethylamino)methyl)-5-methoxyphenylamino)-3-oxopropyl)(methyl)amino)cyclohexyl hydroxy(di-2-thienyl)acetate ethanedisulfonate.

30

Figure 3 shows the ¹H-NMR (600 MHz, DMSO-d₆) for *trans*-4-((3-(2-chloro-4-(((2*R*)-2-hydroxy-2-(8-hydroxy-2-oxo-1,2-dihydroquinolin-5-yl)ethylamino)methyl)-5-methoxyphenylamino)-3-oxopropyl)(methyl)amino)cyclohexyl hydroxy(di-2-thienyl)acetate ethanedisulfonate.

Figure 4 shows the differential scanning calorimetry (DSC) analysis of *trans*-4-((3-(2-chloro-4-(((2*R*)-2-hydroxy-2-(8-hydroxy-2-oxo-1,2-dihydroquinolin-5-yl)ethylamino)methyl)-5-methoxyphenylamino)-3-oxopropyl)(methyl)amino)cyclohexyl hydroxy(di-2-thienyl)acetate ethanedisulfonate.

Figure 5 shows the thermogravimetric (TG) analysis of *trans*-4-((3-(2-chloro-4-(((2*R*)-2-hydroxy-2-(8-hydroxy-2-oxo-1,2-dihydroquinolin-5-yl)ethylamino)methyl)-5-methoxyphenylamino)-3-oxopropyl)(methyl)amino)cyclohexyl hydroxy(di-2-thienyl)acetate ethanedisulfonate.

Figure 6 shows the Fourier transform infrared (FTIR) spectrum for *trans*-4-((3-(2-chloro-4-(((2*R*)-2-hydroxy-2-(8-hydroxy-2-oxo-1,2-dihydroquinolin-5-yl)ethylamino)methyl)-5-methoxyphenylamino)-3-oxopropyl)(methyl)amino)cyclohexyl hydroxy(di-2-thienyl)acetate ethanedisulfonate.

Figure 7 shows the Fourier transform infrared (FTIR) spectrum for *trans*-4-((2-(2-chloro-4-(((*R*)-2-hydroxy-2-(8-hydroxy-2-oxo-1,2-dihydroquinolin-5-yl)ethylamino)methyl)-5-methoxyphenylcarbamoxyloxy)ethyl)(methyl)amino)cyclohexyl 2-hydroxy-2,2-di(thiophen-2-yl)acetate.

Figure 8 shows the powder X-ray diffraction (PXRD) pattern for *trans*-4-((2-(2-chloro-4-(((*R*)-2-hydroxy-2-(8-hydroxy-2-oxo-1,2-dihydroquinolin-5-yl)ethylamino)methyl)-5-methoxyphenylcarbamoxyloxy)ethyl)(methyl)amino)cyclohexyl 2-hydroxy-2,2-di(thiophen-2-yl)acetate disaccharinate.

Figure 9 is the ¹H-NMR spectrum (500 MHz, *d*₄-methanol) for *trans*-4-((2-(2-chloro-4-(((*R*)-2-hydroxy-2-(8-hydroxy-2-oxo-1,2-dihydroquinolin-5-yl)ethylamino)methyl)-5-methoxyphenylcarbamoxyloxy)ethyl)-(methyl)amino)cyclohexyl 2-hydroxy-2,2-di(thiophen-2-yl)acetate disaccharinate.

Figure 10 shows the DSC analysis for *trans*-4-((2-(2-chloro-4-(((*R*)-2-hydroxy-2-(8-hydroxy-2-oxo-1,2-dihydroquinolin-5-yl)ethylamino)methyl)-5-

methoxyphenylcarbamoxyloxy)ethyl)-(methyl)amino)cyclohexyl 2-hydroxy-2,2-di(thiophen-2-yl)acetate disaccharinate.

Figure 11 shows the TG analysis for *trans*-4-((2-(2-chloro-4-(((R)-2-hydroxy-2-(8-hydroxy-2-oxo-1,2-dihydroquinolin-5-yl)ethylamino)methyl)-5-methoxyphenylcarbamoxyloxy)ethyl)-(methyl)amino)cyclohexyl 2-hydroxy-2,2-di(thiophen-2-yl)acetate disaccharinate.

Figure 12 shows the FTIR spectrum for *trans*-4-((2-(2-chloro-4-(((R)-2-hydroxy-2-(8-hydroxy-2-oxo-1,2-dihydroquinolin-5-yl)ethylamino)methyl)-5-methoxyphenylcarbamoxyloxy)ethyl)-(methyl)amino)cyclohexyl 2-hydroxy-2,2-di(thiophen-2-yl)acetate disaccharinate

Figure 13 shows the powder X-ray diffraction (PXRD) pattern for *trans*-4-((2-(2-chloro-4-(((R)-2-hydroxy-2-(8-hydroxy-2-oxo-1,2-dihydroquinolin-5-yl)ethylamino)methyl)-5-methoxyphenylcarbamoxyloxy)ethyl)-(methyl)amino)cyclohexyl 2-hydroxy-2,2-di(thiophen-2-yl)acetate L-tartrate.

Figure 14 is the ¹H-NMR spectrum (500 MHz, *d*₆-DMSO) of *trans*-4-((2-(2-chloro-4-(((R)-2-hydroxy-2-(8-hydroxy-2-oxo-1,2-dihydroquinolin-5-yl)ethylamino)methyl)-5-methoxyphenylcarbamoxyloxy)ethyl)-(methyl)amino)cyclohexyl 2-hydroxy-2,2-di(thiophen-2-yl)acetate L-tartrate.

Figure 15 shows the DSC analysis for *trans*-4-((2-(2-chloro-4-(((R)-2-hydroxy-2-(8-hydroxy-2-oxo-1,2-dihydroquinolin-5-yl)ethylamino)methyl)-5-methoxyphenylcarbamoxyloxy)ethyl)-(methyl)amino)cyclohexyl 2-hydroxy-2,2-di(thiophen-2-yl)acetate L-tartrate.

Figure 16 shows the TG analysis for *trans*-4-((2-(2-chloro-4-(((R)-2-hydroxy-2-(8-hydroxy-2-oxo-1,2-dihydroquinolin-5-yl)ethylamino)methyl)-5-methoxyphenylcarbamoxyloxy)ethyl)-(methyl)amino)cyclohexyl 2-hydroxy-2,2-di(thiophen-2-yl)acetate L-tartrate.

Figure 17 shows the FTIR spectrum for *trans*-4-((2-(2-chloro-4-(((R)-2-hydroxy-2-(8-hydroxy-2-oxo-1,2-dihydroquinolin-5-yl)ethylamino)methyl)-5-methoxyphenylcarbamoxyloxy)ethyl)-(methyl)amino)cyclohexyl 2-hydroxy-2,2-di(thiophen-2-yl)acetate L-tartrate.

35 DETAILED DESCRIPTION OF THE INVENTION

When describing the salts, compositions and methods of the invention, the following terms have the following meanings, unless otherwise indicated.

5 The term "therapeutically effective amount" refers to an amount sufficient to effect treatment when administered to a patient in need of treatment.

The term "treatment" as used herein refers to the treatment of a disease or medical condition in a human patient which includes:

- 10 (a) preventing the disease or medical condition from occurring, i.e., prophylactic treatment of a patient;
- (b) ameliorating the disease or medical condition, i.e., causing regression of the disease or medical condition in a patient;
- (c) suppressing the disease or medical condition, i.e., slowing the development of the disease or medical condition in a patient; or
- 15 (d) alleviating the symptoms of the disease or medical condition in a patient.

The phrase "disease or condition associated with β 2 adrenergic receptor agonist and M3 muscarinic receptor antagonist activities" includes all disease states and/or conditions that are acknowledged now, or that are found in the future, to be associated with both β 2 adrenergic receptor agonist and M3 muscarinic receptor antagonist activity. Such disease states include, but are not limited to, pulmonary diseases, such as asthma and chronic obstructive pulmonary disease (including chronic bronchitis and emphysema), as well as neurological disorders and cardiac disorders. β 2 adrenergic receptor activity is also known to be associated with pre-term labor (see International Patent Application Publication Number WO 98/09632), glaucoma and some types of inflammation (see International Patent Application Publication Number WO 99/30703 and Patent Application Publication Number EP 1 078 629).

30 On the other hand M3 receptor activity is associated with gastrointestinal-tract disorders such as Irritable bowel syndrome (IBS) (see, for ex., US5397800), GI ulcers, spastic colitis (see, for ex., US 4556653); urinary-tract disorders such as urinary incontinence (see, for ex., J.Med.Chem., 2005, 48, 6597-6606), pollakiuria; motion sickness and vagally induced sinus bradycardia.

The term "solvate" refers to a complex or aggregate formed by one or more molecules of a solute, i.e. a salt of the invention or a pharmaceutically-acceptable salt thereof, and one or more molecules of a solvent. Such solvates are typically crystalline solids having a substantially fixed molar ratio of solute and solvent. Representative solvents include by way of example, water, ethanol, isopropanol and the like. The preferred solvate is a hydrate.

As used herein the term C₁₋₄ alkyl embraces linear or branched radicals having 1 to 4 carbon atoms. Examples include methyl, ethyl, n-propyl, i-propyl, n-butyl, sec-butyl or t-butyl.

As used herein, the term C₁₋₄ alkylene embraces divalent alkyl moieties typically having from 1 to 4 carbon atoms. Examples of C₁₋₄ alkylene radicals include methylene, ethylene, propylene and butylene radicals.

As used herein, the term C₁₋₄ alkoxy (or alkyloxy) embraces optionally substituted, linear or branched oxy-containing radicals each having alkyl portions of 1 to 4 carbon atoms. Examples of C₁₋₄ alkoxy radicals include methoxy, ethoxy, n-propoxy, i-propoxy, n-butoxy, sec-butoxy and t-butoxy.

As used herein, the term halogen atom embraces chlorine, fluorine, bromine or iodine atoms typically a fluorine, chlorine or bromine atom. The term halo when used as a prefix has the same meaning.

Typically, in the compound of formula (I), R¹ represents a hydrogen atom or a methyl group, preferably a methyl group.

Typically, in the compound of formula (I), R² and R³ independently represent a halogen atom or a C₁₋₄ alkoxy group, preferably a C₁₋₂ alkoxy group. More preferably R² and R³ independently represents a chlorine atom or a methoxy group, being most preferably R² represents a methoxy group and R³ represents a chlorine atom .

Typically, in the compound of formula (I), A represents a C₁₋₂ alkylene group optionally substituted with one or two methyl group, preferably A represent an ethylene group

optionally substituted with a methyl group, being most preferably a non-substituted ethylene group.

Typically, in the compound of formula (I), L represents a –NH(CO)-, –(CO)NH- or –NH(CO)O- group, more preferably L represents a –NH(CO)- or –NH(CO)O- group.

Preferably, in the compound of formula (I), R¹ represents a methyl group, R² represents a methoxy group, R³ represents a chlorine atom, A represent an ethylene group and L represents a –NH(CO)- or –NH(CO)O- group.

10

Typically, the hydroxycarboxylic acid is selected from the group consisting of citric acid, lactic acid, mucic acid, tartaric acid, pantothenic acid, glucuronic acid, lactobionic acid, gluconic acid, 1-hydroxy-2-naphthoic acid, mandelic and malic acid.

Typically, the sulfonic acid is selected from the group consisting of methanesulfonic acid, ethanedisulfonic acid, benzenesulphonic acid, p-toluenesulfonic acid, naphthalene-1,5-disulfonic acid, naphthalene-2-sulfonic acid and (1S)-camphor-10-sulfonic acid.

Typically, the sulfimide derivative is selected from the group consisting of benzoic sulfimide (also known as saccharin), thieno[2,3-d]isothiazol-3(2H)-one 1,1-dioxide and isothiazol-3(2H)-one 1,1-dioxide.

Particular individual salt compounds of the invention include:

trans-4-((3-(2-chloro-4-(((2*R*)-2-hydroxy-2-(8-hydroxy-2-oxo-1,2-dihydroquinolin-5-yl)ethylamino)methyl)-5-methoxyphenylamino)-3-oxopropyl)(methyl)amino)-cyclohexyl hydroxy(di-2-thienyl)acetate ethanedisulfonate,

trans-4-((2-(2-chloro-4-(((*R*)-2-hydroxy-2-(8-hydroxy-2-oxo-1,2-dihydroquinolin-5-yl)ethylamino)-methyl)-5-methoxyphenylcarbamoxy)ethyl)-(methyl)amino)-cyclohexyl 2-hydroxy-2,2-di(thiophen-2-yl)acetate disaccharinate, and

L-tartrate salt of *trans*-4-((2-(2-chloro-4-(((*R*)-2-hydroxy-2-(8-hydroxy-2-oxo-1,2-dihydroquinolin-5-yl)ethylamino)-methyl)-5-methoxyphenylcarbamoxy)ethyl)-(methyl)amino)cyclohexyl 2-hydroxy-2,2-di(thiophen-2-yl)acetate,

General synthetic procedures

The salts of the invention can be prepared using the methods and procedures described herein, or using similar methods and procedures. It will be appreciated that where typical or preferred process conditions (i.e., reaction temperatures, times, mole ratios of reactants, solvents, pressures, etc.) are given, other process conditions can also be used unless otherwise stated. Optimum reaction conditions may vary with the particular reactants or solvent used, but such conditions can be determined by one skilled in the art by routine optimization procedures.

Processes for preparing salts of the invention are provided as further embodiments of the invention and are illustrated by the procedures below.

The salts of the invention can be synthesized from compounds of formula(I) and from the appropriate hydroxycarboxylic acid, sulfonic acid or sulfimide derivatives, which will generally be commercially available from, for example, Aldrich.

Suitable solvents for carrying out the reaction can be selected by a skilled chemist and may depend on the specific salt to be formed. Mixtures of appropriate solvents may be used, optionally containing water. For example, the appropriate solvents may be selected from methanol, ethanol, dichloromethane, tetrahydrofuran, water or a mixture thereof.

Upon completion of any of the foregoing reactions, the salt can be isolated from the reaction mixture by any conventional means such as precipitation, concentration, centrifugation and the like.

It will be appreciated that while specific process conditions (i.e. reaction temperatures, times, mole ratios of reactants, solvents, pressures, etc.) are given, other process conditions can also be used unless otherwise stated.

To prepare the salts of the present invention, the free base is typically dissolved in an appropriate solvent which in some examples is heated to approximately 60-80°C. Then a solution of the appropriate hydroxycarboxylic acid or sulfonic acid or a sulfimide in an suitable solvent, preferably the same solvent as that in which the free base is dissolved, is typically added to the heated solution. The mixture is then optionally stirred for 15-300 minutes at 60-80°C or at room temperature. The mixture is then typically cooled, for

example down to 20-25°C or 0-5 °C. The precipitate formed is isolated by filtration, washed with an appropriate solvent and dried for example in vacuum.

Pharmaceutical compositions

5 The invention also encompasses pharmaceutical compositions comprising a therapeutically effective amount of a salt of the invention or an enantiomer or pharmaceutically acceptable solvate thereof and a pharmaceutically acceptable carrier. Typically the pharmaceutical composition is formulated for administration by inhalation, preferably as a dry powder.

10

Typically, the pharmaceutical composition further comprises a therapeutically effective amount of one or more other therapeutic agents.

15

The pharmaceutical formulations may conveniently be presented in unit dosage form and may be prepared by any of the methods well known in the art of pharmacy. All methods include the step of bringing the active ingredient(s) into association with the carrier. In general the formulations are prepared by uniformly and intimately bringing into association the active ingredient with liquid carriers or finely divided solid carriers or both and then, if necessary, shaping the product into the desired formulation.

20

Dry powder compositions for topical delivery to the lung by inhalation may, for example, be presented in capsules and cartridges of for example gelatine or blisters of for example laminated aluminium foil, for use in an inhaler or insufflator. Formulations generally comprise a powder mix for inhalation of the salt of the invention and a suitable powder base (carrier substance) such as lactose or starch. Use of lactose is preferred. The powder base may include additional components such as preservatives, stabilizing agents, absorption enhancers or aerodynamic modifier.

25

Each capsule or cartridge may generally contain between 0.1 µg and 9000 µg of each therapeutically active ingredient. Alternatively, the active ingredient (s) may be presented without excipients.

30

Packaging of the formulation may be suitable for unit dose or multi-dose delivery. In the case of multi- dose delivery, the formulation can be pre-metered or metered in use. Dry

powder inhalers are thus classified into three groups: (a) single dose, (b) multiple unit dose and (c) multi dose devices.

5 For inhalers of the first type, single doses have been weighed by the manufacturer into small containers, which are mostly cartridges or hard gelatine capsules. In the case of a cartridge, the single-dose inhaler is thus composed of a cartridge containing the inhalation powder and metering the individual dosages. The powder for inhalation is permanently situated in the bottom of cartridge, in a reservoir with a metering slide at the base and a lid at the top. When a capsule is used as a container, the capsule has to be taken from a
10 separate box or container and inserted into a receptacle area of the inhaler. Next, the capsule has to be opened or perforated with pins or cutting blades in order to allow part of the inspiratory air stream to pass through the capsule for powder entrainment or to discharge the powder from the capsule through these perforations by means of centrifugal force during inhalation. After inhalation, the emptied capsule has to be removed from the
15 inhaler again. Mostly, disassembling of the inhaler is necessary for inserting and removing the capsule, which is an operation that can be difficult and burdensome for some patients.

Other drawbacks related to the use of hard gelatine capsules for inhalation powders are (a) poor protection against moisture uptake from the ambient air, (b) problems with
20 opening or perforation after the capsules have been exposed previously to extreme relative humidity, which causes fragmentation or indenture, and (c) possible inhalation of capsule fragments. Moreover, for a number of capsule inhalers, incomplete expulsion has been reported (e. g. Nielsen et al, 1997).

25 Some capsule inhalers have a magazine from which individual capsules can be transferred to a receiving chamber, in which perforation and emptying takes place, as described in WO 92/03175. Other capsule inhalers have revolving magazines with capsule chambers that can be brought in line with the air conduit for dose discharge (e. g. WO91/02558 and GB 2242134). They comprise the type of multiple unit dose inhalers
30 together with blister inhalers, which have a limited number of unit doses in supply on a disk or on a strip.

Blister inhalers provide better moisture protection of the medicament than capsule inhalers. Access to the powder is obtained by perforating the cover as well as the blister
35 foil, or by peeling off the cover foil. When a blister strip is used instead of a disk, the

number of doses can be increased, but it is inconvenient for the patient to replace an empty strip. Therefore, such devices are often disposable with the incorporated dose system, including the technique used to transport the strip and open the blister pockets.

- 5 Multi-dose inhalers do not contain pre-measured quantities of the powder formulation. They consist of a relatively large container and a dose measuring principle that has to be operated by the patient. The container bears multiple doses that are isolated individually from the bulk of powder by volumetric displacement. Various dose measuring principles exist, including rotatable membranes (e. g. EP0069715) or disks (e. g. GB 2041763; EP
10 0424790; DE 4239402 and EP 0674533), rotatable cylinders (e. g. EP 0166294; GB 2165159 and WO 92/09322) and rotatable frustums (e. g. WO 92/00771), all having cavities which have to be filled with powder from the container. Other multi dose devices have measuring plungers with a local or circumferential recess to displace a certain volume of powder from the container to a delivery chamber or an air conduit (e. g. EP
15 0505321, WO 92/04068 and WO 92/04928), or measuring slides such as the Genuair® devise (formerly known as Novolizer SD2FL) which is described in the following patent applications: WO 97/000703, WO 03/000325 and WO2006/008027

Additional therapeutic agents

- 20 The salts of the present invention can also be used in combination with other drugs known to be effective in the treatment of the diseases or the disorders indicated above. For example the salts of the present invention can be combined with (a) corticosteroids, or glucocorticoids (b) antihistamines (c) chemokine receptor antagonists, such as maraviroc or enfuvirtide, (e) CRth2 antagonists, (f) leukotriene receptor antagonists, (g) JAK
25 inhibitors such as tofacitinib or INCB018424, (h) Syk inhibitors (i) phosphodiesterase IV inhibitors (j) p38 Inhibitors such as ARRY-797, (k) PKC inhibitors such as NVP-AEB071, (l) 5-lipoxygenase activating protein inhibitors, such as veliflapon, (m) 5-lipoxygenase inhibitors, (n) CYSLTR1 antagonists (o) CYSLTR2 antagonists (p) BLT1 antagonists, (q) BLT2 antagonists, (r) thromboxane A2 antagonists such as ramatroban, (s) DP1 receptor
30 antagonists, such as laropiprant, (t) DP1 receptor agonists, such as BW-245C, (u) IP receptor agonists, such as RO-1138452, (v) Anti-IgE, such as omalizumab, (w) IL5 antibody, such as mepolizumab, (x) leukotriene formation inhibitors, (y) decongestants, such as ephedrine, levo-methamphetamine, naphazoline, oxymetazoline, phenylephrine, phenylpropanolamine, propylhexedrine, pseudoephedrine, synephrine or tetrahydrozoline;
35 (z) mucolytics such as acetylcysteine, ambroxol, bromhexine, carbocisteine, domiodol,

5 eprazinone, erdosteine, letosteine, nelteneine, sobrerol, stepronin or tiopronin; (aa) antitussives, such as dextromethorphan, (bb) analgesics such as aspirin, paracetamol, rofecoxid, celecoxib, morphine, codeine, oxycodone, hydrocodone, dihydromorphine or flupirtine; and (cc) expectorants such antimony pentasulfide, guaiacolsulfonate, guaiifenesin, potassium iodide or tyloxapol.

10 Accordingly, another embodiment of the invention is a combination product comprising (i) at least a salt compound as defined previously, and (ii) one or more active ingredients as described above, for simultaneous, separate or sequential use in the treatment of the human or animal body.

15 A preferred embodiment of the invention is a combination product as defined before for the treatment or prevention of pathological conditions, diseases and disorders associated with both β 2 adrenergic receptor and M3 antimuscarinic activity, in particular wherein the pathological condition or disease is selected from asthma, acute or chronic bronchitis, emphysema, or Chronic Obstructive Pulmonary Disease (COPD), preferably asthma and COPD, as well as a method for treating a subject afflicted with a pathological condition or disease associated with both β 2 adrenergic receptor and M3 antimuscarinic activity, in particular wherein the pathological condition or disease is as described above; which
20 comprises administering to said subject an effective amount of a combination product as defined before.

25 As indicated above, the salts according to the invention may also be used in combination with another therapeutically active agent as defined above.

The amount of each active which is required to achieve a therapeutic effect will, of course, vary with the particular active, the route of administration, the subject under treatment, and the particular disorder or disease being treated.

30 The active ingredients may be administered from 1 to 6 times a day, sufficient to exhibit the desired activity. Preferably, the active ingredients are administered once or twice a day.

35 Examples of suitable PDE4 inhibitors that can be combined with salt compounds of the present invention are benafentrine dimaleate, etazolate, denbutylline, rolipram,

cipamfylline, zardaverine, arofylline, filaminast, tipelukast, tofimidast, piclamilast,
 tolafentrine, mesopram, drotaverine hydrochloride, lirimilast, roflumilast, cilomilast,
 oglemilast, apremilast, tetomilast, filaminast, (R)-(+)-4-[2-(3-Cyclopentyloxy-4-
 methoxyphenyl)-2-phenylethyl]pyridine (CDP-840), N-(3,5-Dichloro-4-pyridinyl)-2-[1-(4-
 5 fluorobenzyl)-5-hydroxy-1H-indol-3-yl]-2-oxoacetamide (GSK-842470), 9-(2-
 Fluorobenzyl)-N6-methyl-2-(trifluoromethyl)adenine (NCS-613), N-(3,5-Dichloro-4-
 pyridinyl)-8-methoxyquinoline-5-carboxamide (D-4418), 3-[3-(Cyclopentyloxy)-4-
 methoxybenzyl]-6-(ethylamino)-8-isopropyl-3H-purine hydrochloride (V-11294A), 6-[3-
 (N,N-Dimethylcarbamoyl)phenylsulfonyl]-4-(3-methoxyphenylamino)-8-methylquinoline-3-
 10 carboxamide hydrochloride (GSK-256066), 4-[6,7-Diethoxy-2,3-
 bis(hydroxymethyl)naphthalen-1-yl]-1-(2-methoxyethyl)pyridin-2(1H)-one (T-440), (-)-
 trans-2-[3'-[3-(N-Cyclopropylcarbamoyl)-4-oxo-1,4-dihydro-1,8-naphthyridin-1-yl]-3-
 fluorobiphenyl-4-yl]cyclopropanecarboxylic acid (MK-0873), CDC-801, UK-500001, BLX-
 914, 2-carbomethoxy-4-cyano-4-(3-cyclopropylmethoxy-4-
 15 difluoromethoxyphenyl)cyclohexan-1-one, *cis* [4-cyano-4-(3-cyclopropylmethoxy-4-
 difluoromethoxyphenyl)cyclohexan-1-ol, CDC-801 and 5(S)-[3-(Cyclopentyloxy)-4-
 methoxyphenyl]-3(S)-(3-methylbenzyl)piperidin-2-one (IPL-455903).

Examples of suitable corticosteroids and glucocorticoids that can be combined with salt
 20 compound of the present invention are prednisolone, methylprednisolone,
 dexamethasone, dexamethasone cipeclate, naflocort, deflazacort, halopredone acetate,
 budesonide, beclomethasone dipropionate, hydrocortisone, triamcinolone acetonide,
 flucinolone acetonide, flucinonide, clocortolone pivalate, methylprednisolone
 aceponate, dexamethasone palmitoate, tipredane, hydrocortisone aceponate,
 25 prednicarbate, alclometasone dipropionate, halometasone, methylprednisolone
 suleptanate, mometasone, mometasone furoate, rimexolone, prednisolone farnesylate,
 ciclesonide, butixocort propionate, RPR-106541, deprodone propionate, fluticasone,
 fluticasone propionate, fluticasone furoate, halobetasol propionate, loteprednol etabonate,
 betamethasone butyrate propionate, flunisolide, prednisone, dexamethasone sodium
 30 phosphate, triamcinolone, betamethasone 17-valerate, betamethasone, betamethasone
 dipropionate, 21-Chloro-11beta-hydroxy-17alpha-[2-(methylsulfanyl)acetoxy]-4-pregnene-
 3,20-dione, Desisobutyrylciclesonide, hydrocortisone acetate, hydrocortisone sodium
 succinate, NS-126, prednisolone sodium phosphate and hydrocortisone probutate,
 Prednisolone sodium metasulfobenzoate and clobetasol propionate.

35

Examples of suitable anti-histamines that can be combined with the salts of the invention are methapyrilene, mequitazine, azelastine hydrochloride, acrivastine, emedastine difumarate, emedastine fumarate, loratadine, cyproheptadine hydrochloride, diphenhydramine hydrochloride, doxepin hydrochloride, promethazine hydrochloride, 5 levocabastine hydrochloride, desloratadine, cinnarizine, setastine hydrochloride, mizolastine, ebastine, cetirizine hydrochloride, epinastine hydrochloride, olopatadine hydrochloride, bepotastine besilate, triprolidine hydrochloride, rupatadine fumarate, fexofenadine hydrochloride, levocetirizine dihydrochloride, ketotifen, azatadine maleate, dimethindene maleate, clemastine fumarate, alcaftadine, bilastine, vapitadine 10 hydrochloride, AZD-1744, GSK-1004723D, GSK-835726 or SUN-1334H.

Examples of suitable leukotriene antagonist that can be combined with the salts of the present invention are CYSLTR1 antagonists, such as montelukast, pranlukast or zafirlukast; or CYSLTR2 antagonists, such as pranlukast, zafirlukast or tipilukast. 15

Examples of suitable CRTH₂ antagonist that can be combined with the salts of the present invention are ramatroban, AMG-009, OC-000459).

Examples of suitable Syk kinase inhibitors that can be combined with the salts of the present invention are fosfaminib (from Rigel), R-348 (from Rigel), R-343 (from Rigel), R-112 (from Rigel), piceatannol, 2-(2-Aminoethylamino)-4-[3-(trifluoromethyl)phenylamino] pyrimidine-5-carboxamide, R-091 (from Rigel), 6-[5-Fluoro-2-(3,4,5-trimethoxyphenylamino)pyrimidin-4-ylamino]-2,2-dimethyl-3,4-dihydro-2H-pyrido[3,2-b][1,4]oxazin-3-one benzenesulfonate (R-406 from Rigel), 1-(2,4,6-Trihydroxyphenyl)-2-(4-methoxyphenyl)ethan-1-one, N-[4-[6-(Cyclobutylamino)-9H-purin-2-ylamino]phenyl]-N-methylacetamide (QAB-205 from Novartis), CI-1002 (from Pfizer), VRT-750018 (from Vertex), PRT-062607, 2-[7-(3,4-Dimethoxyphenyl)imidazo[1,2-c]pyrimidin-5-ylamino]pyridine-3-carboxamide dihydrochloride (BAY-61-3606 from Bayer) and AVE-0950 (from Sanofi-Aventis). 20 25 30

Treatment of a pathological conditions or diseases associated with both β 2 adrenergic receptor and M3 antimuscarinic activity

The salts of the invention, pharmaceutical compositions and the combinations of the invention may be used in the treatment of pathological conditions or diseases associated 35 with both β 2 adrenergic receptor and M3 antimuscarinic activity, typically respiratory

diseases. The respiratory disease is preferably one in which the use of bronchodilating agents is expected to have a beneficial effect, for example asthma, acute or chronic bronchitis, emphysema, or Chronic Obstructive Pulmonary Disease (COPD). Asthma or chronic obstructive pulmonary disease are more preferred.

5

The active compounds in the combination and the second therapeutic agent as defined above, may be administered together in the same pharmaceutical composition or in different compositions intended for separate, simultaneous, concomitant or sequential administration by the same or a different route.

10

It is contemplated that all active agents would be administered at the same time, or very close in time. Alternatively, one or two actives could be taken in the morning and the other (s) later in the day. Or in another scenario, one or two actives could be taken twice daily and the other (s) once daily, either at the same time as one of the twice-a-day dosing occurred, or separately. Preferably at least two, and more preferably all, of the actives would be taken together at the same time. Preferably, at least two, and more preferably all actives would be administered as an admixture.

15

The active substance compositions according to the invention are preferably administered in the form of compositions for inhalation delivered with the help of inhalers, especially dry powder inhalers, however, any other form or parenteral or oral application is possible. Here, the application of inhaled compositions embodies the preferred application form, especially in the therapy of obstructive lung diseases or for the treatment of asthma.

20

The active compound(s) formulations generally contain a suitable carrier which may be either a propellant for MDI administration or water for administration through a nebuliser. The formulation may comprise additional components such as preservatives (for example, benzalkonium chloride, potassium sorbate, benzyl alcohol); pH stabilizers (for example, acidic agents, alkaline agents, buffer systems); isotonic stabilizers (for example, sodium chloride); surfactant and wetting agents (for example, polysorbates, sorbitan esters); and/or absorption enhancers (for example, chitosan, hyaluronic acid, surfactants). The formulation may also contain additives to improve the solubility of other active compounds when mixed with the salt of the invention. The solubility enhancers may comprise components such as cyclodextrins, liposomes or co-solvents such as ethanol, glycerol and propylene glycol.

30

35

Additional suitable carriers for formulations of the active salts of the present invention can be found in Remington: The Science and Practice of Pharmacy, 20th Edition, Lippincott Williams & Wilkins, Philadelphia, Pa., 2000.

5

The carrier for a pharmaceutical composition in the form of a dry powder is typically chosen from starch or a pharmaceutically acceptable sugar, such as lactose or glucose. The amount of the active ingredient to the carrier will generally vary from 0.001% to 99%.

10 The invention further encompasses a method of treating diseases or conditions associated with both β 2 adrenergic receptor and M3 antimuscarinic activity, typically respiratory diseases, such as asthma or chronic obstructive pulmonary disease, in a mammal, the method comprising administering to the mammal, a therapeutically effective amount of a salt, pharmaceutical composition or combination of the invention. The
15 mammal is preferably a human being.

Examples

Reagents, starting materials, and solvents were purchased from commercial suppliers and used as received.

20

Crystallizations test of salts of compounds of formula(I) with a broad range of pharmaceutically acceptable acids (comprising among others fumaric, succinic, sulphuric, 1-hydroxy-2-naphthoic, L-tartaric, hydrobromic, 4-acetamidobenzoic, sorbic, hydrochloric, oxalic, triphenylacetic, methanesulfonic, ethanedisulfonic, p-toluensulfonic, naphthalene-
25 2-sulfonic, saccharin, L-mandelic, maleic, 1S-camphor-10-sulfonic, L-malic, L-pyroglutamic and naphthalene-1,5-disulfonic acids) in a range of different pharmaceutically acceptable solvents (including among others acetone, ethyl acetate, isopropanol, 2-butanol, ethanol, chloroform, methanol, tetrahydrofurane and water or mixtures thereof) have been undertaken.

30

The salts from 4-acetamidobenzoic acid and sorbic acid rendered either oils or amorphous solids. The salt from sulphuric acid, was obtained as solid but with a very low crystallinity. On the other hand, the salts from hydrochloric acid and hydrobromic acid were instable.

Only the salts of the invention were very crystalline. In addition this crystalline salts were neither hygroscopic nor deliquescent and had a relatively high melting point allowing them to be micronized and to have long term stability.

- 5 Particularly good methods to prepare the addition salts of the invention are illustrated in the following examples.

10 The FTIR spectra were recorded using either a Bruker Alpha spectrometer, equipped with a Bruker Diamond single reflection ATR system, a mid-infrared source as the excitation source and a DTGS detector, or using a Perking Elmer, Spectrum one spectrometer, equipped with a Diamond single reflection ATR system, a mid-infrared source as the excitation source and a DTGS detector. The spectra were acquired in 32 scans at a resolution of 4 cm⁻¹ in the range of 4000-400 cm⁻¹.

15 DSC analyses were recorded either in a Mettler Toledo DSC822e or using a DSC-821 Mettler-Toledo, serial number 5117423874. In the case of a Mettler Toledo DSC822e equipment, samples of 1-3 mg were weighted (using a microscale MX5, Mettler) into 40 µL aluminium crucibles with a pinhole lid, and were heated, under nitrogen flow (50 mL / min), from 30 to 300 °C at a heating rate of 10 °C/min. Data collection and evaluation was
20 done with software STARe. In case of a DSC-821 Mettler-Toledo, serial number 5117423874 equipment, samples were weighed into an aluminium pan, an aluminium pinhole lid placed on top of the sample and compressed with a brass rod. Samples were equilibrated at 25°C and heated at 10°C / min to 300°C. The instrument was calibrated using indium and zinc standards.

25 Thermogravimetric analyses were recorded in a Mettler Toledo SDTA851e. Samples of 1-3 mg were weighted (using a microscale MX5, Mettler) 40 µL aluminium crucibles with a pinhole lid, and were heated at 10 °C/min between 30 and 300 °C, under nitrogen flow (50 mL / min). Data collection and evaluation was done with software STARe.

30 Proton nuclear magnetic resonance analyses were recorded in deuterated dimethylsulfoxide (DMSO-d₆) in a Bruker Avance 500 Ultrashield NMR spectrometer and a Varian VNMRs 600 MHz with coldprobe. Spectra were acquired solving 8–10 mg of sample in 0.5 mL of deuterated solvent.

35

In order to acquire a powder diffraction pattern of the obtained solid, approximately 20 mg of the non-manipulated samples were prepared in standard sample holders using foils of polyacetate.

5 Powder diffraction patterns were acquired on a Bruker D8 Advance Series 2Theta/Theta powder diffraction system using CuK α 1-radiation (1.54060 Å) in transmission geometry. The system is equipped with a VÄNTEC-1 single photon counting PSD, a Germanium monochromator, a ninety positions auto changer sample stage, fixed divergence slits and radial soller. Programs used: Data collection with DIFFRAC plus XRD Commander
10 V.2.4.1 and evaluation with EVA V.12.0.

Powder diffraction patterns were also performed on a Bruker X-ray powder diffractometer, model D2 Phaser with a Cu X-ray source. The method runs from 5 to 40 degrees 2-Theta with a 0.01 degree 2-Theta step size and a 0.4 second collection time at each step using a Lynxeye detector.

15

Example 1 – Preparation of *trans*-4-((3-(2-chloro-4-(((2*R*)-2-hydroxy-2-(8-hydroxy-2-oxo-1,2-dihydroquinolin-5-yl)ethylamino)methyl)-5-methoxyphenylamino)-3-oxopropyl)(methyl)amino)-cyclohexyl hydroxy(di-2-thienyl)acetate ethanedisulfonate.

20

1.1 Preparation of free base of *trans*-4-((3-(2-chloro-4-(((2*R*)-2-hydroxy-2-(8-hydroxy-2-oxo-1,2-dihydroquinolin-5-yl)ethylamino)methyl)-5-methoxyphenylamino)-3-oxopropyl)(methyl)amino)cyclohexyl hydroxy(di-2-thienyl)acetate from hydrofluoride salt thereof.

25

To a suspension of 1.15 g of *trans*-4-((3-(2-chloro-4-(((2*R*)-2-hydroxy-2-(8-hydroxy-2-oxo-1,2-dihydroquinolin-5-yl)ethylamino)methyl)-5-methoxyphenylamino)-3-oxopropyl)-(methyl)amino)cyclohexyl hydroxy(di-2-thienyl)acetate hydrofluoride (Example 9 of WO 2011/141180) in 50 ml of CHCl₃, excess of saturated NaHCO₃ aqueous solution was
30 added. The mixture was stirred during five minutes at room temperature. The solid became an oil and CHCl₃/MeOH (10:1) solution was added until dissolution was observed. The phases were separated and the aqueous phase was extracted again with 30 ml of CHCl₃/MeOH (10:1) solution. The organic phases were combined, dried under MgSO₄, filtered and solvents were concentrated under reduced pressure to obtain 1.09 g of the
35 free base as a yellow dry foam. (Yields: 97.17%).

Figure 1 shows the FTIR spectrum for *trans*-4-((3-(2-chloro-4-(((2*R*)-2-hydroxy-2-(8-hydroxy-2-oxo-1,2-dihydroquinolin-5-yl)ethylamino)methyl)-5-methoxyphenylamino)-3-oxopropyl)(methyl)amino)cyclohexyl hydroxy(di-2-thienyl)acetate free base. Significant signal for the free base compound appears at: 2939, 1728, 1652, 1588, 1524, 1448, 1397, 1224, 1163, 1042, 833 and 700 cm⁻¹.

1.2 Direct preparation of crystalline ethanedisulfonate salt from *trans*-4-((3-(2-chloro-4-(((2*R*)-2-hydroxy-2-(8-hydroxy-2-oxo-1,2-dihydroquinolin-5-yl)ethylamino)-methyl)-5-methoxyphenylamino)-3-oxopropyl)(methyl)amino)-cyclohexyl hydroxyl-(di-2-thienyl)acetate free base.

1.2.1 Using methanol as a solvent.

105 mg of the free base (0.132 mmol) were dissolved in 14 ml of methanol under magnetic stirring and using occasional sonication. The solution was filtered through a 0.45 µm syringe filter to eliminate some slight yellow cloudiness and then, maintaining moderate stirring, a solution of 27.6 mg (0.145 mmol) of ethanedisulfonic acid in 1 ml of methanol was added dropwise. A clear solution was obtained after the addition. The formation of a white cloudiness started several minutes later and then the amount of precipitate increased gradually. The stirring was continued for 1 hour and then the mixture was allowed to stand at room temperature 24 hours. The white solid was filtered, washed once with methanol/isopropyl ether (1:1) solution and three times with ethyl ether to give, after drying, 76 mg of the title salt. (Yields: 58.5%).

1.2.2 Using CH₂Cl₂/EtOH as a solvent

Under magnetic stirring 105 mg of the free base (0.132 mmol) were dissolved in 3 ml of dichloromethane and 3 ml of ethanol were added. The solution was filtered through a 0.45 µm syringe filter to eliminate a very slight yellow cloudiness and then, maintaining moderate stirring, a solution of 27.6 mg (0.145 mmol) of ethanedisulfonic acid in 1 ml of ethanol was added dropwise. The formation of a white cloudiness started immediately after the addition of the first drops of the acid solution and then the precipitate increased gradually. The stirring was continued for 1 hour and then the mixture was allowed to stand at room temperature 24 hours. The white solid was filtered, washed once with

ethanol/isopropyl ether (3:1) solution and three times with ethyl ether to give, after drying, 99 mg of the title salt. (Yields: 76.1%).

Figure 2 shows the powder X-ray diffraction (PXRD) pattern for the ethanedisulfonate salt.

- 5 A large number of peaks were observed thus confirming the crystallinity of the salt. The summary of the XRPD angles and relative intensities are given in **Table 1**.

Table 1

Diffraction Angle (°2θ)	d value (Å)	Relative Intensity (%)
9.22	9.58	49.3
11.53	7.67	70.5
13.46	6.57	36.3
14.46	6.12	87.6
14.53	6.09	93.4
15.10	5.86	51.3
15.12	5.85	54.9
15.70	5.64	50.0
16.30	5.43	28.6
16.67	5.31	30.7
16.88	5.25	25.7
17.51	5.06	31.6
19.44	4.56	37.1
19.83	4.47	81.9
19.95	4.45	100
20.22	4.39	63.8
21.64	4.10	38.7
22.44	3.96	27.6
22.50	3.95	31.8
22.88	3.88	27.2
23.15	3.84	62.4
23.73	3.75	46.3
23.92	3.72	68.5
27.66	3.22	32.1
27.70	3.22	29.6

As can be seen from Table 1, the ethanedisulfonate salt of *trans*-4-((3-(2-chloro-4-(((2*R*)-2-hydroxy-2-(8-hydroxy-2-oxo-1,2-dihydroquinolin-5-yl)ethylamino)-methyl)-5-methoxyphenylamino)-3-oxopropyl)(methyl)amino)-cyclohexyl hydroxyl-(di-2-thienyl)acetate is characterized by an X-ray powder diffraction (XRPD) pattern having a significant peak at 2θ values of 19.95 ± 0.2 , preferably significant peaks at 2θ values of 14.53 \pm 0.2, 19.83 \pm 0.2 and 19.95 \pm 0.2.

Figure 3 corresponds to the $^1\text{H-NMR}$ spectrum of the ethanedisulfonate salt. It clearly shows a stoichiometry ratio of 1:1 free base / ethanedisulfonic acid, as inferred from the comparison between the integral values of the protons corresponding to the ethylene group of the acid and that of one single proton of the quinolone moiety of the parent structure.

$^1\text{H NMR}$ (600 MHz, $\text{DMSO-}d_6$) δ ppm 1.42 - 1.51 (m, 2 H), 1.59 - 1.79 (m, 2 H), 1.99 - 2.07 (m, 4 H), 2.61 (s, 4 H), 2.74 (d, 3 H), 2.93-2.98 (m, 2 H), 3.00 - 3.08 (m, 2 H), 3.22 - 3.33 (m, 2 H), 3.46 - 3.53 (m, 1 H), 3.79 (s, 3 H), 4.12 - 4.25 (m, 2 H), 4.74 - 4.81 (m, 1 H), 5.31 - 5.36 (m, 1 H), 6.18 (d, 1 H), 6.57 (d, $J=10.0$ Hz, 1 H), 6.95 - 7.00 (m, 3 H), 7.07 (d, 2 H), 7.14 (d, 1 H), 7.31 (s, 1 H), 7.48 (d, 2 H), 7.55 (s, 1 H), 7.61 (s, 1 H), 8.08 (d, $J=10.0$ Hz, 1 H), 8.78 (s, 2 H), 9.21 (s, 1 H), 9.85 (s, 1 H), 10.46 (s, 1 H), 10.56 (s, 1 H).

Figure 4 shows the DSC analysis for the ethanedisulfonate salt showing only an intense endothermic curve with a maximum at 206 °C, indicating a possible fusion / decomposition of the salt.

Figure 5 shows the TG analysis for the ethanedisulfonate salt. The spectrum shows a slight loss of mass between 40 and 90 °C. No significant changes are observed until about 250 °C, in which the salt decomposes.

Figure 6 shows the FTIR spectrum for the ethanedisulfonate salt. Significant signal for the ethanedisulfonate salt appears at: 3046, 1738, 1689, 1652, 1607, 1526, 1450, 1409, 1332, 1293, 1221, 1164, 1103, 1051, 1024, 994, 908, 841, 768 and 708 cm^{-1} .

Example 2 – Preparation of *trans*-4-((2-(2-chloro-4-(((R)-2-hydroxy-2-(8-hydroxy-2-oxo-1,2-dihydroquinolin-5-yl)ethylamino)methyl)-5-methoxyphenylcarbamoxyloxy)ethyl)(methyl)amino)cyclohexyl 2-hydroxy-2,2-di(thiophen-2-yl)acetate disaccharinate

5

2.1 Preparation of *trans*-4-((2-(2-chloro-4-(((R)-2-hydroxy-2-(8-hydroxy-2-oxo-1,2-dihydroquinolin-5-yl)ethylamino)methyl)-5-methoxyphenylcarbamoxyloxy)ethyl)(methyl)amino)cyclohexyl 2-hydroxy-2,2-di(thiophen-2-yl)acetate free base from hydrofluoride.

10

To a suspension of 1.26 g of *trans*-4-((2-(2-chloro-4-(((R)-2-hydroxy-2-(8-hydroxy-2-oxo-1,2-dihydroquinolin-5-yl)ethylamino)methyl)-5-methoxyphenylcarbamoxyloxy)ethyl)(methyl)amino)cyclohexyl 2-hydroxy-2,2-di(thiophen-2-yl)acetate hydrofluoride (Example 12 of WO 2011/141180) in 58 ml of CHCl₃, excess of saturated NaHCO₃ aqueous solution was added. The mixture was stirred during 1 hour at room temperature. The aqueous layer was extracted twice with chloroform. The combined organic phases were dried under Na₂SO₄, filtered and solvents were concentrated under reduced pressure to obtain 1.2 g of the free base as a yellow dry foam. (Yields: 97.58%)

15

20

Figure 7 shows the Fourier transform infrared (FTIR) spectrum for *trans*-4-((2-(2-chloro-4-(((R)-2-hydroxy-2-(8-hydroxy-2-oxo-1,2-dihydroquinolin-5-yl)ethylamino)methyl)-5-methoxyphenylcarbamoxyloxy)ethyl)(methyl)amino)cyclohexyl 2-hydroxy-2,2-di(thiophen-2-yl)acetate free base. Significant signal for the free base compound appears at: 2939, 1729, 1651, 1589, 1520, 1448, 1402, 1206, 1040, 985, 891, 833, 699, 624, 533 and 452 cm⁻¹.

25

30

2.2 Preparation of amorphous form of *trans*-4-((2-(2-chloro-4-(((R)-2-hydroxy-2-(8-hydroxy-2-oxo-1,2-dihydroquinolin-5-yl)ethylamino)methyl)-5-methoxyphenylcarbamoxyloxy)ethyl)(methyl)amino)cyclohexyl 2-hydroxy-2,2-di(thiophen-2-yl)acetate disaccharinate.

35

A solution of saccharine (18 mg, 0.1 mmol) in THF (2 mL) is added over a solution of *trans*-4-((2-(2-chloro-4-(((R)-2-hydroxy-2-(8-hydroxy-2-oxo-1,2-dihydroquinolin-5-yl)ethylamino)methyl)-5-methoxyphenylcarbamoxyloxy)ethyl)(methyl)amino)cyclohexyl 2-hydroxy-2,2-di(thiophen-2-yl)acetate (40 mg, 0.5 mmol) in THF (2mL) at room

temperature. The mixture was stirred for 1 hour, and the obtained precipitate was filtered off and dried under vacuum affording 95 mg of the title product (Yield 75%).

5 **2.3 Preparation of Crystalline salt of *trans*-4-((2-(2-chloro-4-(((R)-2-hydroxy-2-(8-hydroxy-2-oxo-1,2-dihydroquinolin-5-yl)ethylamino)methyl)-5-methoxyphenylcarbamoyloxy)ethyl)(methyl)-amino)cyclohexyl 2-hydroxy-2,2-di(thiophen-2-yl)acetate disaccharinate from the amorphous form.**

10 The non-crystalline disaccharinate salt of *trans*-4-((2-(2-chloro-4-(((R)-2-hydroxy-2-(8-hydroxy-2-oxo-1,2-dihydroquinolin-5-yl)ethylamino)methyl)-5-methoxyphenylcarbamoyloxy)ethyl)(methyl)-amino)cyclohexyl 2-hydroxy-2,2-di(thiophen-2-yl)acetate (25 mg, 0.031 mmol) was suspended in ethanol (0.5 mL) and stirred at 70 °C for 2 hours. The suspension was allowed to cool to room temperature, and the obtained off-white powder was filtered off and dried overnight under vacuum at 60 °C. Yield 10 mg (40 %).

15

2.4 Direct Preparation of crystalline salt of *trans*-4-((2-(2-chloro-4-(((R)-2-hydroxy-2-(8-hydroxy-2-oxo-1,2-dihydroquinolin-5-yl)ethylamino)methyl)-5-methoxyphenylcarbamoyloxy)ethyl)(methyl)-amino)cyclohexyl 2-hydroxy-2,2-di(thiophen-2-yl)acetate disaccharinate.

20

225 mg of saccharin are directly added over a hot (70 °C) ethanolic solution of *trans*-4-((2-(2-chloro-4-(((R)-2-hydroxy-2-(8-hydroxy-2-oxo-1,2-dihydroquinolin-5-yl)ethylamino)methyl)-5-methoxyphenylcarbamoyloxy)ethyl)(methyl)-amino)cyclohexyl 2-hydroxy-2,2-di(thiophen-2-yl)acetate (500 mg in 3.7 mL of ethanol). The solution was vigorously stirred for 1 hour, turning into a thick off white suspension. The walls of the flask were scratched with a spatula and the suspension was stirred for 15 more minutes. The solid was then filtered off and washed twice with ethanol (2 x 2 mL), affording 500 mg (70 % yield) of a yellowish solid. This saccharinate salt is optionally slurried for 30 minutes in 6 mL of water.

30

Figure 8 shows the powder X-ray diffraction (PXRD) pattern for the disaccharinate salt. A large number of peaks were observed thus confirming the crystallinity of the salt. The summary of the XRPD angles and relative intensities are given in **Table 2**.

35 **Table 2.**

Diffraction Angle (°2θ)	d value (Å)	Relative Intensity (%)
11.26	7.85	51.1
11.76	7.52	53.3
12.95	6.83	67.5
13.33	6.64	52.1
13.82	6.40	69.4
14.81	5.98	41.5
16.41	5.40	77.4
16.94	5.23	100
17.78	4.98	44.3
18.36	4.83	54.1
18.57	4.78	52.8
19.06	4.65	46.1
19.76	4.49	60.7
20.49	4.33	54.9
21.04	4.22	44.2
21.88	4.06	44.5
22.41	3.96	50.6
22.96	3.87	57.4
23.89	3.72	77.4
24.27	3.66	75.6
24.82	3.58	66.2
25.41	3.50	56.5
26.19	3.40	56.2
26.74	3.33	42
27.38	3.25	35
28.23	3.16	27.4

As can be seen from Table 2, the disaccharinate salt of *trans*-4-((2-(2-chloro-4-(((R)-2-hydroxy-2-(8-hydroxy-2-oxo-1,2-dihydroquinolin-5-yl)ethylamino)methyl)-5-methoxyphenylcarbamoyloxy)ethyl)(methyl)-amino)cyclohexyl 2-hydroxy-2,2-di(thiophen-

5 2-yl)acetate is characterized by an X-ray powder diffraction (XRPD) pattern having a significant peak at 2θ values of 16.94±0.2, preferably significant peaks at 2θ values of 16.41±0.2, 16.94±0.2 and 23.89±0.2.

Figure 9 corresponds to the ¹H-NMR spectrum of the disaccharinate salt. It clearly shows a stoichiometry ratio of **1:2** free base / saccharin, as inferred from the comparison between the integral values of the protons corresponding to the aromatic ring of the saccharin molecule and that of a single proton of the hydroxyl radical of the parent structure.

¹H NMR (500 MHz, MeOD-d₄) δppm): 1.67 (m, 2H), 1.81 (m, 2H), 1.95 (m, 2H), 2.24 (m, 4H), 3.00 (s, 3H), 3.26 (dd, 1H), 3.34 (dd, 1H), 3.52 (m, 1H), 3.62 (m, 2H), 3.81 (m, 2H), 3.94 (s, 3H), 4.34 (m, 2H), 4.65 (m, 2H), 5.50 (dd, 1H), 6.68 (d, 1H), 7.04 (dd, 2H), 7.11 (d, 1H), 7.20 (dd, 2H), 7.36 (d, 1H), 7.44 (dd, 2H), 7.50 (s, 1H), 7.75 (m, 4H), 7.80-7.86 (m, 5H), 8.25 (d, 1H).

Figure 10 shows the DSC analysis for the disaccharinate salt showing only an intense endothermic curve with a maximum at 197 °C, indicating a possible fusion / decomposition of the salt.

Figure 11 shows the TG analysis for the disaccharinate salt. The spectrum shows a very slight loss of mass between 40 and 80 °C. No significant changes are observed until about 160 °C, in which the salt decomposes.

Figure 12 shows the FTIR spectrum for disaccharinate salt. When compared with the free base compound, the infrared spectrum of the disaccharinate has significant differences. A comparison between both spectra is also included in Figure 12. Significant signal for the disaccharinate appears at: 3106, 2954, 1742, 1636, 1600, 1530, 1456, 1328, 1259, 1210, 1136, 1117, 946, 831, 770, 751, 631, 603 and 527 cm⁻¹.

Example 3 – Preparation of *trans*-4-((2-(2-chloro-4-(((R)-2-hydroxy-2-(8-hydroxy-2-oxo-1,2-dihydroquinolin-5-yl)ethylamino)methyl)-5-methoxyphenylcarbamoxyloxy)-ethyl)(methyl)amino)cyclohexyl 2-hydroxy-2,2-di(thiophen-2-yl)acetate L-tartrate

To a solution of 115 mg of L-tartaric acid in 15 mL of methanol was added a solution 600 mg of *trans*-4-((2-(2-chloro-4-(((R)-2-hydroxy-2-(8-hydroxy-2-oxo-1,2-dihydroquinolin-5-yl)ethylamino)methyl)-5-methoxyphenylcarbamoxyloxy)ethyl)-(methyl)amino)cyclohexyl 2-hydroxy-2,2-di(thiophen-2-yl)acetate free base (see preparation 2.1 above) in 20 ml of

methanol. The mixture was stirred during 4 hours at room temperature. The resulting precipitate was filtered, and dried under vacuum at 40 °C overnight. Yield 80%.

5 Figure 13 shows the powder X-ray diffraction (PXRD) pattern for the L-tartrate salt. A large number of peaks were observed thus confirming the crystallinity of the salt. The summary of the XRPD angles and relative intensities are given in **Table 3**.

Table 3.

Diffraction Angle (°2θ)	d value (Å)	Relative Intensity (%)
5.96	14.83	64.3
7.08	12.48	51.9
8.10	10.90	54.7
10.08	8.77	32.7
10.64	8.31	43.8
11.10	7.96	100
11.95	7.40	37.5
12.65	6.99	37.6
13.20	6.70	35
14.40	6.15	61.9
16.32	5.43	56.9
17.22	5.14	55.9
17.92	4.95	55.6
18.91	4.69	57.2
19.87	4.46	42.8
20.34	4.36	48.9
20.52	4.33	50.9
21.56	4.12	44.9
22.35	3.97	54.1
22.73	3.91	48.3
24.01	3.70	78.3
24.68	3.60	57.5
25.41	3.50	57.4
26.52	3.36	32.7
27.48	3.24	29

Diffraction Angle (2θ)	d value (Å)	Relative Intensity (%)
28.41	3.14	31.7
31.09	2.87	26.9
31.88	2.80	29.2
32.58	2.75	25.9
33.80	2.65	25.4

As can be seen from Table 3, the L-tartrate salt of *trans*-4-((2-(2-chloro-4-(((R)-2-hydroxy-2-(8-hydroxy-2-oxo-1,2-dihydroquinolin-5-yl)ethylamino)methyl)-5-methoxyphenylcarbonyloxy)ethyl)(methyl)-amino)cyclohexyl 2-hydroxy-2,2-di(thiophen-2-yl)acetate is characterized by an X-ray powder diffraction (XRPD) pattern having a significant peak at 2θ values of 11.10 ± 0.2 , preferably significant peaks at 2θ values of 11.10 ± 0.2 and 24.01 ± 0.2

Figure 14 corresponds to the $^1\text{H-NMR}$ spectrum of the L-tartrate salt. It clearly shows a stoichiometry ratio of **1:1** free base / L-tartaric acid, as inferred from the comparison between the integral values of the protons corresponding to the hydroxyl radical of the L-tartaric acid molecule and that of a single proton of the hydroxyl radical of the parent structure.

$^1\text{H NMR}$ (500 MHz, $\text{DMSO-}d_6$) δ (ppm): 1.38 (m, 4H), 1.74 (m, 2H), 1.92 (m, 2H), 2.24 (s, 3H), 2.37 (q, 1H), 2.47 (m, 3H), 2.55 (m, 1H), 2.64 (q, 1H), 2.67 (t, 2H), 2.85 (m, 2H), 3.76 (s, 3H), 3.90 (bs, 2H), 4.04 (bs, 2H), 4.12 (t, 2H), 4.70 (m, 1H), 5.18 (t, 1H), 6.53 (d, 2H), 6.94 (d, 1H), 6.98 (dd, 2H), 7.08 (dd, 2H), 7.10 (d, 1H), 7.27 (bs, 1H), 7.43 (bs, 1H), 7.47 (dd, 2H), 8.11 (d, 1H), 9.02 (s, 1H), 10.40 (bs, 1H).

Figure 15 shows the DSC analysis for the L-tartrate salt showing only an intense endothermic curve with a maximum at $173\text{ }^\circ\text{C}$, indicating a possible fusion / decomposition of the salt.

Figure 16 shows the TG analysis for the L-tartrate salt. The spectrum shows a slight loss of mass between 37 and $90\text{ }^\circ\text{C}$ probably corresponding to water molecule. No significant changes are observed until about $173\text{ }^\circ\text{C}$, in which the salt decomposes.

Figure 17 shows the FTIR spectrum for L-tartrate salt. Significant signal for the L-tartrate salt appears at: 3213, 2949, 2868, 1729, 1658, 1592, 1530, 1338, 1292, 1212, 1171, 1068, 1041, 841, 702, 623 and 524 cm^{-1} .

- 5 The following preparations forms are cited as composition (formulation) examples:

COMPOSITION EXAMPLE 1

Formulation Example 1 (Formulation for inhalation with a DPI)

Ingredient	Amount
L-tartrate salt of <i>trans</i> -4-((2-(2-chloro-4-(((R)-2-hydroxy-2-(8-hydroxy-2-oxo-1,2-dihydroquinolin-5-yl)ethylamino)-methyl)-5-methoxyphenylcarbamoyloxy)ethyl)-(methyl)amino)cyclohexyl 2-hydroxy-2,2-di(thiophen-2-yl)acetate (micronized)	15 mg
Lactose	3000 mg

- 10 Formulation Example 2 (Formulation for inhalation with a DPI)

Ingredient	Amount
<i>trans</i> -4-((2-(2-chloro-4-(((R)-2-hydroxy-2-(8-hydroxy-2-oxo-1,2-dihydroquinolin-5-yl)ethylamino)-methyl)-5-methoxyphenylcarbamoyloxy)ethyl)-(methyl)amino)-cyclohexyl 2-hydroxy-2,2-di(thiophen-2-yl)acetate disaccharinate (micronized)	15 mg
Lactose	3000 mg

Formulation Example 3 (Formulation for inhalation with a DPI)

Ingredient	Amount
<i>trans</i> -4-((3-(2-chloro-4-(((2R)-2-hydroxy-2-(8-hydroxy-2-oxo-1,2-dihydroquinolin-5-yl)ethylamino)methyl)-5-methoxyphenylamino)-3-oxopropyl)(methyl)amino)-cyclohexyl hydroxy(di-2-thienyl)acetate	15 mg

ethanedisulfonate (micronized)	
Lactose	3000 mg

Formulation Example 4 (Formulation for a MDI)

Ingredient	Amount
L-tartrate salt of <i>trans</i> -4-((2-(2-chloro-4-(((R)-2-hydroxy-2-(8-hydroxy-2-oxo-1,2-dihydroquinolin-5-yl)ethylamino)-methyl)-5-methoxyphenylcarbamoyloxy)ethyl)-(methyl)amino)cyclohexyl 2-hydroxy-2,2-di(thiophen-2-yl)acetate (micronized)	10 g
1,1,1,2,3,3,3-heptafluoro-n-propane	q.s. to 200 ml

Formulation Example 5 (Formulation for a MDI)

Ingredient	Amount
<i>trans</i> -4-((2-(2-chloro-4-(((R)-2-hydroxy-2-(8-hydroxy-2-oxo-1,2-dihydroquinolin-5-yl)ethylamino)-methyl)-5-methoxyphenylcarbamoyloxy)ethyl)-(methyl)amino)-cyclohexyl 2-hydroxy-2,2-di(thiophen-2-yl)acetate disaccharinate (micronized)	10 g
1,1,1,2,3,3,3-heptafluoro-n-propane	q.s. to 200 ml

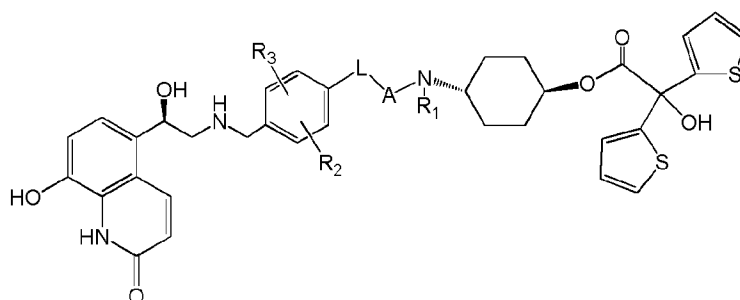
5

Formulation Example 6 (Formulation for a MDI)

Ingredient	Amount
<i>trans</i> -4-((3-(2-chloro-4-(((2R)-2-hydroxy-2-(8-hydroxy-2-oxo-1,2-dihydroquinolin-5-yl)ethylamino)methyl)-5-methoxyphenylamino)-3-oxopropyl)(methyl)amino)-cyclohexyl hydroxy(di-2-thienyl)acetate ethanedisulfonate (micronized)	10 g
1,1,1,2,3,3,3-heptafluoro-n-propane	q.s. to 200 ml

CLAIMS

1. A pharmaceutically acceptable crystalline addition salt of (i) a sulfonic or a hydroxycarboxylic acid or a sulfimide derivative, or a pharmaceutically acceptable solvate thereof and (ii) a 2-amino-1-hydroxyethyl-8-hydroxyquinolin-2(1H)-one derivative of
5 formula(I)



Wherein:

- R₁ represents a hydrogen atom or a C₁₋₄ alkyl group,
- 10 • R₂ and R₃ independently represent a hydrogen atom, a halogen atom, a C₁₋₄ alkyl group, a C₁₋₄ alkoxy group and a cyano group.
- A represents a C₁₋₄ alkylene group optionally substituted with one or more C₁₋₂ alkyl groups,
- L represents a direct bond, -NH(CO)-, -(CO)NH- or -NH(CO)O- group, wherein in the
15 case of -NH(CO)O-, the nitrogen atom is bound to the phenylene substituent and the oxygen atom is bound to the A substituent.

and pharmaceutically acceptable solvates thereof.

- 20 2. A salt according to claim 1, wherein R¹ represents a hydrogen atom or a methyl group, preferably a methyl group.
3. A salt according to claim 1 or 2, wherein R² and R³ independently represent a halogen atom or a C₁₋₄ alkoxy group, preferably a C₁₋₂ alkoxy group.
- 25 4. A salt according to claim 3, wherein R² and R³ independently represents a chlorine atom or a methoxy group, preferably R² represents a methoxy group and R³ represents a chlorine atom .

5. A salt according to any of the preceding claims, wherein A represents a C₁₋₂ alkylene group optionally substituted with one or two methyl group, preferably A represent an ethylene group optionally substituted with a methyl group.
- 5 6. A salt according to claim 5, wherein A represents a non-substituted ethylene group.
7. A salt according to any of the preceding claims, wherein L represents a –NH(CO), –(CO)NH- or –NH(CO)O group, more preferably L represents a –NH(CO) or –NH(CO)O-group.
- 10 8. A salt according to any of the preceding claims, wherein R¹ represents a methyl group, R² represents a methoxy group, R³ represents a chlorine atom, A represent an ethylene group and L represents a –NH(CO) or –NH(CO)O- group.
- 15 9. A salt according to any of the preceding claims, which is one of
trans-4-((3-(2-chloro-4-(((2*R*)-2-hydroxy-2-(8-hydroxy-2-oxo-1,2-dihydroquinolin-5-yl)ethylamino)methyl)-5-methoxyphenylamino)-3-oxopropyl)(methyl)amino)-cyclohexyl hydroxy(di-2-thienyl)acetate ethanedisulfonate,
trans-4-((2-(2-chloro-4-(((*R*)-2-hydroxy-2-(8-hydroxy-2-oxo-1,2-dihydroquinolin-5-yl)ethylamino)-methyl)-5-methoxyphenylcarbamoxyloxy)ethyl)-(methyl)amino)-cyclohexyl 2-hydroxy-2,2-di(thiophen-2-yl)acetate disaccharinate, and
L-tartrate salt of *trans*-4-((2-(2-chloro-4-(((*R*)-2-hydroxy-2-(8-hydroxy-2-oxo-1,2-dihydroquinolin-5-yl)ethylamino)-methyl)-5-methoxyphenylcarbamoxyloxy)ethyl)-(methyl)amino)cyclohexyl 2-hydroxy-2,2-di(thiophen-2-yl)acetate,
- 20
25 or a pharmaceutically acceptable solvate thereof.
10. A pharmaceutical composition comprising a therapeutically effective amount of a salt as defined in any one claims 1 to 9 and a pharmaceutically acceptable carrier.
- 30 11. A pharmaceutical composition according to claim 10, which is formulated for administration by inhalation as a dry powder.
12. A pharmaceutical composition according to claim 10 or 11, which further comprises a
35 therapeutically effective amount of one or more other therapeutic agents.

13. A pharmaceutical composition according to claim 12 wherein the other therapeutic agent is selected from:

- (a) corticosteroids, or glucocorticoids,
- 5 (b) antihistamines,
- (c) chemokine receptor antagonists, such as maraviroc or enfuvirtide,
- (e) CRth2 antagonists,
- (f) leukotriene receptor antagonists,
- (g) JAK inhibitors such as tofacitinib or INCB018424,
- 10 (h) Syk inhibitors such as R-343,
- (i) phosphodiesterase IV inhibitors,
- (j) p38 Inhibitors such as ARRY-797,
- (k) PKC inhibitors such as NVP-AEB071,
- (l) 5-lipoxygenase activating protein inhibitors, such as veliflapon,
- 15 (m) 5-lipoxygenase inhibitors,
- (n) CYSLTR1 antagonists,
- (o) CYSLTR2 antagonists,
- (p) BLT1 antagonists,
- (q) BLT2 antagonists,
- 20 (r) thromboxane A2 antagonists such as ramatroban,
- (s) DP1 receptor antagonists, such as laropiprant,
- (t) DP1 receptor agonists, such as BW-245C,
- (u) IP receptor agonists, such as RO-1138452,
- (v) Anti-IgE, such as omalizumab,
- 25 (w) IL5 antibody, such as mepolizumab,
- (x) leukotriene formation inhibitors,
- (y) decongestants, such as ephedrine, levo-methamphetamine, naphazoline, oxymetazoline, phenylephrine, phenylpropanolamine, propylhexedrine, pseudoephedrine, synephrine or tetrahydrozoline;
- 30 (z) mucolytics such as acetylcysteine, ambroxol, bromhexine, carbocysteine, domiodol, eprazinone, erdosteine, letosteine, neltenexine, sobrerol, stepronin or tiopronin;
- (aa) antitussives, such as dextromethorphan,
- (bb) analgesics such as aspirin, paracetamol, rofecoxid, celecoxib, morphine,
- 35 codeine, oxycodone, hydrocodone, dihydromorphine or flupirtine; and

(cc) expectorants such antimony pentasulfide, guaiacolsulfonate, guaifenesin, potassium iodide or tyloxapol.

14. A combination comprising a salt as defined in any one of claims 1 to 9 and one or
5 more other therapeutic agent, as defined in claim 13.

15. A salt according to any one of claims 1 to 9, a pharmaceutical composition as defined
in any one of claims 10 to 13 or a combination as defined in claim 14, for use in the
treatment of a pathological condition or disease associated with both β_2 adrenergic
10 receptor and M3 antimuscarinic activity.

16. A salt, pharmaceutical composition or combination for use as defined in claim 15,
wherein the pathological condition or disease is respiratory diseases, preferably, asthma,
acute or chronic bronchitis, emphysema, or Chronic Obstructive Pulmonary Disease
15 (COPD).

17. A salt, pharmaceutical composition or combination for use as defined in claim 16,
wherein the pathological condition or disease is asthma or chronic obstructive pulmonary
disease.
20

18. Use of a salt as defined in any one of claim 1 to 9 a pharmaceutical composition as
defined in any one of claims 10 to 13 or a combination as defined in claim 14, in the
manufacture of a medicament for the treatment of a pathological condition or disease as
defined in any one of claims 17 to 18.
25

19. A method for treating a subject afflicted with a pathological condition or disease as
defined in any one of claims 17 to 18, which comprises administering to said subject an
effective amount of a salt as defined in any one of claim 1 to 9, a pharmaceutical
composition as defined in any one of claims 10 to 13 or a combination as defined in claim
30 14.

Figure 1

FTIR spectrum for *trans*-4-((3-(2-chloro-4-(((2*R*)-2-hydroxy-2-(8-hydroxy-2-oxo-1,2-dihydroquinolin-5-yl)ethylamino)methyl)-5-methoxyphenylamino)-3-oxopropyl)(methyl)amino)cyclohexyl hydroxy(di-2-thienyl)acetate.

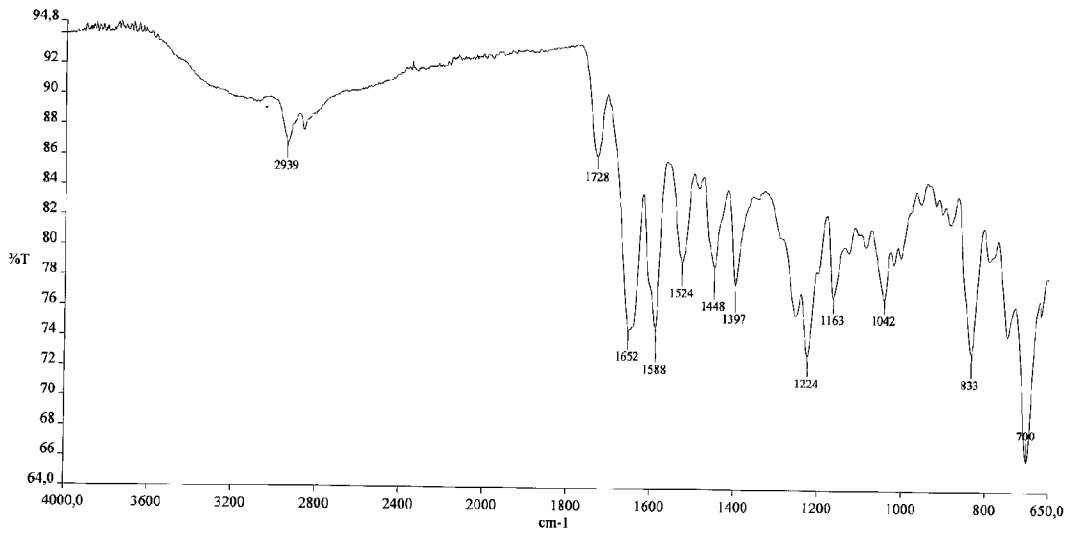


Figure 2

X-ray diffraction (PXRD) pattern for *trans*-4-((3-(2-chloro-4-(((2*R*)-2-hydroxy-2-(8-hydroxy-2-oxo-1,2-dihydroquinolin-5-yl)ethylamino)methyl)-5-methoxyphenylamino)-3-oxopropyl)-(methyl)amino)cyclohexyl hydroxy(di-2-thienyl)acetate ethanedisulfonate..

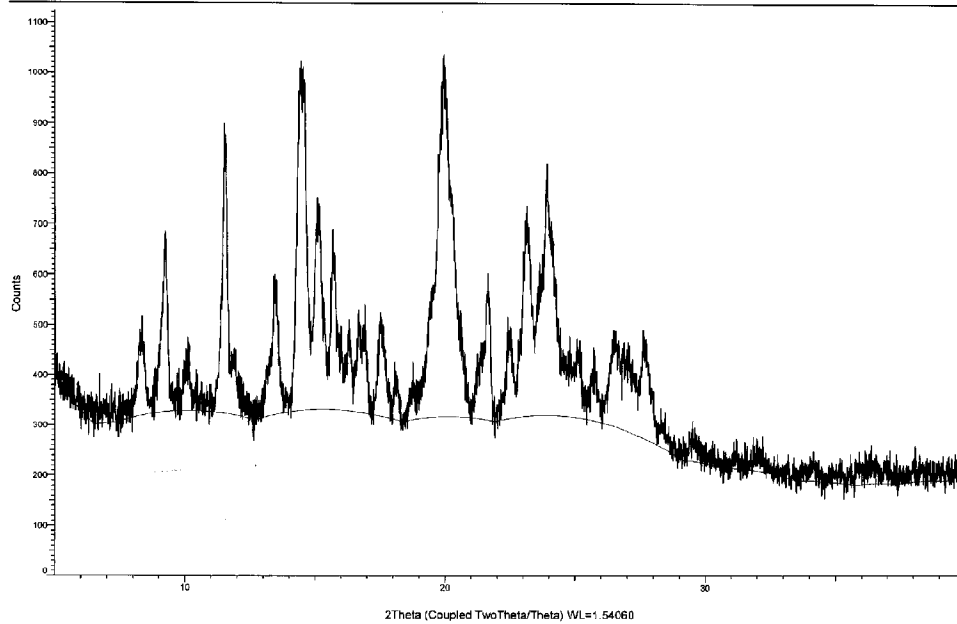


Figure 4

DSC analysis of *trans*-4-((3-(2-chloro-4-(((2*R*)-2-hydroxy-2-(8-hydroxy-2-oxo-1,2-dihydroquinolin-5-yl)ethylamino)methyl)-5-methoxyphenylamino)-3-oxopropyl)(methyl)-amino)cyclohexyl hydroxy(di-2-thienyl)acetate ethanedisulfonate.

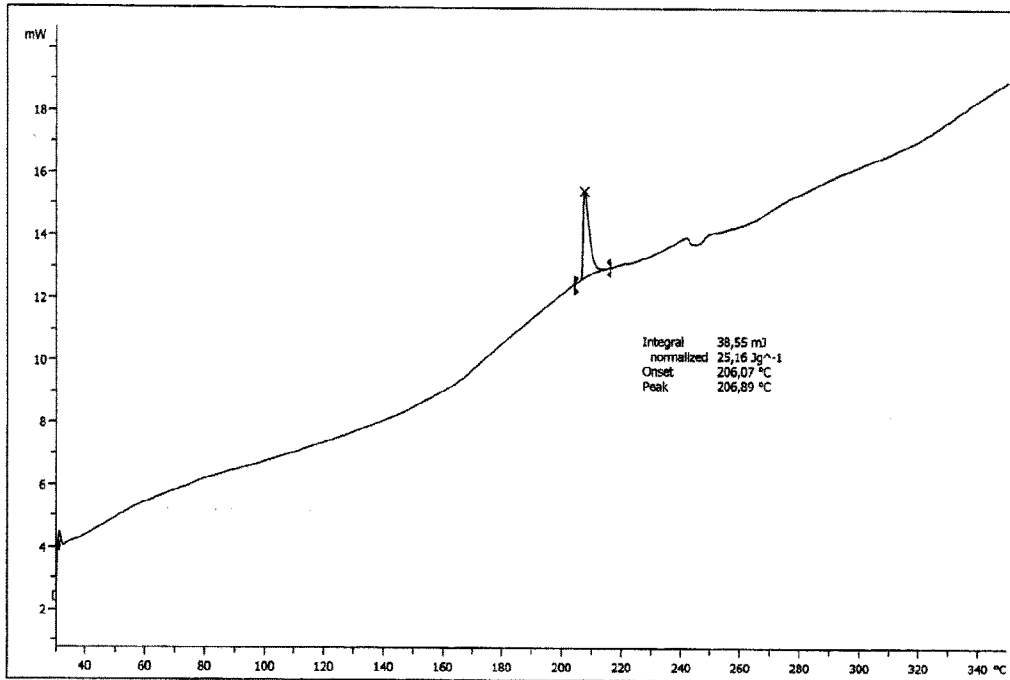
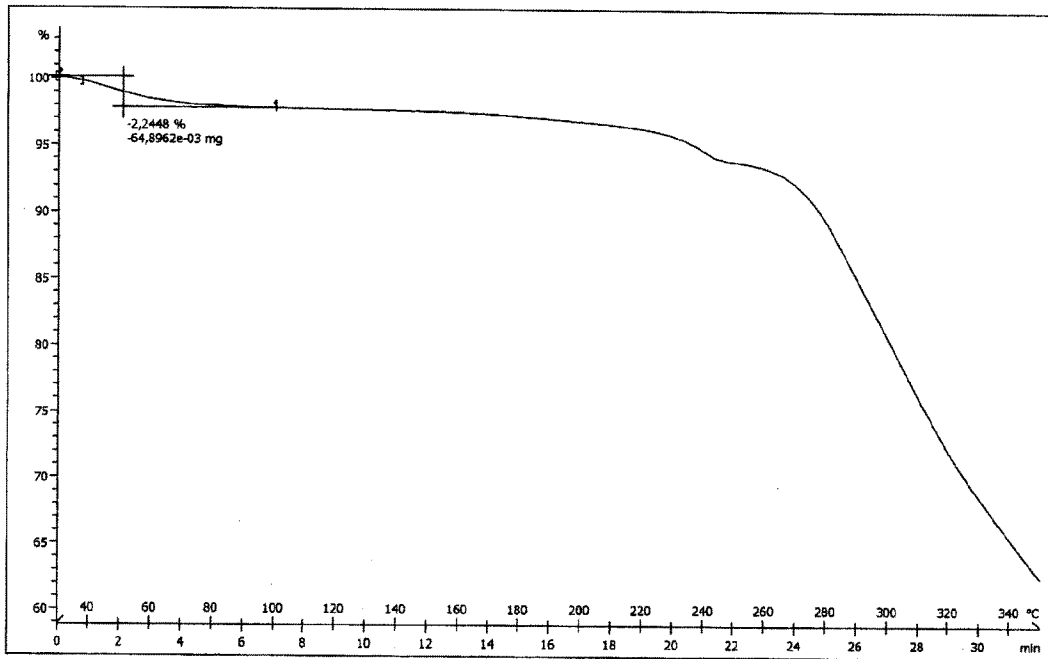


Figure 5

TGA analysis of *trans*-4-((3-(2-chloro-4-(((2*R*)-2-hydroxy-2-(8-hydroxy-2-oxo-1,2-dihydroquinolin-5-yl)ethylamino)methyl)-5-methoxyphenylamino)-3-oxopropyl)(methyl)-amino)cyclohexyl hydroxy(di-2-thienyl)acetate ethanedisulfonate



5

Figure 6

FTIR spectrum for *trans*-4-((3-(2-chloro-4-(((2*R*)-2-hydroxy-2-(8-hydroxy-2-oxo-1,2-dihydroquinolin-5-yl)ethylamino)methyl)-5-methoxyphenylamino)-3-oxopropyl)(methyl)amino)cyclohexyl hydroxy(di-2-thienyl)acetate ethanedisulfonate

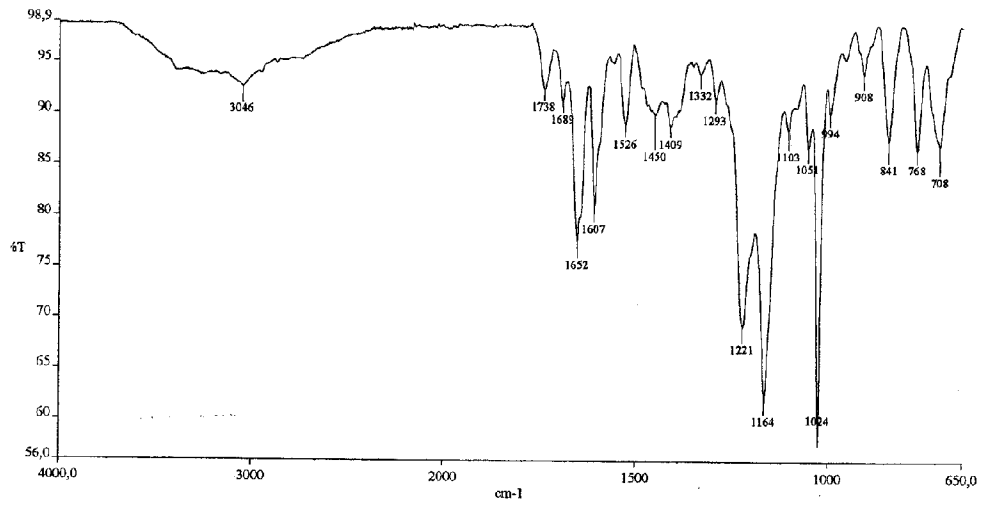


Figure 7

FTIR spectrum for *trans*-4-((2-(2-chloro-4-(((R)-2-hydroxy-2-(8-hydroxy-2-oxo-1,2-dihydroquinolin-5-yl)ethylamino)methyl)-5-methoxyphenylcarbamoyloxy)ethyl)(methyl)-amino)cyclohexyl 2-hydroxy-2,2-di(thiophen-2-yl)acetate.

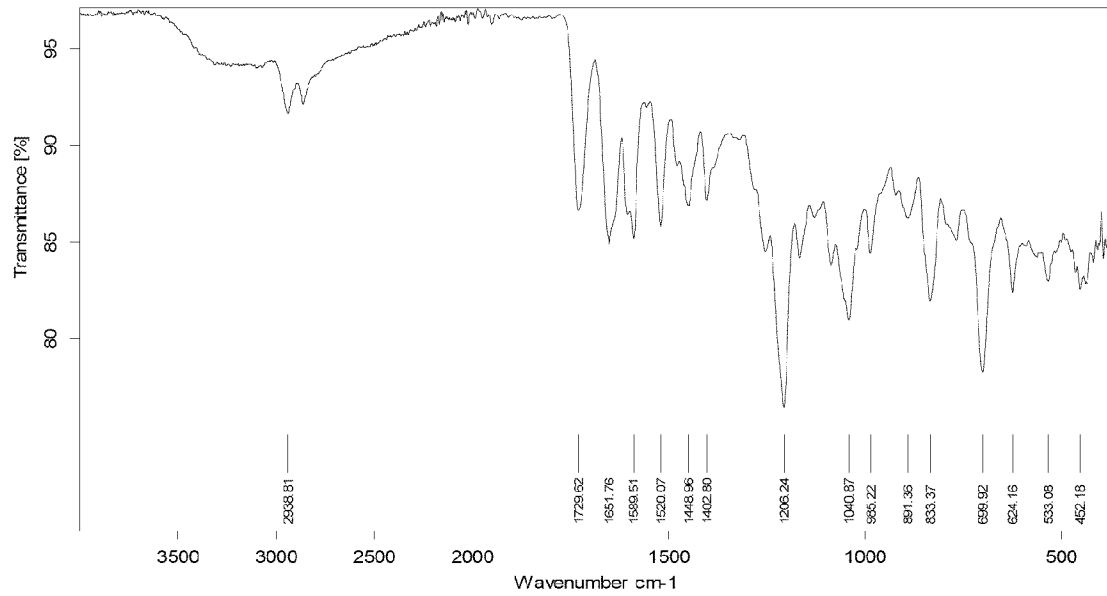


Figure 8

X-ray diffraction (PXRD) pattern for *trans*-4-((2-(2-chloro-4-(((R)-2-hydroxy-2-(8-hydroxy-2-oxo-1,2-dihydroquinolin-5-yl)ethylamino)methyl)-5-methoxyphenylcarbamoyloxy)ethyl)-(methyl)amino)cyclohexyl 2-hydroxy-2,2-di(thiophen-2-yl)acetate disaccharinate.

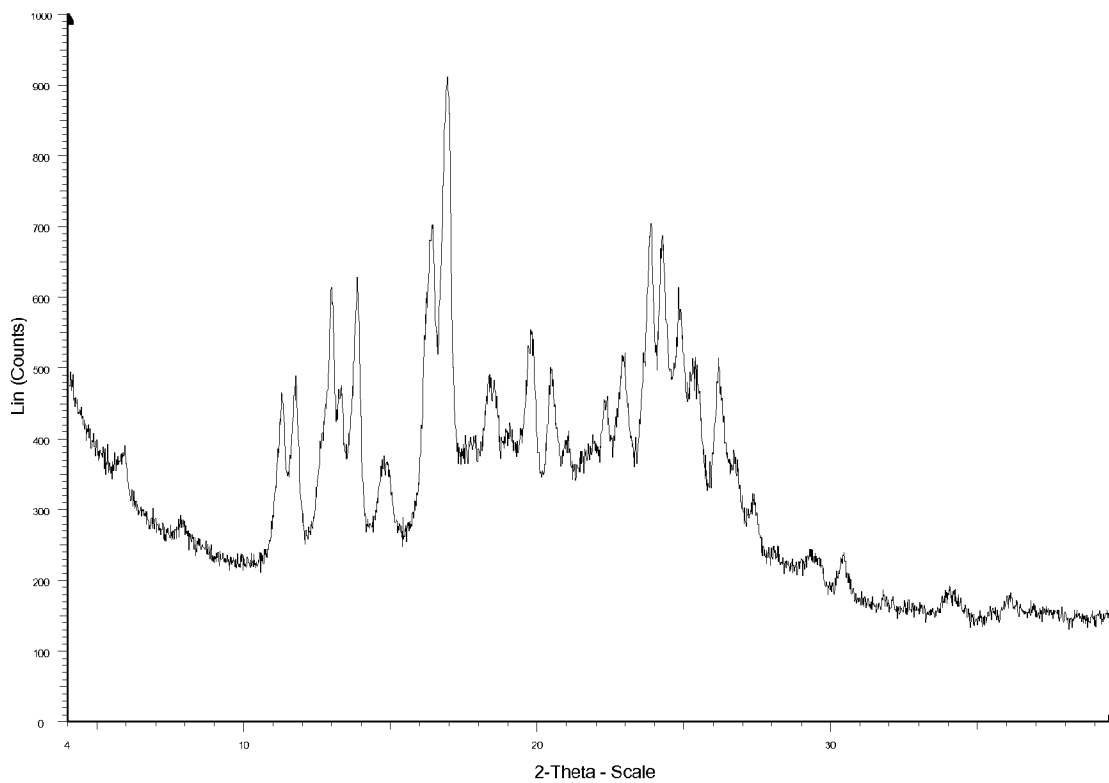


Figure 9

¹H-NMR spectrum of *trans*-4-((2-(2-chloro-4-(((*R*)-2-hydroxy-2-(8-hydroxy-2-oxo-1,2-dihydroquinolin-5-yl)ethylamino)methyl)-5-methoxyphenylcarbamoyloxy)ethyl)-(methyl)amino)cyclohexyl 2-hydroxy-2,2-di(thiophen-2-yl)acetate disaccharinate.

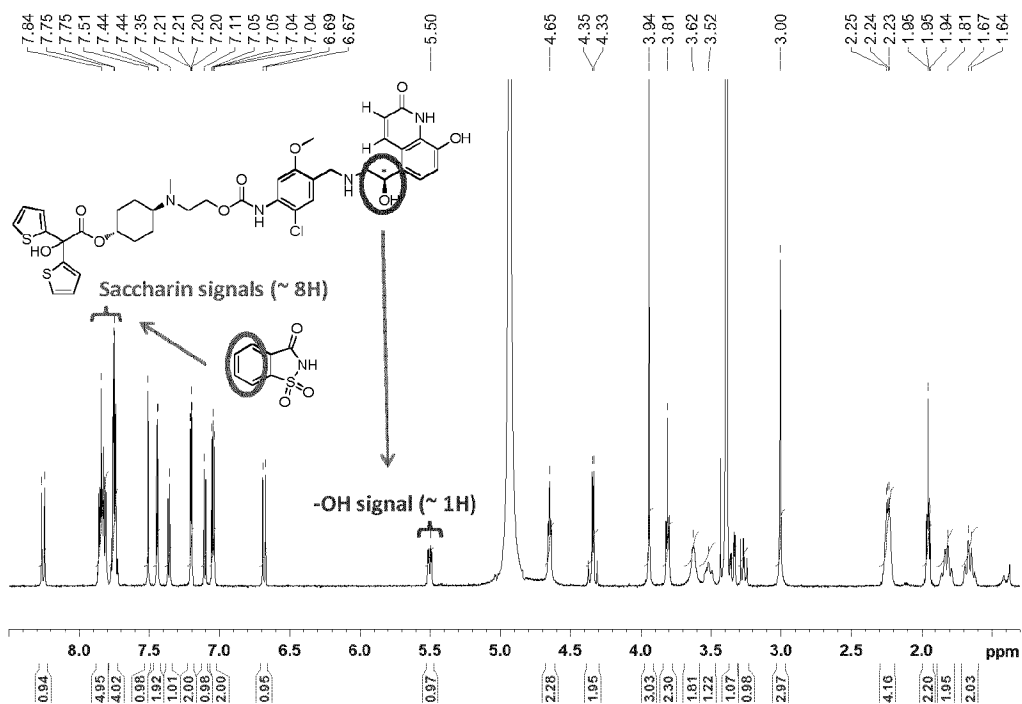


Figure 10

DSC analysis of *trans*-4-((2-(2-chloro-4-(((R)-2-hydroxy-2-(8-hydroxy-2-oxo-1,2-dihydroquinolin-5-yl)ethylamino)methyl)-5-methoxyphenylcarbamoxyloxy)ethyl)-(methyl)amino)cyclohexyl 2-hydroxy-2,2-di(thiophen-2-yl)acetate disaccharinate

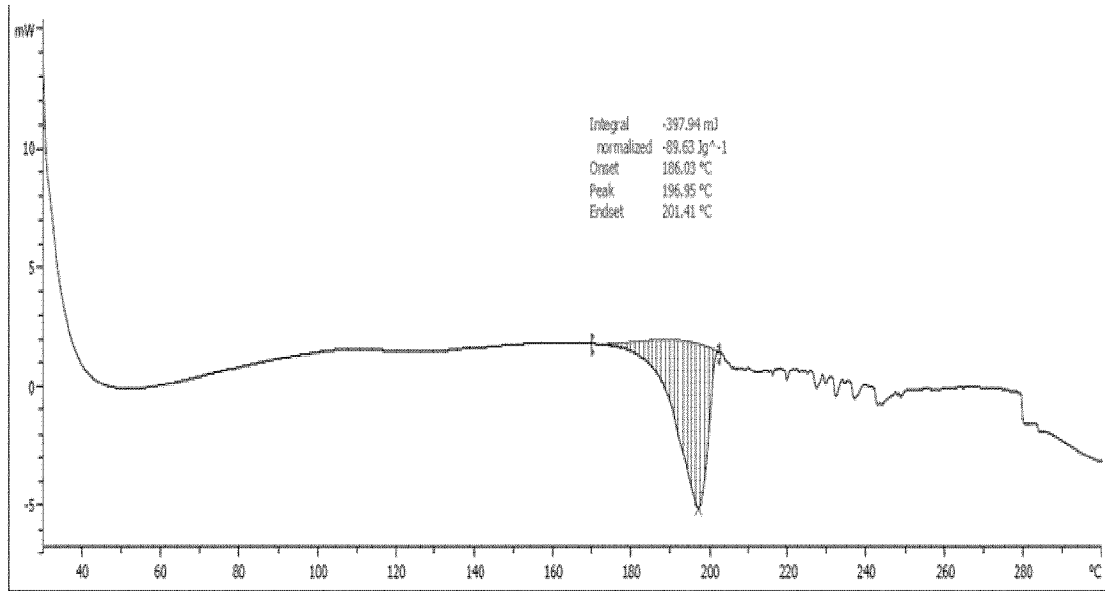


Figure 11

TG analysis for *trans*-4-((2-(2-chloro-4-(((R)-2-hydroxy-2-(8-hydroxy-2-oxo-1,2-dihydroquinolin-5-yl)ethylamino)methyl)-5-methoxyphenylcarbamoxyloxy)ethyl)-(methyl)amino)cyclohexyl 2-hydroxy-2,2-di(thiophen-2-yl)acetate disaccharinate.

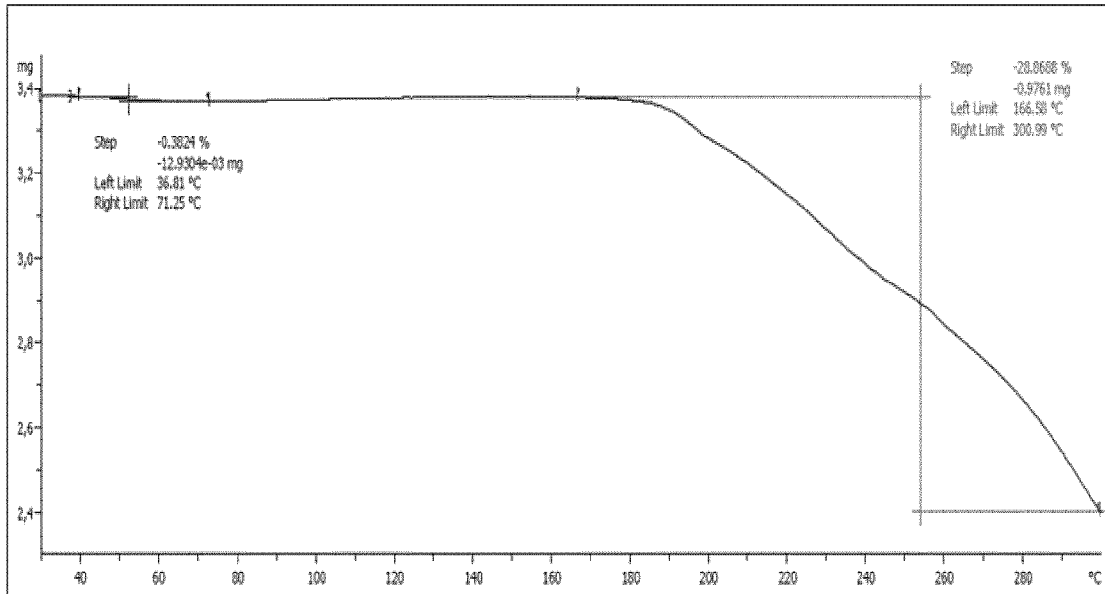


Figure 12

FTIR spectrum for *trans*-4-((2-(2-chloro-4-(((R)-2-hydroxy-2-(8-hydroxy-2-oxo-1,2-dihydroquinolin-5-yl)ethylamino)methyl)-5-methoxyphenylcarbamoyl-oxy)ethyl)(methyl-amino)cyclohexyl 2-hydroxy-2,2-di(thiophen-2-yl)acetate disaccharinate

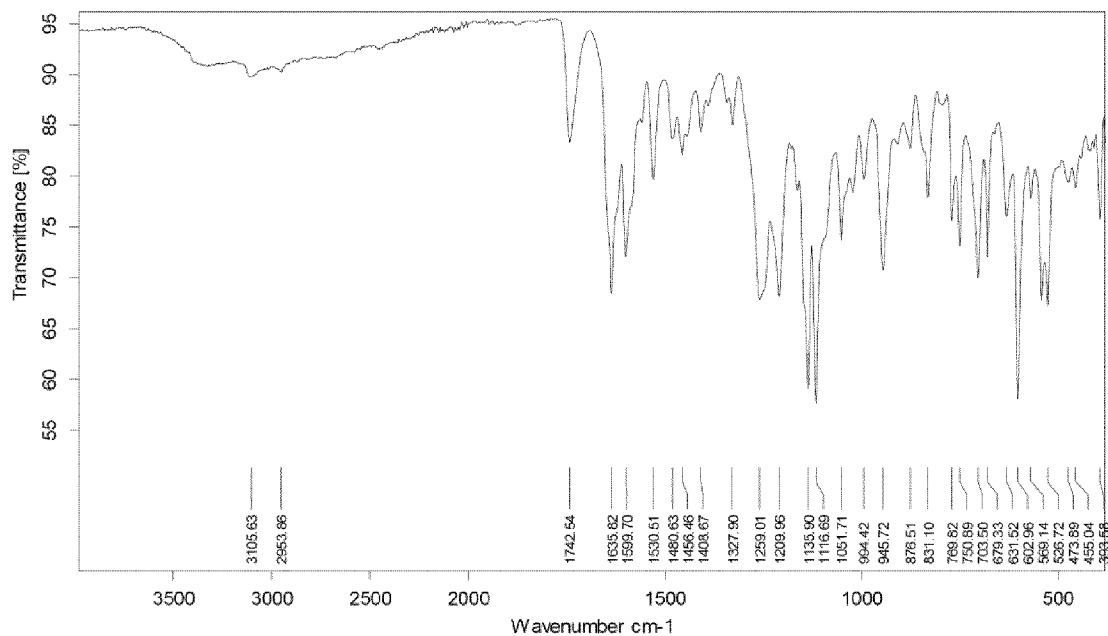


Figure 13

X-ray diffraction (PXRD) pattern for *trans*-4-((2-(2-chloro-4-(((R)-2-hydroxy-2-(8-hydroxy-2-oxo-1,2-dihydroquinolin-5-yl)ethylamino)methyl)-5-methoxyphenylcarbonyloxy)ethyl)-(methyl)amino)cyclohexyl 2-hydroxy-2,2-di(thiophen-2-yl)acetate L-tartrate.

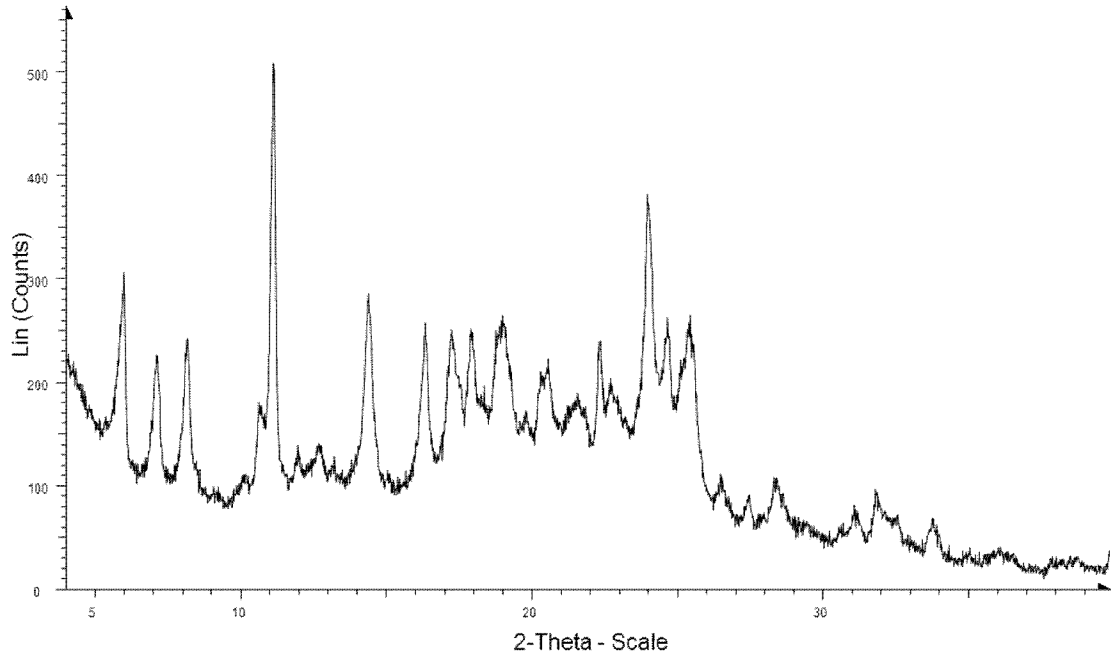


Figure 14

¹H-NMR spectrum of *trans*-4-((2-(2-chloro-4-(((*R*)-2-hydroxy-2-(8-hydroxy-2-oxo-1,2-dihydroquinolin-5-yl)ethylamino)methyl)-5-methoxyphenylcarbamoyloxy)ethyl)-(methyl)amino)cyclohexyl 2-hydroxy-2,2-di(thiophen-2-yl)acetate L-tartrate.

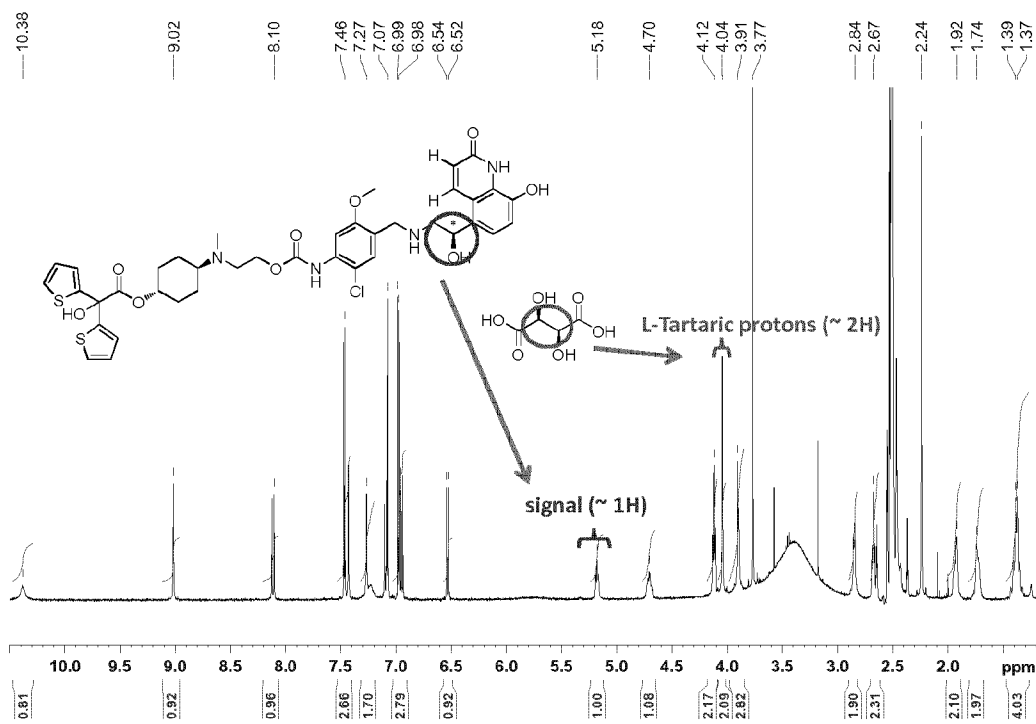


Figure 15

DSC analysis of *trans*-4-((2-(2-chloro-4-(((R)-2-hydroxy-2-(8-hydroxy-2-oxo-1,2-dihydroquinolin-5-yl)ethylamino)methyl)-5-methoxyphenylcarbamoyloxy)ethyl)-(methylamino)cyclohexyl 2-hydroxy-2,2-di(thiophen-2-yl)acetate L-tartrate

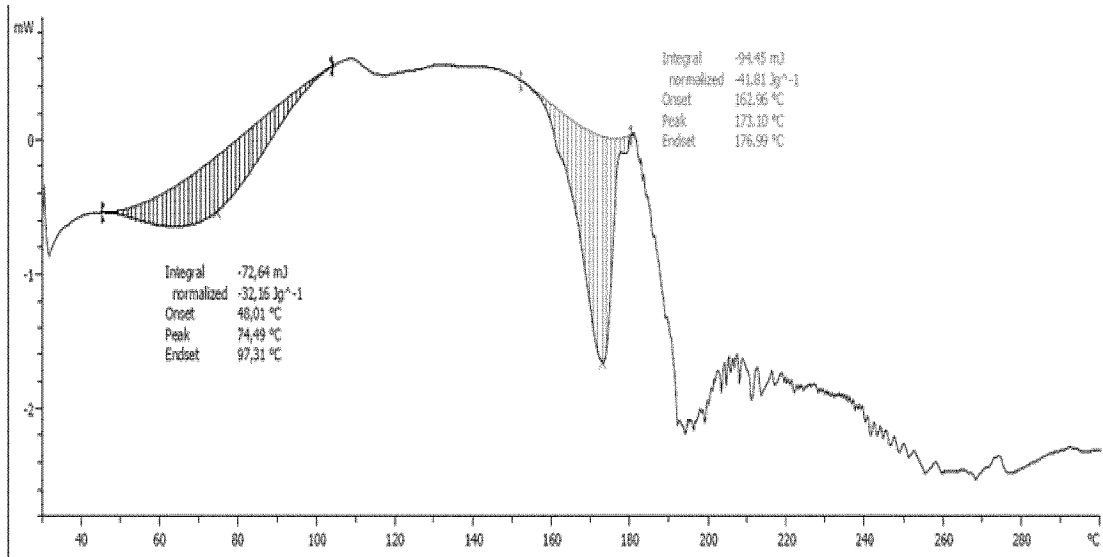


Figure 16

TG analysis for *trans*-4-((2-(2-chloro-4-(((R)-2-hydroxy-2-(8-hydroxy-2-oxo-1,2-dihydroquinolin-5-yl)ethylamino)methyl)-5-methoxyphenylcarbamoxyloxy)ethyl)-(methyl)amino)cyclohexyl 2-hydroxy-2,2-di(thiophen-2-yl)acetate L-tartrate.

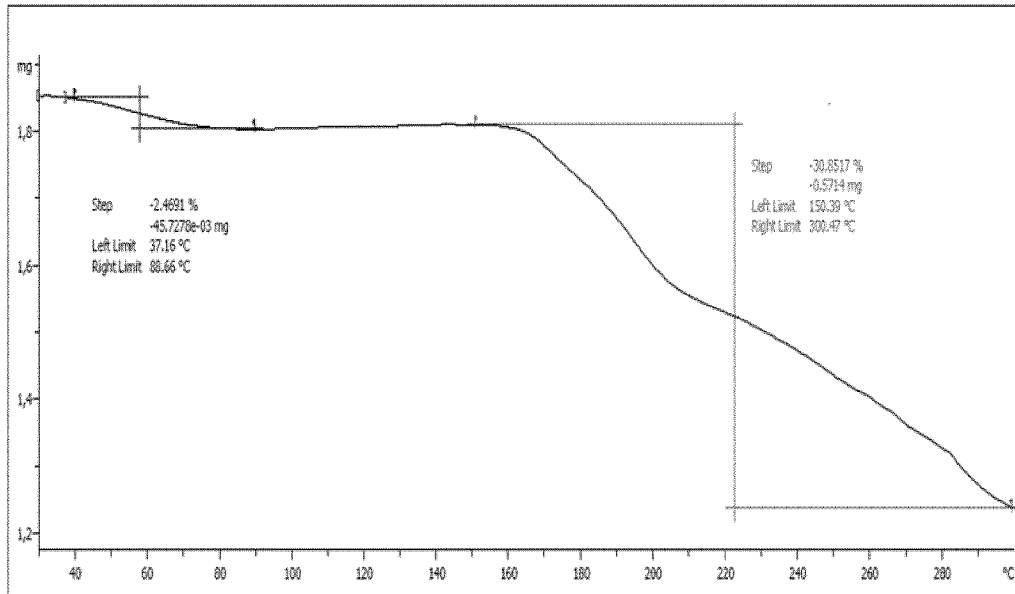
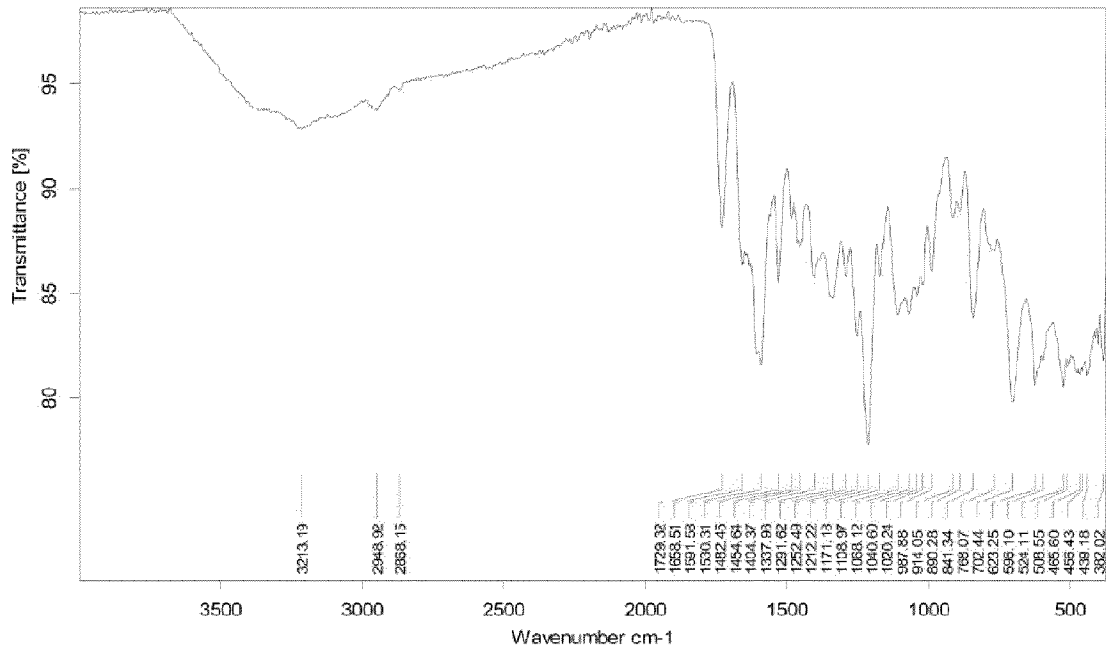


Figure 17

FTIR spectrum for *trans*-4-((2-(2-chloro-4-(((R)-2-hydroxy-2-(8-hydroxy-2-oxo-1,2-dihydroquinolin-5-yl)ethylamino)methyl)-5-methoxyphenylcarbamoyl-oxy)ethyl)(methyl)-amino)cyclohexyl 2-hydroxy-2,2-di(thiophen-2-yl)acetate L-tartrate

5



INTERNATIONAL SEARCH REPORT

International application No
PCT/EP2014/053871

A. CLASSIFICATION OF SUBJECT MATTER
 INV. A61K31/4709 C07D409/14 A61P11/00
 ADD.

According to International Patent Classification (IPC) or to both national classification and IPC

B. FIELDS SEARCHED

Minimum documentation searched (classification system followed by classification symbols)
 A61K C07D

Documentation searched other than minimum documentation to the extent that such documents are included in the fields searched

Electronic data base consulted during the international search (name of data base and, where practicable, search terms used)

EPO-Internal, BIOSIS, CHEM ABS Data, EMBASE, WPI Data

C. DOCUMENTS CONSIDERED TO BE RELEVANT

Category*	Citation of document, with indication, where appropriate, of the relevant passages	Relevant to claim No.
X	WO 2011/141180 A1 (ALMIRALL SA [ES]; PRAT QUINONES MARIA [ES]; FONQUERNA POU SILVIA [ES];) 17 November 2011 (2011-11-17) page 6; claims; examples	1-19
A	BASTIN R J ET AL: "Salt Selection and Optimisation for Pharmaceutical New Chemical Entities", ORGANIC PROCESS RESEARCH AND DEVELOPMENT, CAMBRIDGE, GB, vol. 4, no. 5, 1 January 2000 (2000-01-01) , pages 427-435, XP002228592, DOI: 10.1021/OP000018U abstract	1-19

Further documents are listed in the continuation of Box C.

See patent family annex.

* Special categories of cited documents :

"A" document defining the general state of the art which is not considered to be of particular relevance

"E" earlier application or patent but published on or after the international filing date

"L" document which may throw doubts on priority claim(s) or which is cited to establish the publication date of another citation or other special reason (as specified)

"O" document referring to an oral disclosure, use, exhibition or other means

"P" document published prior to the international filing date but later than the priority date claimed

"T" later document published after the international filing date or priority date and not in conflict with the application but cited to understand the principle or theory underlying the invention

"X" document of particular relevance; the claimed invention cannot be considered novel or cannot be considered to involve an inventive step when the document is taken alone

"Y" document of particular relevance; the claimed invention cannot be considered to involve an inventive step when the document is combined with one or more other such documents, such combination being obvious to a person skilled in the art

"&" document member of the same patent family

Date of the actual completion of the international search

18 March 2014

Date of mailing of the international search report

27/03/2014

Name and mailing address of the ISA/

European Patent Office, P.B. 5818 Patentlaan 2
 NL - 2280 HV Rijswijk
 Tel. (+31-70) 340-2040,
 Fax: (+31-70) 340-3016

Authorized officer

Steendijk, Martin

INTERNATIONAL SEARCH REPORT

International application No
PCT/EP2014/053871

C(Continuation). DOCUMENTS CONSIDERED TO BE RELEVANT		
Category*	Citation of document, with indication, where appropriate, of the relevant passages	Relevant to claim No.
A	<p>RAHUL BANERJEE ET AL: "Synthon robustness in saccharinate salts of some substituted pyridines", CRYSTENGGCOMM, vol. 8, no. 9, 1 January 2006 (2006-01-01) , page 680, XP055063335, ISSN: 1466-8033, DOI: 10.1039/b608926g abstract</p> <p>-----</p>	1-19

INTERNATIONAL SEARCH REPORT

Information on patent family members

International application No

PCT/EP2014/053871

Patent document cited in search report	Publication date	Patent family member(s)	Publication date
WO 2011141180	A1	AR 081387 A1	29-08-2012
		AU 2011252337 A1	20-12-2012
		CA 2799099 A1	17-11-2011
		CN 102892765 A	23-01-2013
		CO 6592031 A2	02-01-2013
		CR 20120574 A	26-11-2012
		EA 201201541 A1	30-04-2013
		EP 2386555 A1	16-11-2011
		EP 2569308 A1	20-03-2013
		JP 2013526494 A	24-06-2013
		KR 20130062930 A	13-06-2013
		NZ 602556 A	25-10-2013
		PE 02152013 A1	08-03-2013
		SG 185007 A1	28-12-2012
		TW 201139424 A	16-11-2011
		WO 2011141180 A1	17-11-2011