



US00D492793S1

(12) **United States Design Patent**  
**Moon et al.**

(10) **Patent No.:** **US D492,793 S**

(45) **Date of Patent:** **\*\* Jul. 6, 2004**

(54) **PLASTIC EXPANDABLE UTILITY SHED**

D468,026 S \* 12/2002 Tisbo et al. .... D25/33

(75) Inventors: **Brian Moon**, De Kalb, IL (US);  
**Torrence Anderson**, Connell, IL (US);  
**Jed Richardson**, Batavia, IL (US)

\* cited by examiner

*Primary Examiner*—Doris Clark  
(74) *Attorney, Agent, or Firm*—McHale & Slavin, P.A.

(73) Assignee: **Suncast Corporation**, Batavia, IL (US)

(57) **CLAIM**

(\*\*) Term: **14 Years**

The ornamental design for a plastic expandable utility shed,  
as shown and described.

(21) Appl. No.: **29/188,866**

(22) Filed: **Aug. 22, 2003**

(51) **LOC (7) Cl.** ..... **25-03**

(52) **U.S. Cl.** ..... **D25/33**

(58) **Field of Search** ..... D25/33, 1, 16,  
D25/22; 225/116; 52/79.1, 36.1

**DESCRIPTION**


FIG. 1 is a perspective view of the plastic expandable utility shed of the instant invention;  
FIG. 2 is a front elevation view thereof;  
FIG. 3 is a rear elevation view thereof;  
FIG. 4 is a right side elevation view thereof;  
FIG. 5 is a left side elevation view thereof;  
FIG. 6 is a top view thereof; and,  
FIG. 7 is a bottom plane view thereof.

(56) **References Cited**

**U.S. PATENT DOCUMENTS**

D455,501 S \* 4/2002 Greene ..... D25/33

**1 Claim, 7 Drawing Sheets**



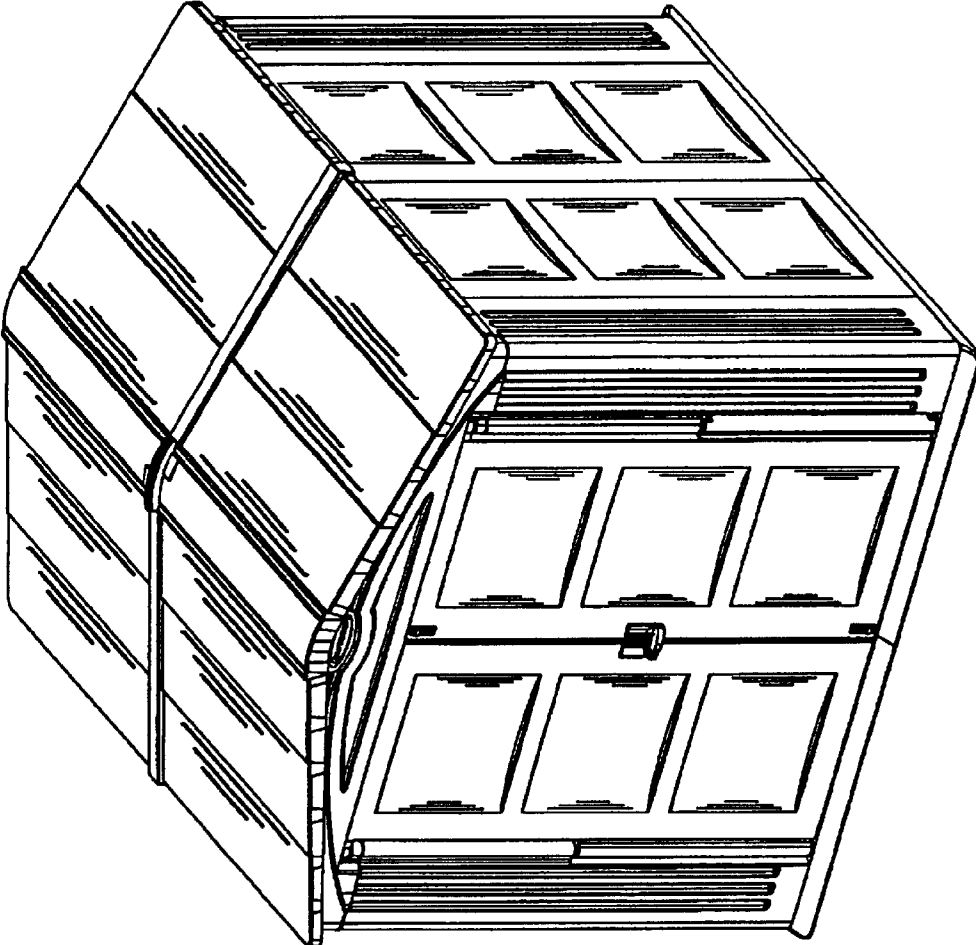


FIG. 1

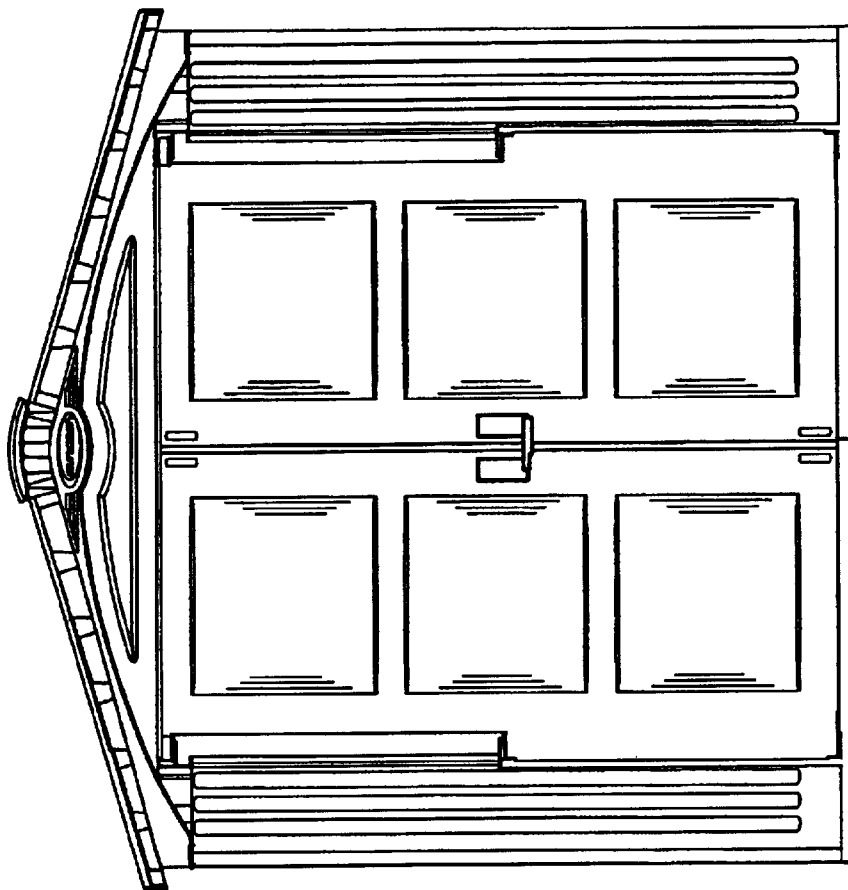


FIG. 2

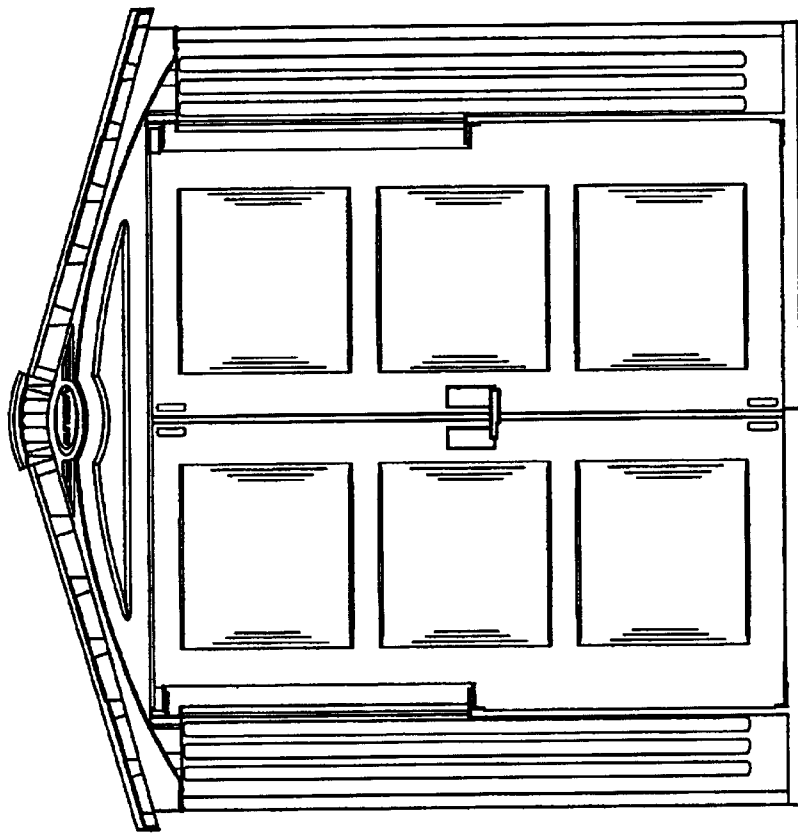


FIG. 3




FIG. 4

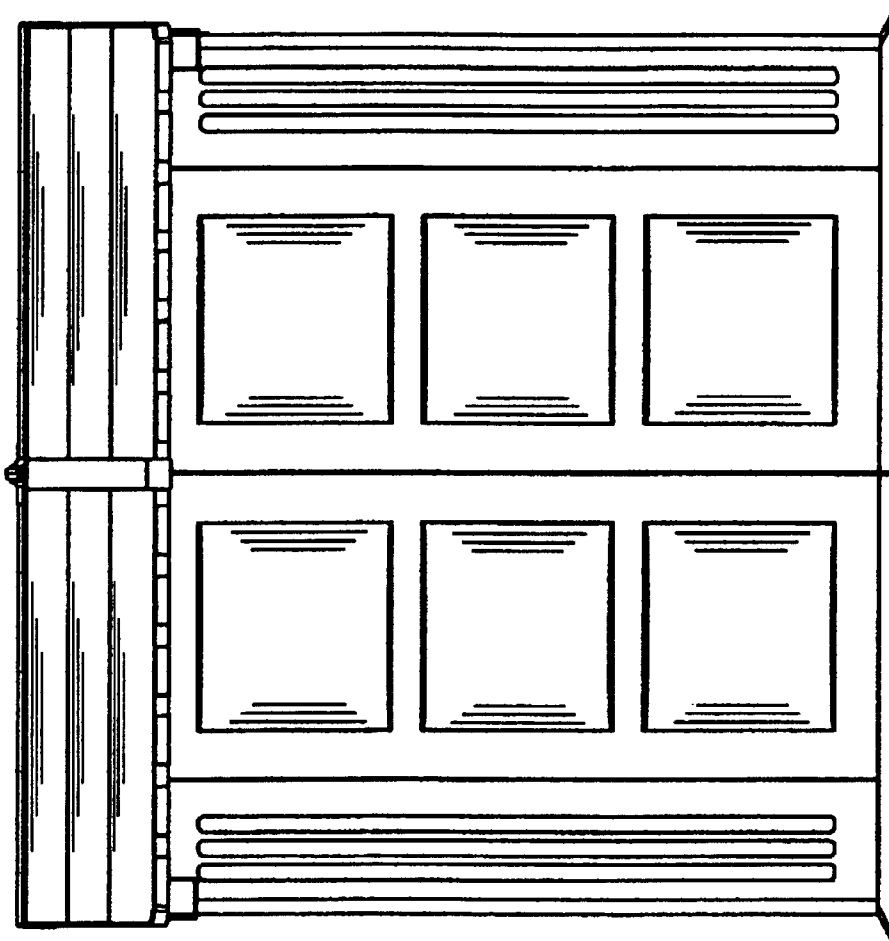


FIG. 5




FIG. 6

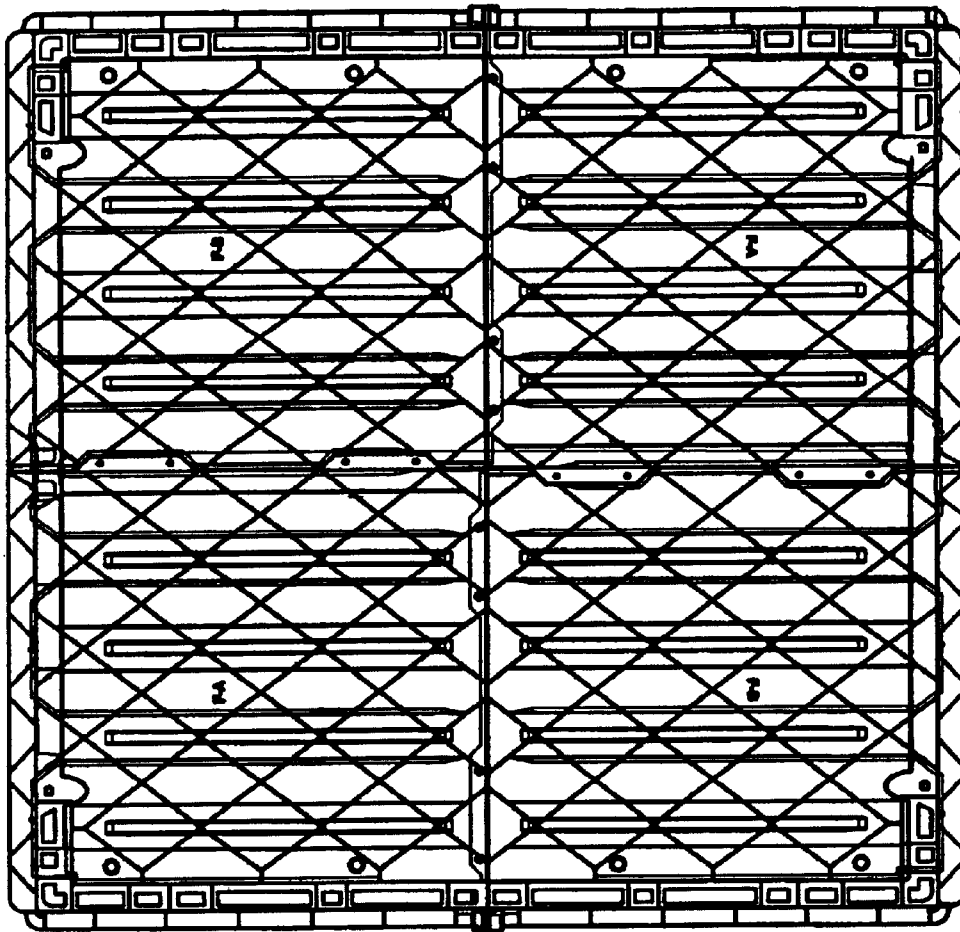


FIG. 7