



US00D595954S

(12) **United States Design Patent**
Collins

(10) **Patent No.:** **US D595,954 S**

(45) **Date of Patent:** **** Jul. 14, 2009**

(54) **SMOKELESS TOBACCO CONTAINER
HOLDER**

(75) Inventor: **Donald W. Collins**, Vancouver, WA (US)

(73) Assignee: **DWC Enterprises, LLC**, Vancouver,
WA (US)

(**) Term: **14 Years**

(21) Appl. No.: **29/312,334**

(22) Filed: **Oct. 14, 2008**

(51) **LOC (9) Cl.** **03-01**

(52) **U.S. Cl.** **D3/215; D27/186**

(58) **Field of Classification Search** D3/215,
D3/226, 228–230, 243, 299; D27/172, 183,
D27/186–187, 189–191; 224/163, 247, 240,
224/675, 677, 681, 683, 901.4, 901.6; 206/37–38,
206/236, 242, 248, 260; 24/3.7, 163 K
See application file for complete search history.

(56) **References Cited**

U.S. PATENT DOCUMENTS

1,777,543	A *	10/1930	Bashe et al.	24/3.7
D237,428	S *	11/1975	Baker	D3/226
3,949,916	A *	4/1976	Yount	224/240
D263,767	S *	4/1982	Sogoian et al.	D3/230
D271,061	S *	10/1983	Zimmerman	D3/229
4,562,620	A *	1/1986	Oliver, Jr.	24/163 K
D387,897	S *	12/1997	Yorke et al.	D3/215
D548,957	S *	8/2007	Lowe	D3/215
D559,531	S *	1/2008	Koppe	D3/215

* cited by examiner

Primary Examiner—Catherine R Oliver

(74) *Attorney, Agent, or Firm*—Portland Intellectual
Property, LLC; Garth Janke

(57) **CLAIM**

The ornamental design for a smokeless tobacco container
holder, substantially as shown and described.

DESCRIPTION

FIG. 1 is a front and left side perspective view of a smokeless
tobacco container holder showing my new design, with the
holder in a closed configuration;

FIG. 2 is a left side elevation thereof, the right side being a
mirror image of the left side.

FIG. 3 is a front elevation thereof.

FIG. 4 is a top view thereof.

FIG. 5 is a bottom view thereof; and,

FIG. 6 is a rear elevation thereof.

In all Figures, shading accords to the lighting convention
described in 37 C.F.R. § 1.84(m).

Environment is indicated by “dash-double-dot” lines in all
Figures. In FIG. 6, lines having solid portions and remaining,
broken portions indicate, respectively, portions of the claimed
design, and environment.

The broken line showing of environment in the drawings is
included for the purpose of illustrating only and forms no part
of the claimed design.

1 Claim, 2 Drawing Sheets

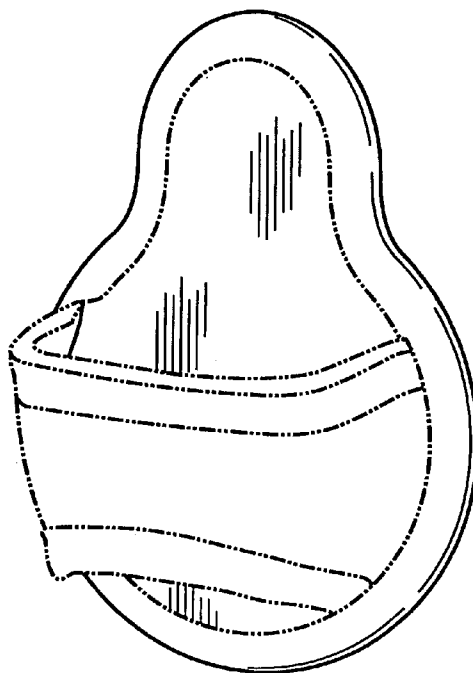


Fig. 1

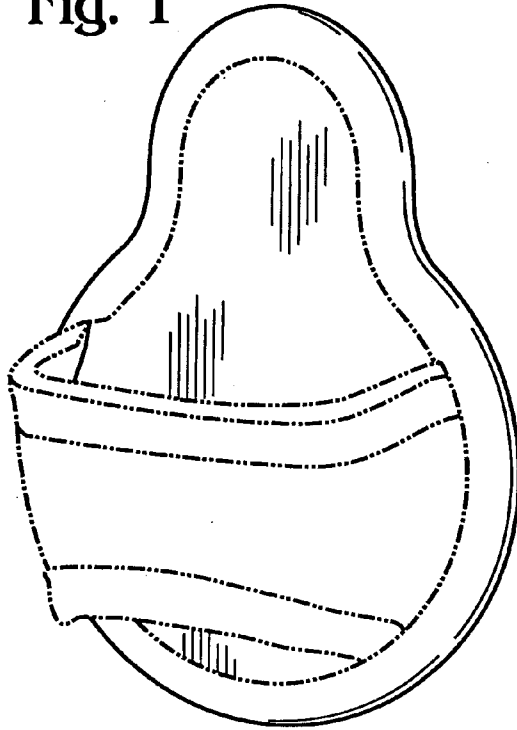


Fig. 2

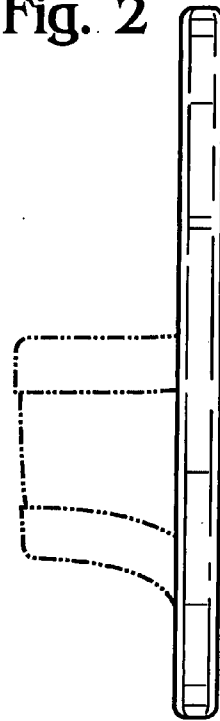


Fig. 3

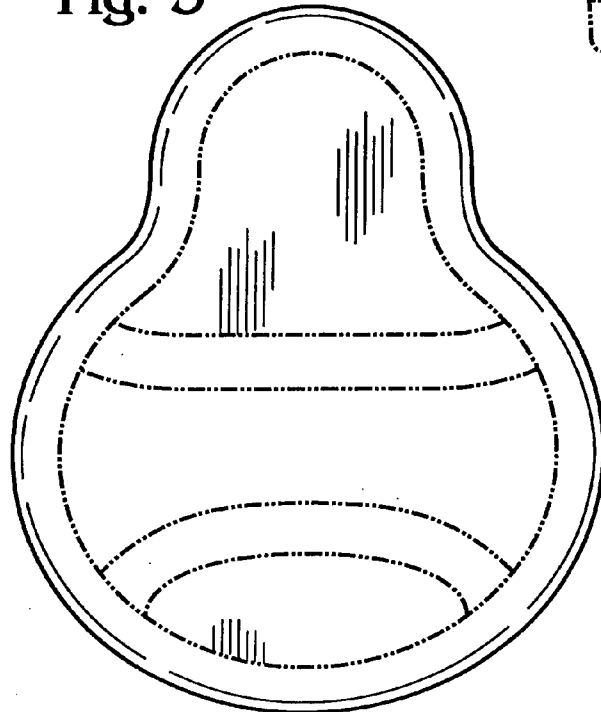


Fig. 4

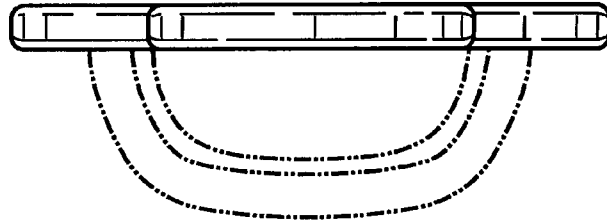


Fig. 5

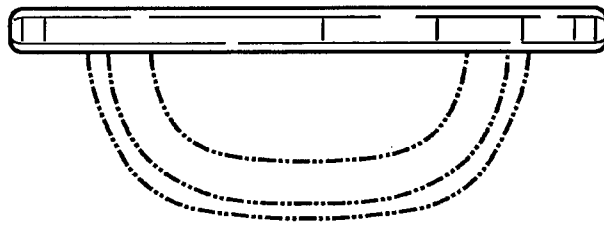


Fig. 6

