



US00D392437S

# United States Patent [19]

Duval

[11] Patent Number: **Des. 392,437**

[45] Date of Patent: **\*\*Mar. 24, 1998**

[54] **PAIR OF PROTECTIVE PANTS**

[75] Inventor: **Helene Duval**, Montreal, Canada  
[73] Assignee: **Sport Maska, Inc.**, Quebec, Canada  
[\*\*] Term: **14 Years**

[21] Appl. No.: **63,685**  
[22] Filed: **Dec. 12, 1996**

[51] **LOC (6) Cl.** ..... **02-02**  
[52] **U.S. Cl.** ..... **D2/731; D2/728; D2/742**  
[58] **Field of Search** ..... **D2/728, 731, 732, D2/742; 2/79, 267, 227, 465, 466**

[56] **References Cited**

**U.S. PATENT DOCUMENTS**

D. 348,973 7/1994 Stewart et al. .... D2/731 X  
D. 378,469 3/1997 Tremblay ..... D2/731 X  
1,757,640 5/1930 Levinson ..... 2/465 X  
4,370,754 2/1983 Donzis ..... 2/465 X

4,577,346 3/1986 Hall ..... 2/465 X  
5,572,737 11/1996 Valice ..... 2/466 X

*Primary Examiner*—Louis S. Zarfes  
*Assistant Examiner*—Monica A. Weingart  
*Attorney, Agent, or Firm*—Dick and Harris

[57] **CLAIM**

The ornamental design for a pair of protective pants, as shown.

**DESCRIPTION**

FIG. 1 is a front plan view of the pair of protective pants showing a new ornamental design therefor; FIG. 2 is a back plan view thereof; FIG. 3 is a top plan view thereof; FIG. 4 is a bottom plan view thereof; FIG. 5 is a right side view thereof; and, FIG. 6 is a front perspective view thereof.

The broken line showing of a fastening means in FIGS. 1 and 3-6 is for illustrative purposes only and forms no part of the claimed design.

**1 Claim, 3 Drawing Sheets**




Fig 2

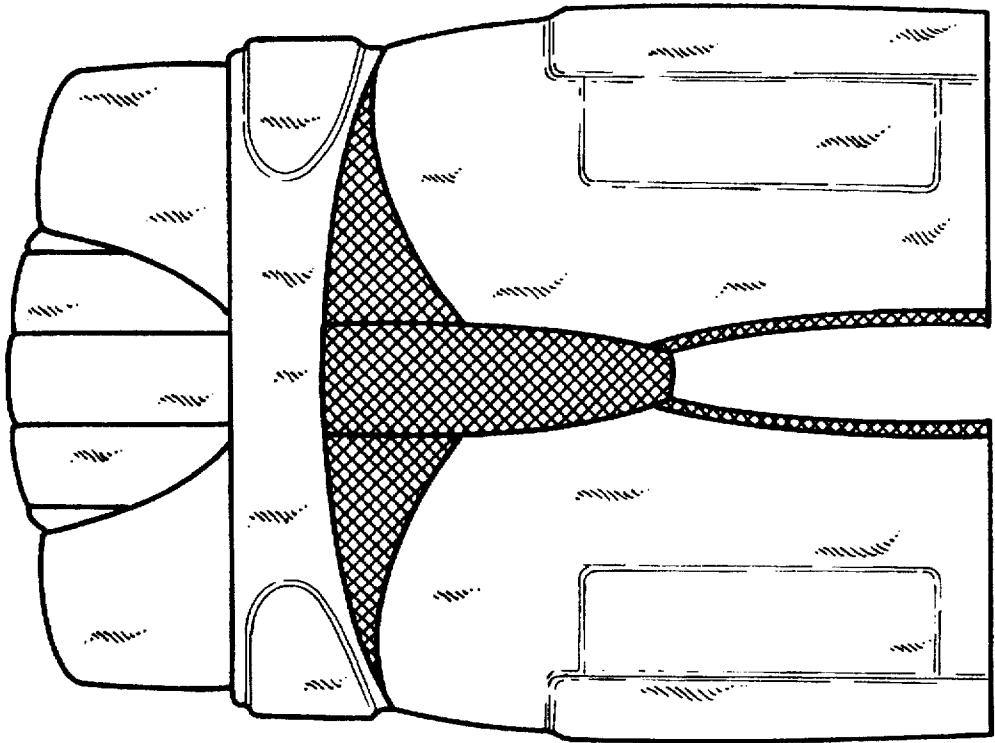


Fig 1

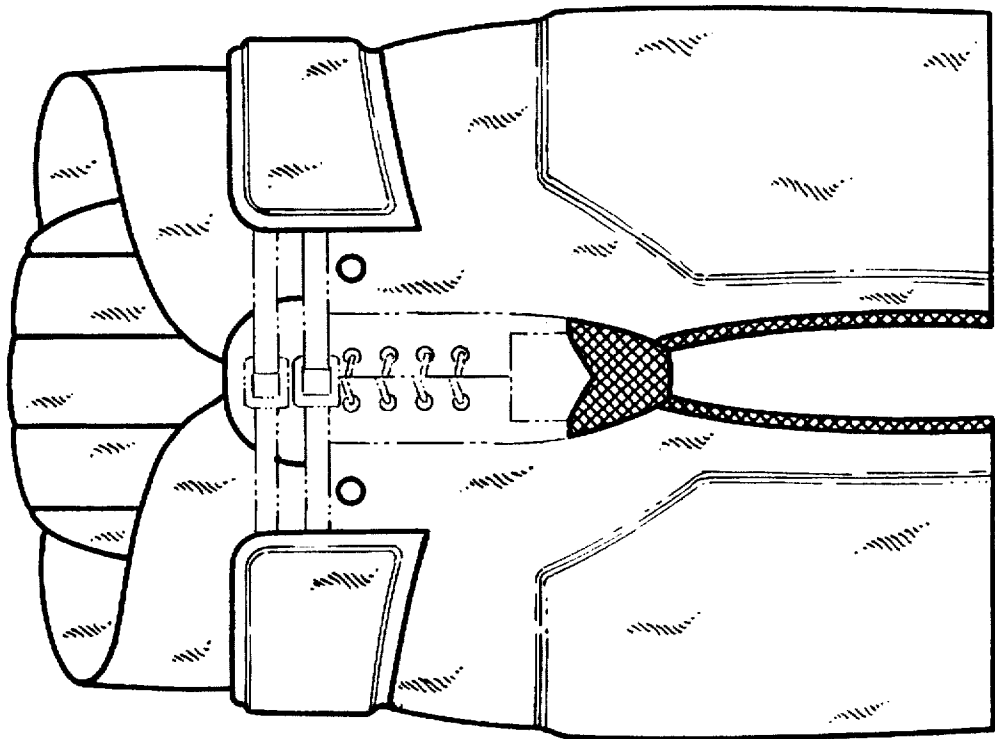


Fig 5

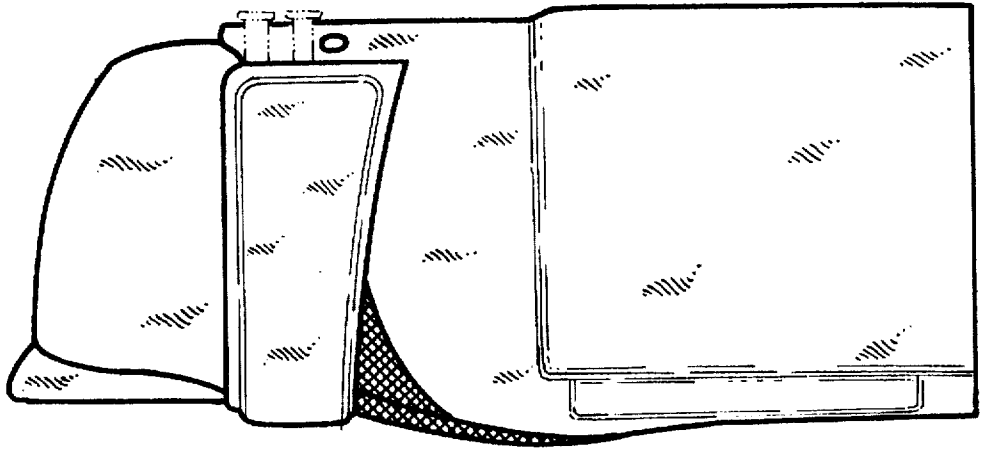


Fig 3

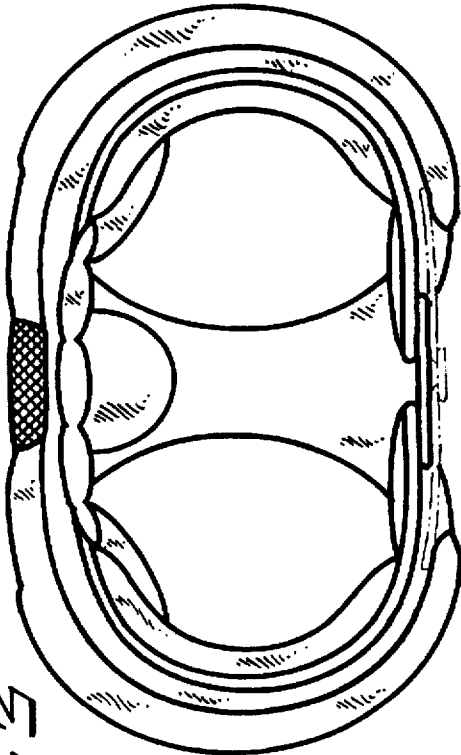


Fig 4

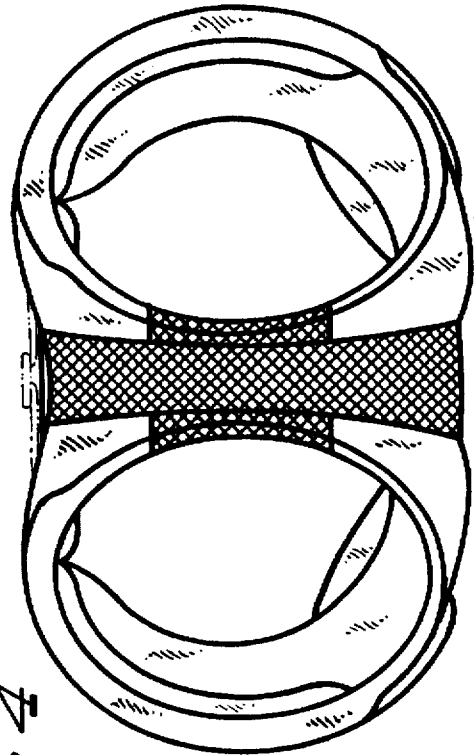


Fig B

