

H. J. HERBERT & E. R. WILBUR.
CARD-HOLDER.

No. 189,936.

Patented April 24, 1877.

Fig. 1

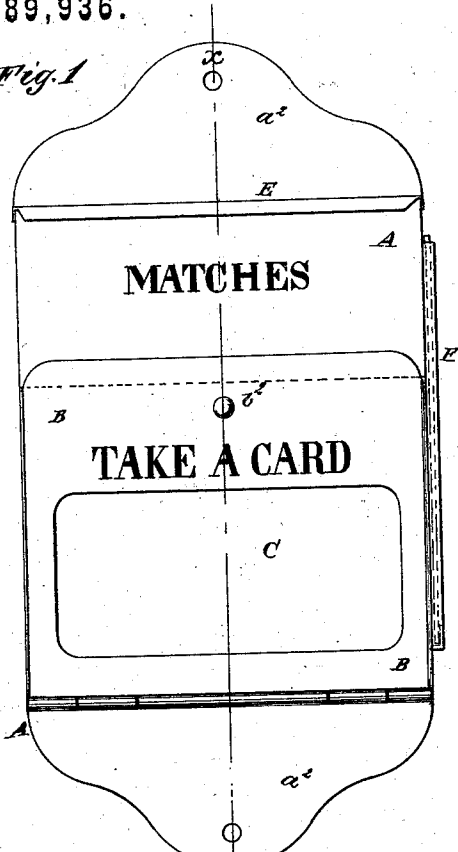


Fig. 2

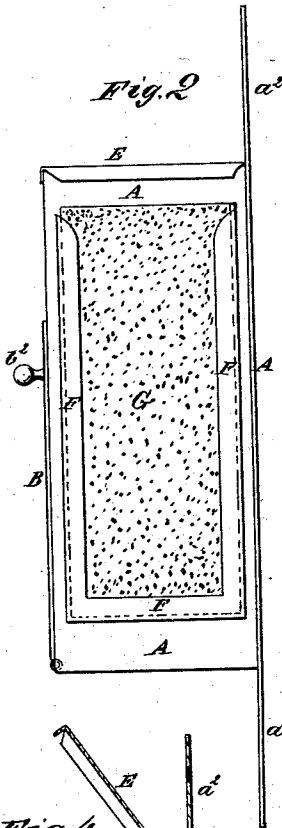


Fig. 3

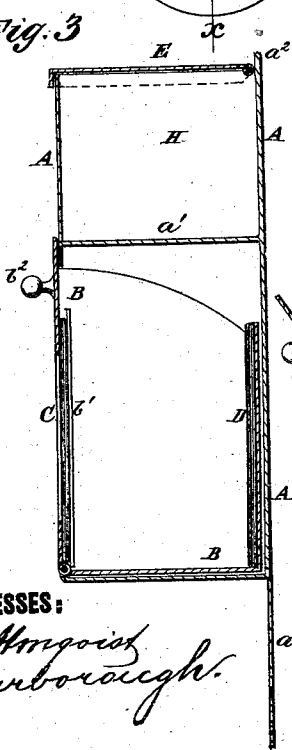
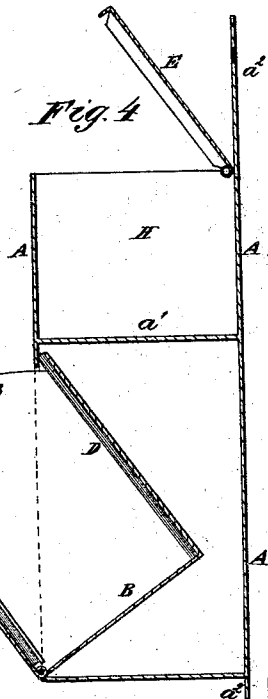


Fig. 4



WITNESSES:

R. W. Almgren
J. H. Scarborough

INVENTOR'S

H. J. Herbert
E. R. Wilbur

ATTORNEYS.

UNITED STATES PATENT OFFICE.

HENRY J. HERBERT, OF LONDON, ENGLAND, AND EDWARD R. WILBUR,
OF NEW YORK, N. Y.

IMPROVEMENT IN CARD-HOLDERS.

Specification forming part of Letters Patent No. **189,936**, dated April 24, 1877; application filed
February 17, 1877.

To all whom it may concern:

Be it known that we, HENRY JACOB HERBERT, of London, in the county of Middlesex, England, and EDWARD R. WILBUR, of the city, county, and State of New York, have invented a new and useful Improved Card-Holder, of which the following is a specification:

Figure 1 is a front view of our improved device. Fig. 2 is a side view of the same. Fig. 3 is a vertical section of the same, taken through the line *x x*, Fig. 1, the receptacle being shown closed. Fig. 4 is the same view as Fig. 3, but showing the receptacle open.

Similar letters of reference indicate corresponding parts.

The object of this invention is to furnish an improved device for holding business-cards, the same being adapted to be hung upon a wall, and so constructed as to display a card.

The chief feature of the invention is a hinged card-receptacle, and a case therefor, the same having certain peculiarities of construction, as hereinafter described.

A is the case of the device, which is divided into two compartments by a partition, *a*¹, the back of which projects at the top and bottom to form flanges *a*², which are perforated to receive the screws or nails by which the device is secured to the wall. The front of the case A below the partition *a*¹ is left open to receive the receptacle B, the forward edge of the bottom of which is hinged to the forward edge of the bottom of the case A, as shown in Figs. 1, 3, and 4. The upper edges of the sides of the receptacle B are cut off upon the arc of a circle, having its center in the axis of the hinges of said receptacle, so that it may be swung out upon its said hinges. The upper edges of the back of the receptacle B project a little so as to strike against the downwardly-projecting edge of the front of the case A, as shown in Fig. 4, to serve as a

stop to prevent the said receptacle from being swung out too far.

To the inner surface of the sides of the receptacle B, near its front, are attached flanges *b*¹, to receive the ends of a card, and hold it up against the front. The middle part of the front of the receptacle B is cut away, and the opening thus formed is closed with a glass plate, C, to allow the card to be clearly seen. Other cards are designed to be placed in the receptacle B, for the convenience of those who may wish to take one.

The rear side of the receptacle B is provided with a weight, D, or an equivalent spring, to draw it closed when released, after having been opened. The upper part of the front of the receptacle B is provided with a knob or other handle, *b*², for convenience in opening it.

The space H above the partition *a*¹ is designed to serve as a receptacle for matches, and is provided with a hinged cover, E.

To the side of the case A are attached flanges F, to receive a strip of sand-paper, G, to strike the matches upon.

Having thus described our invention, we claim as new and desire to secure by Letters Patent—

As an article of manufacture, the card-holder, formed of the case A, the weighted and hinged receptacle B, having an opening in its front side, and provided with a projection on its inner side, as shown and described, for the purpose specified.

HENRY JACOB HERBERT.
EDWARD R. WILBUR.

Witnesses for E. R. Wilbur:

C. SEDGWICK,
J. H. SCARBOROUGH.

Witnesses for H. J. Herbert:

WILLIAM B. SAW,
JOHN SAW.