



US00D363815S

United States Patent [19] Lucarelli

[11] **Patent Number:** **Des. 363,815**
[45] **Date of Patent:** ****Nov. 7, 1995**

[54] **SHOE SOLE**
[75] **Inventor:** **James H. Lucarelli, Nashua, N.H.**
[73] **Assignee:** **The Goodyear Tire & Rubber Company, Akron, Ohio**
[**] **Term:** **14 Years**

D. 356,668 3/1995 Lobosco et al. D2/953
3,299,544 1/1967 Hack 36/59 R
4,667,717 5/1987 Graas D12/151
5,337,815 8/1994 Graas D12/146

FOREIGN PATENT DOCUMENTS

541274 7/1922 France 36/25

OTHER PUBLICATIONS

KANGAROOS: Jun. 1984; p. 7—Goodyear® Indy 500®Sole—(Lower right hand corner of page).

Primary Examiner—Celia Murphy
Attorney, Agent, or Firm—Marc R. Dion, Sr.

[21] **Appl. No.:** **24,717**
[22] **Filed:** **Jun. 20, 1994**
[52] **U.S. Cl. D2/960; D2/947; D2/951; D2/953; D2/957**
[58] **Field of Search D2/902, 907, 908, D2/947, 950-960; D12/146, 151; 36/83, 84, 89, 102, 103, 104, 105, 106, 107, 112, 113, 114, 115, 126, 127, 128, 129, 130, 3 B, 22 R, 24.5, 25 R, 30 R, 32 R, 59 R**

[57] CLAIM

The ornamental design for a shoe sole, as shown and described.

DESCRIPTION

FIG. 1 is a bottom plan view of a shoe sole showing my new design, the top being planar and unornamented; FIG. 2 is a right side elevational view thereof; FIG. 3 is a left side elevational view thereof; FIG. 4 is a front elevational view thereof; and, FIG. 5 is a rear elevational view thereof.

[56] References Cited

U.S. PATENT DOCUMENTS

D. 120,316 4/1940 Reeves D2/959
D. 266,797 11/1982 Lucarelli et al. D2/960
296,519 4/1884 Brooks 36/32 R
D. 301,283 5/1989 Austin D2/960
D. 308,286 6/1990 Austin D2/957
D. 337,877 8/1993 Lucarelli et al. D2/960

1 Claim, 2 Drawing Sheets

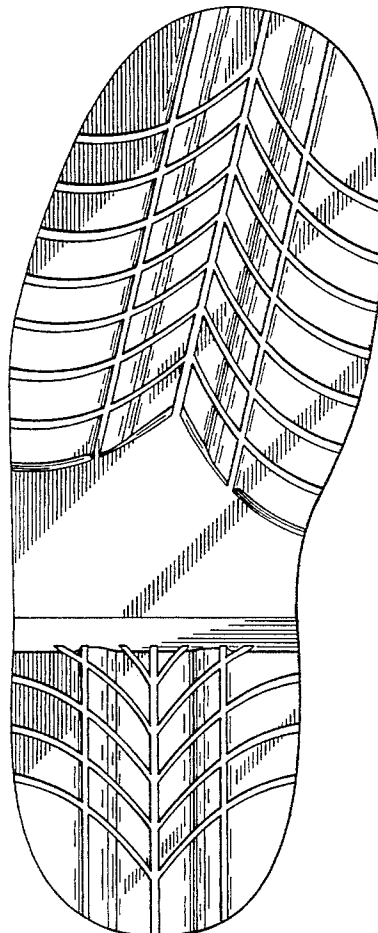


FIG. 1

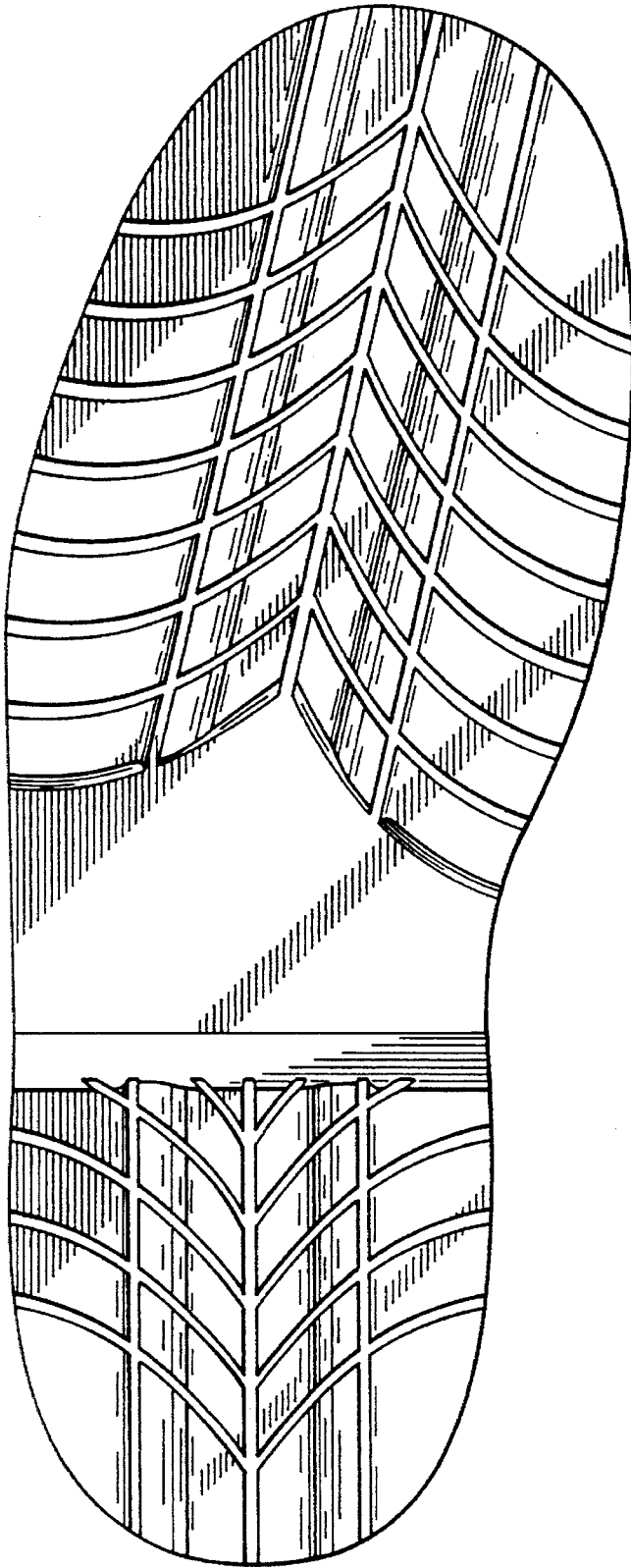


FIG. 2

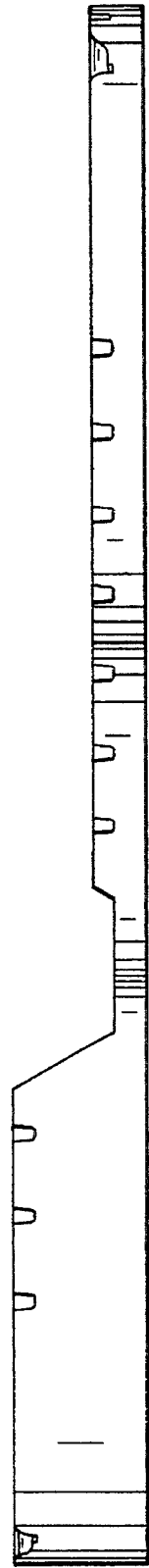


FIG. 3

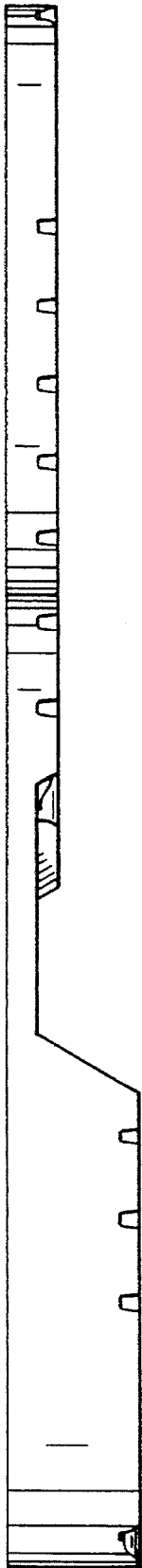


FIG. 4

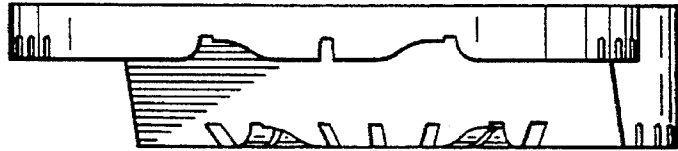


FIG. 5

