



US00D659871S

(12) **United States Design Patent**
Lee et al.

(10) **Patent No.:** **US D659,871 S**

(45) **Date of Patent:** **** May 15, 2012**

(54) **OUTDOOR LIGHT FIXTURE**

(75) Inventors: **Po Sum Lee**, North Point (CN); **Jack Lockhart**, Birmingham, AL (US); **Brandon Kyle Gleaton**, Dallas, TX (US)

(73) Assignee: **J. Baxter Brinkmann International Corporation**, Dallas, TX (US)

(**) Term: **14 Years**

(21) Appl. No.: **29/394,552**

(22) Filed: **Jun. 17, 2011**

(51) **LOC (9) Cl.** **26-05**

(52) **U.S. Cl.** **D26/63; D26/68**

(58) **Field of Classification Search** D26/60-66,
D26/67-71; 362/153, 153.1, 282-285, 287,
362/183, 185, 266, 267, 273, 359, 371, 152,
362/431, 289, 269, 270, 277, 278, 418, 187-191
See application file for complete search history.

(56) **References Cited**

U.S. PATENT DOCUMENTS

D370,070	S	*	5/1996	Kay	D26/67
D373,437	S	*	9/1996	Kira	D26/63
D414,579	S	*	9/1999	Denison et al.	D26/68
D417,519	S	*	12/1999	Cutler	D26/63
6,612,720	B1		9/2003	Beadle		
D574,532	S		8/2008	Lee et al.		

OTHER PUBLICATIONS

Black Finish 20 Watt Outdoor Landscape Spot Light, at Internet website <http://www.lampspus.com>, printed Sep. 28, 2010 (2 pgs.).
Black Aluminum Golf Putting Low Voltage Landscape Light, at Internet website <http://www.lampspus.com>, printed Sep. 28, 2010 (2 pgs.).
FX Luminaire MacchiaUltimo MU-20-BZ Low Voltage Outdoor Lighting, at Internet website <http://www.berkeysupply.com>, printed Nov. 15, 2011 (2 pgs.).

* cited by examiner

Primary Examiner — Susan M Lee

Assistant Examiner — Linda G. Brooks

(74) *Attorney, Agent, or Firm* — Sheppard, Mullin, Richter & Hampton LLP

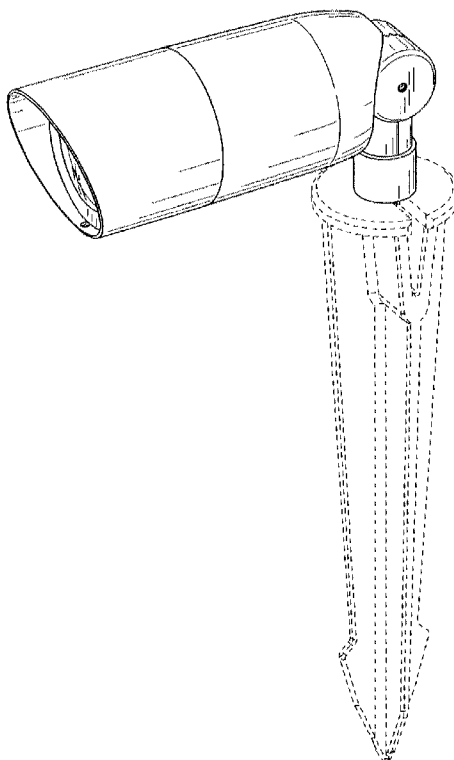
(57) **CLAIM**

We claim the ornamental design for an outdoor light fixture, as shown and described.

DESCRIPTION

FIG. 1 is a perspective view of the outdoor light fixture showing the new design;
FIG. 2 is a front elevational view thereof;
FIG. 3 is a rear elevational view thereof;
FIG. 4 is a left side elevational view thereof;
FIG. 5 is a right side elevational view thereof;
FIG. 6 is a top plan view thereof; and,
FIG. 7 is a bottom plan view thereof.
The broken lines shown represent unclaimed subject matter and form no part of the claimed design.

1 Claim, 2 Drawing Sheets



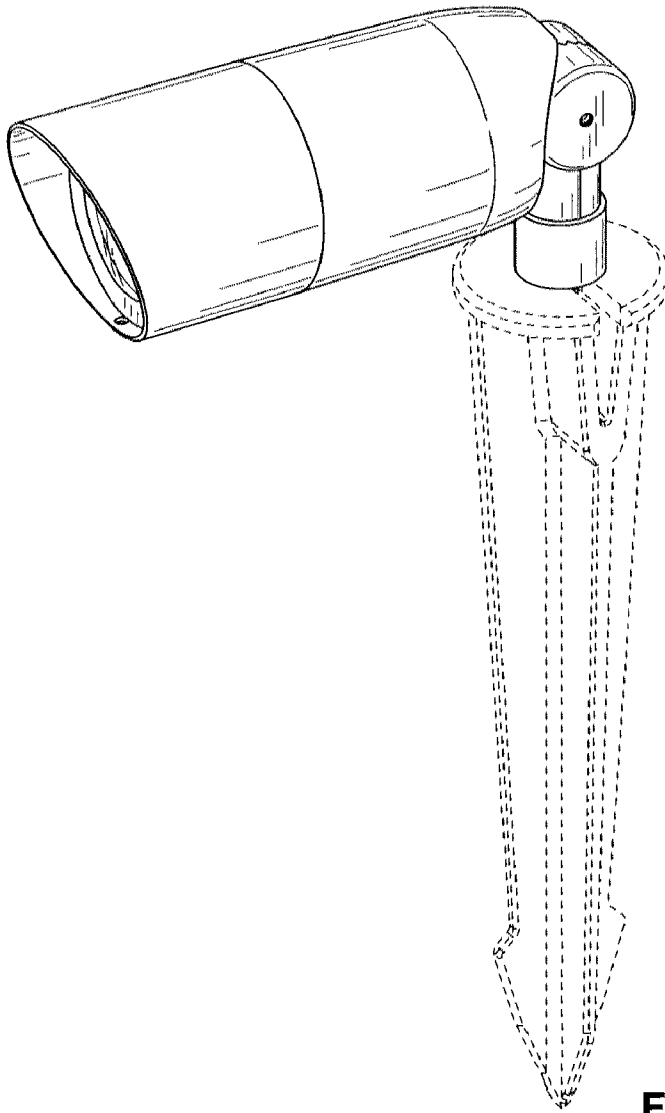


FIG. 1

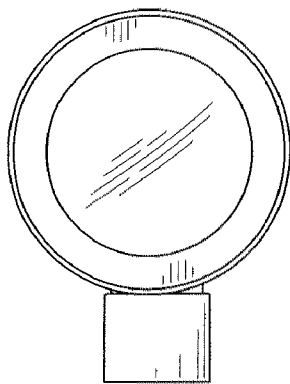


FIG. 2

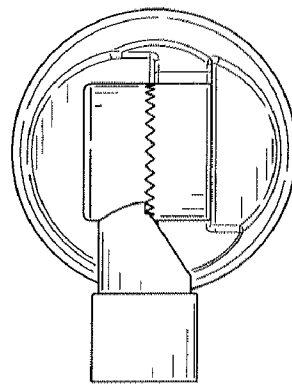


FIG. 3

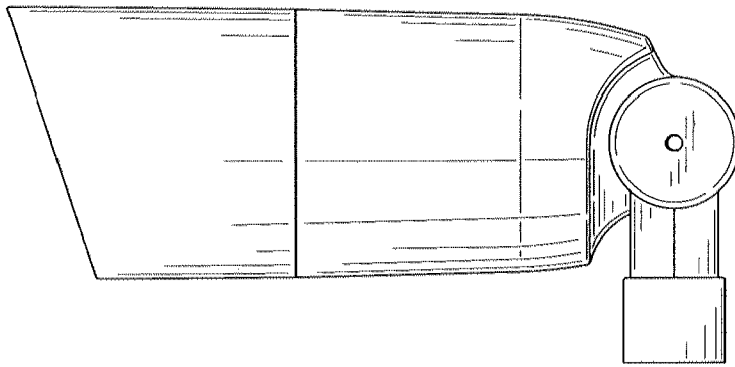


FIG. 4

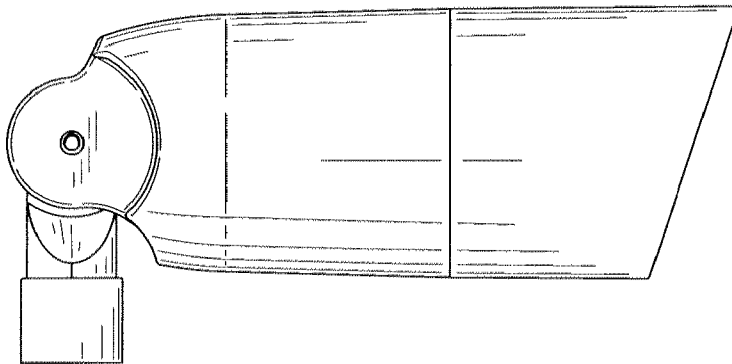


FIG. 5




FIG. 6




FIG. 7