



US00D489542S

(12) **United States Design Patent**
Giugiaro

(10) **Patent No.:** **US D489,542 S**

(45) **Date of Patent:** **** May 11, 2004**

(54) **CHAIR**

(75) **Inventor:** **Giorgetto Giugiaro, Moncalieri (IT)**

(73) **Assignee:** **Okamura Corporation, Kanagawa-ken (JP)**

(**) **Term:** **14 Years**

(21) **Appl. No.:** **29/175,615**

(22) **Filed:** **Feb. 6, 2003**

(30) **Foreign Application Priority Data**

Sep. 9, 2002 (JP) 2002-024472

(51) **LOC (7) Cl.** **06-01**

(52) **U.S. Cl.** **D6/366**

(58) **Field of Search** D6/334, 364, 365,
D6/366, 367, 500, 501, 502; 297/411.2,
411.27, 411.36

(56) **References Cited**

U.S. PATENT DOCUMENTS

D346,279 S	*	4/1994	Stumpf et al.	D6/366
D423,259 S	*	4/2000	Grove	D6/500
D425,323 S	*	5/2000	Chu	D6/366
D431,400 S	*	10/2000	Grove	D6/500
D436,260 S	*	1/2001	Nagamitsu	D6/366

D436,456 S	*	1/2001	Neil	D6/366
D449,174 S	*	10/2001	Neil	D6/366
D453,079 S	*	1/2002	Ma	D6/366
D456,626 S	*	5/2002	Su	D6/366
D461,323 S	*	8/2002	Su	D6/366
D462,188 S	*	9/2002	Su	D6/366
D471,024 S	*	3/2003	Chadwick et al.	D6/366
D474,346 S	*	5/2003	Saylor et al.	D6/366

* cited by examiner

Primary Examiner—Gary D. Watson

(74) *Attorney, Agent, or Firm*—Henricks, Slavin & Holmes LLP

(57) **CLAIM**

The ornamental design for a chair, as shown.

DESCRIPTION

FIG. 1 is a front perspective view of a chair showing my new design;

FIG. 2 is a front elevational view thereof;

FIG. 3 is a rear elevational view thereof;

FIG. 4 is a top plan view thereof;

FIG. 5 is a bottom plan view thereof;

FIG. 6 is a right side elevational view thereof; and,

FIG. 7 is a left side elevational view thereof.

1 Claim, 7 Drawing Sheets

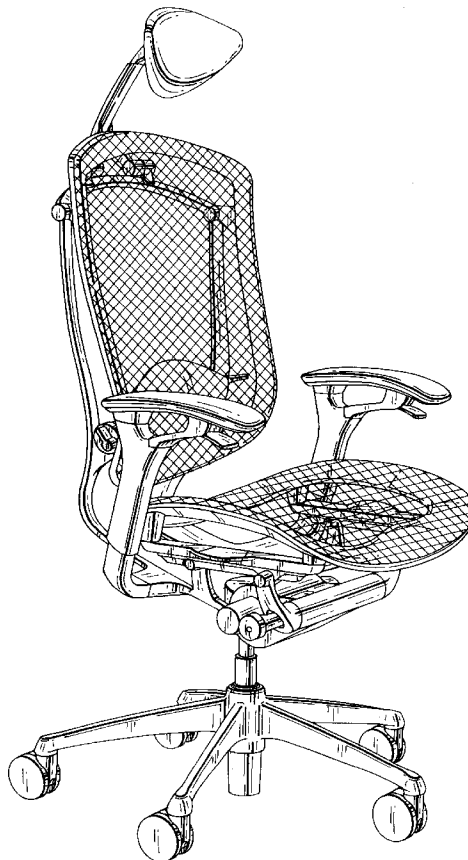


FIG. 1



FIG.2

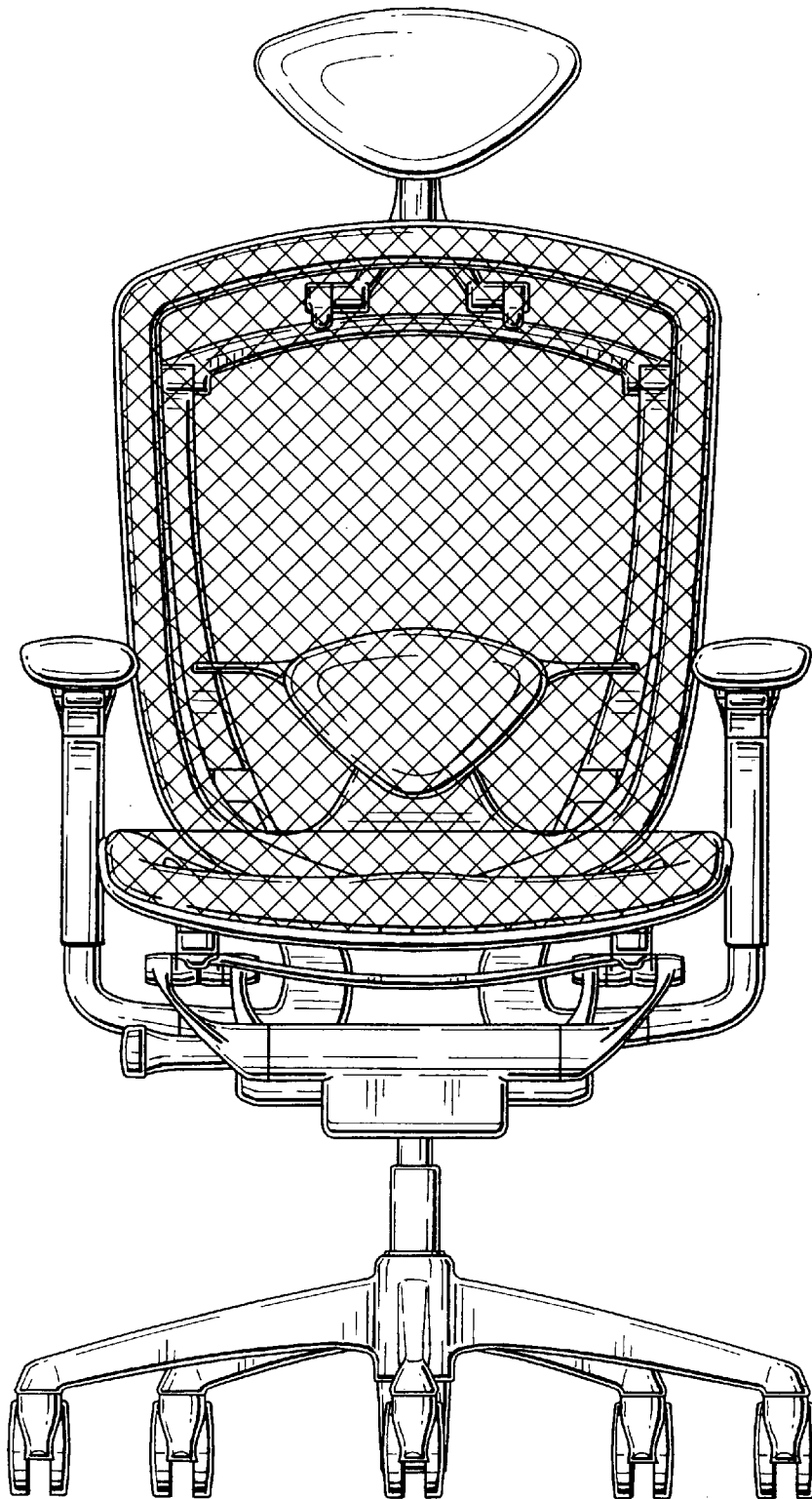


FIG. 3

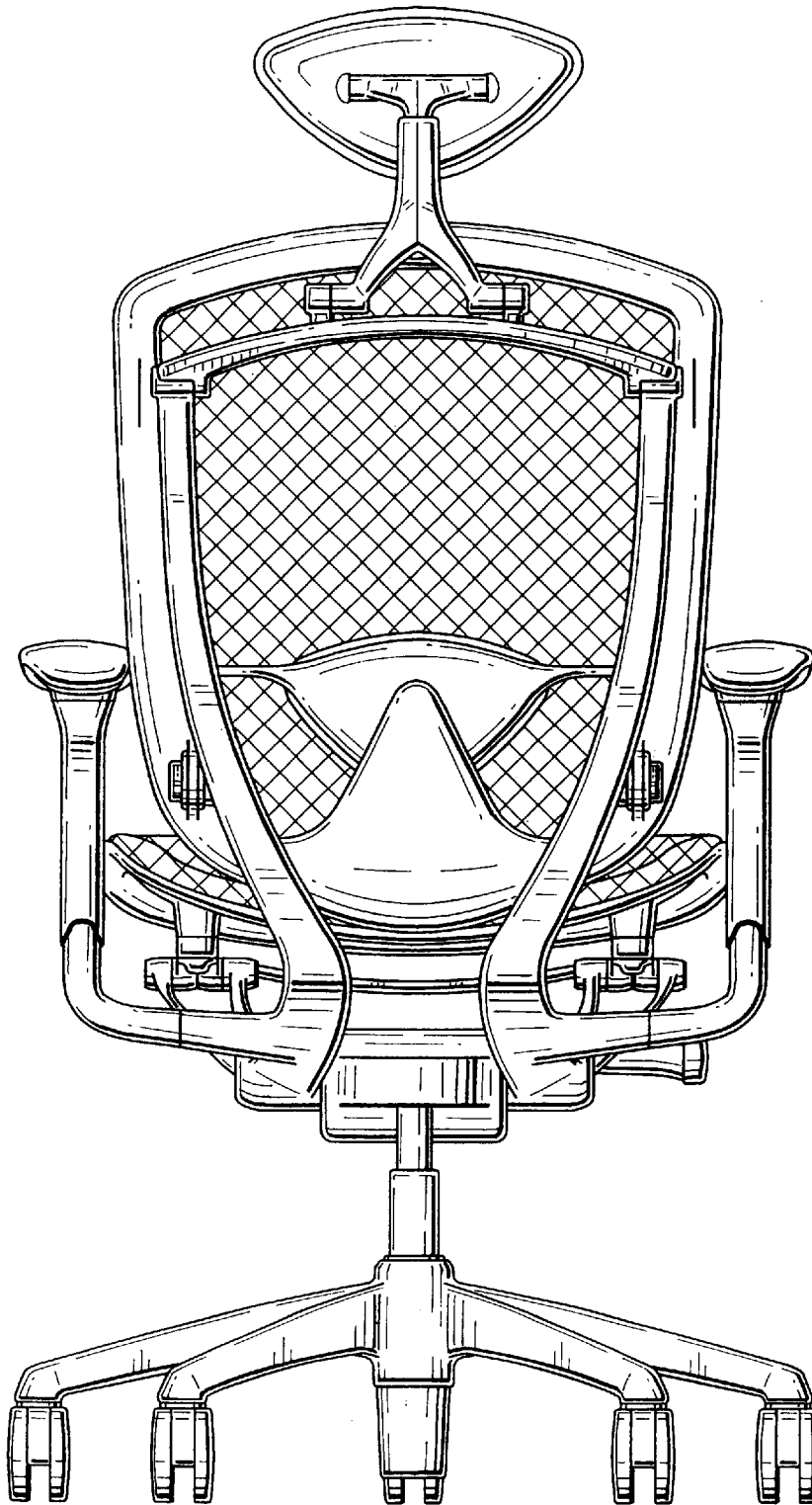


FIG. 4

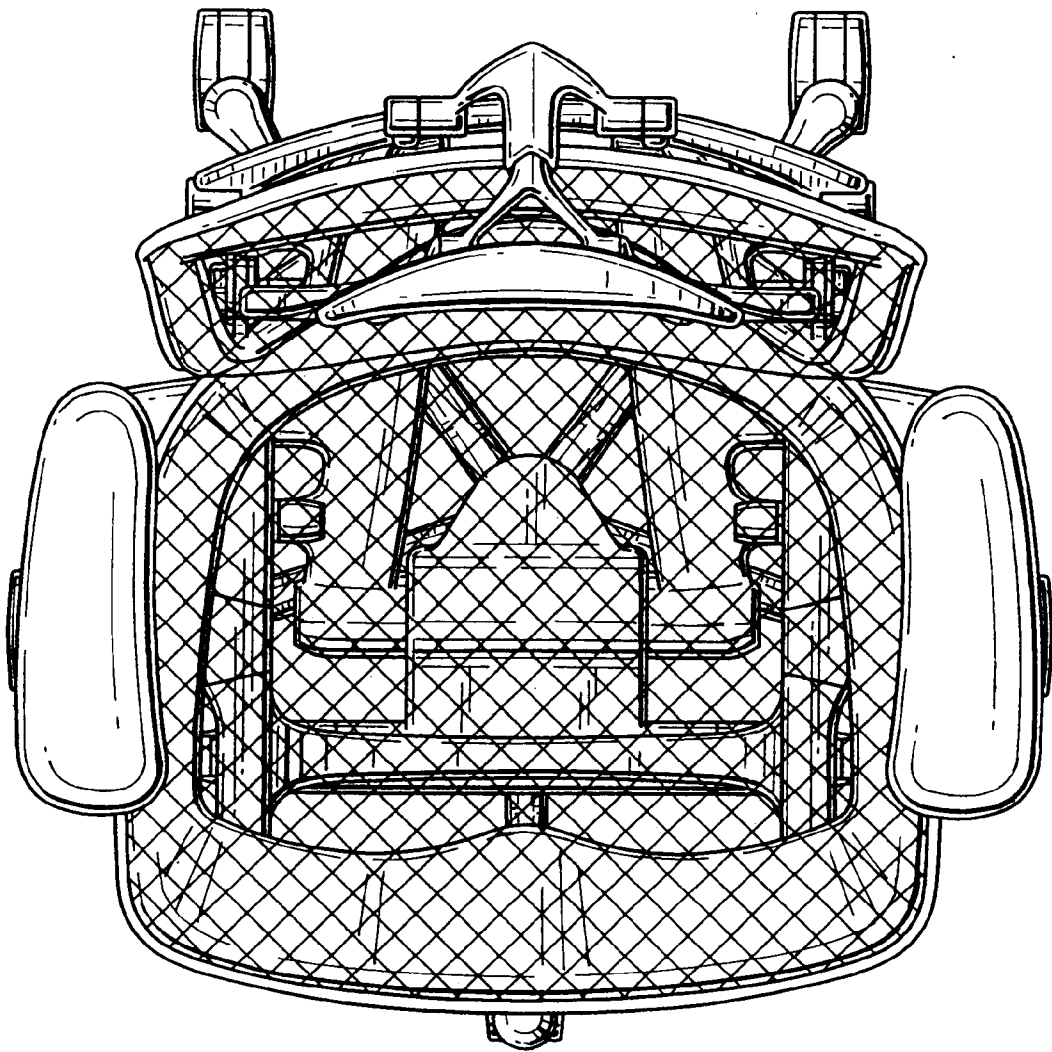


FIG. 5

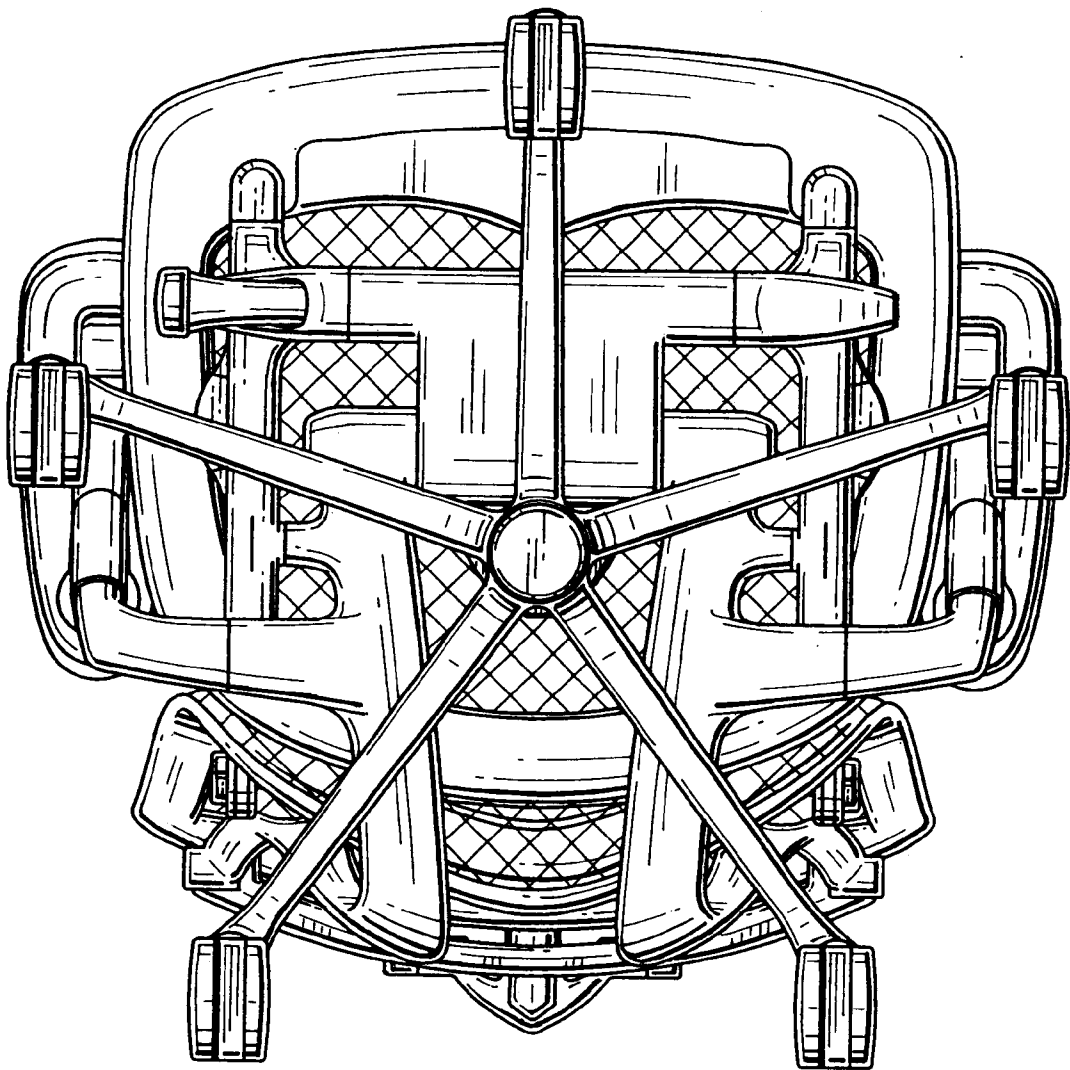


FIG. 6

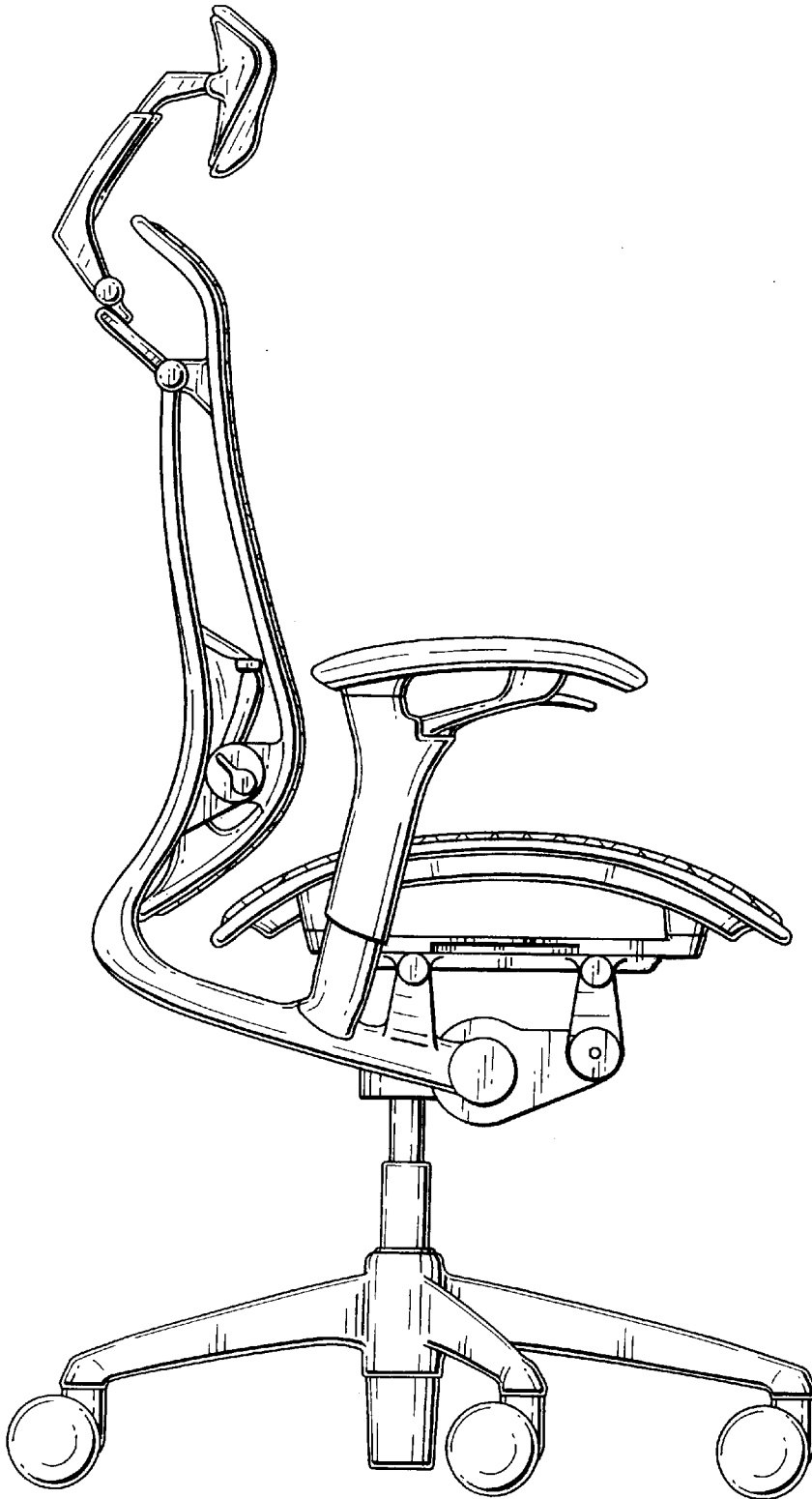


FIG. 7

