



US00D538642S

(12) **United States Design Patent**
Bouveret et al.

(10) **Patent No.:** **US D538,642 S**

(45) **Date of Patent:** **** Mar. 20, 2007**

(54) **OVAL CONTAINER**

(75) Inventors: **Nicolas Bouveret**, Mirabel (CA);
Jean-Pierre Lacroix, Bois d'Amont (FR)

(73) Assignee: **North America I.M.L. Containers**,
St-Placide

(**) Term: **14 Years**

(21) Appl. No.: **29/253,420**

(22) Filed: **Feb. 7, 2006**

(51) **LOC (8) Cl.** **09-03**

(52) **U.S. Cl.** **D9/429**

(58) **Field of Classification Search** D9/414,
D9/418, 419, 424, 425, 429, 430, 432, 433;
D7/399-401, 213, 601; D26/81, 83; 220/657-659,
220/669, 675, 574, 912, 913

See application file for complete search history.

(56) **References Cited**

U.S. PATENT DOCUMENTS

D213,492 S * 3/1969 Beeman et al. D9/429
D219,959 S * 2/1971 Anderson D9/425

D256,669 S * 9/1980 Mitchell D9/428
D453,108 S * 1/2002 Gasco D9/429
D467,800 S * 12/2002 Chen et al. D9/429
D469,315 S * 1/2003 Thonis et al. D7/602
D512,877 S * 12/2005 Vovan D7/602

* cited by examiner

Primary Examiner—Stella Reid

Assistant Examiner—Thomas Johannes

(74) *Attorney, Agent, or Firm*—Ogilvy Renault LLP; Guy J. Houle

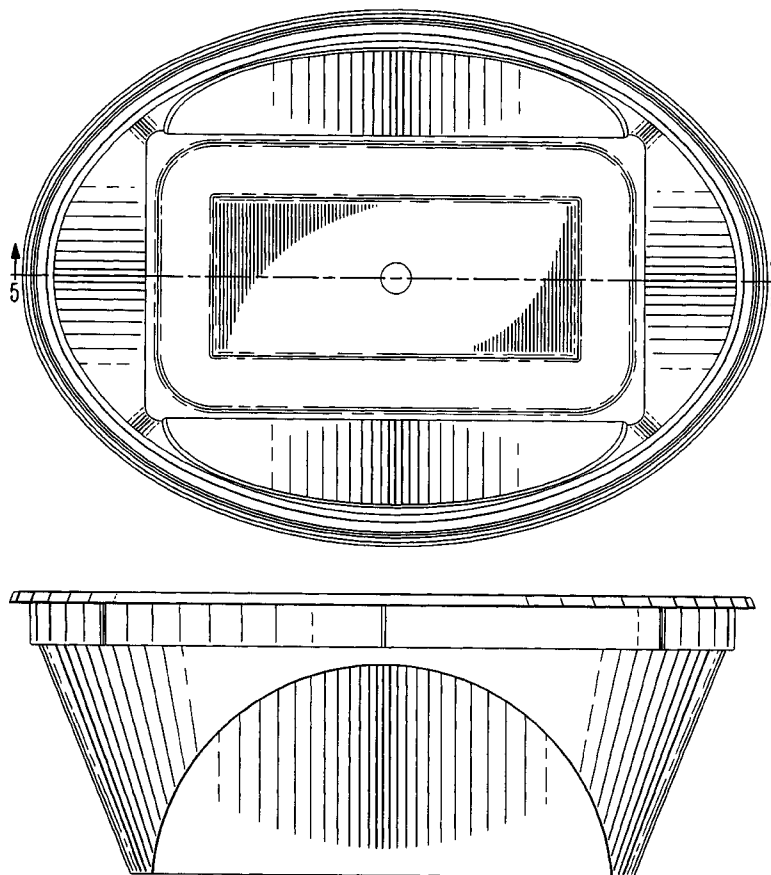
(57) **CLAIM**

The ornamental design for the oval container, as shown and described.

DESCRIPTION

FIG. 1 is a top view of the oval container;
FIG. 2 is a side view thereof, the opposed side being identical;
FIG. 3 is an end view thereof, the opposed end being identical;
FIG. 4 is a bottom view thereof; and,
FIG. 5 is a cross-section view taken along line 5—5 of FIG. 1.

1 Claim, 3 Drawing Sheets



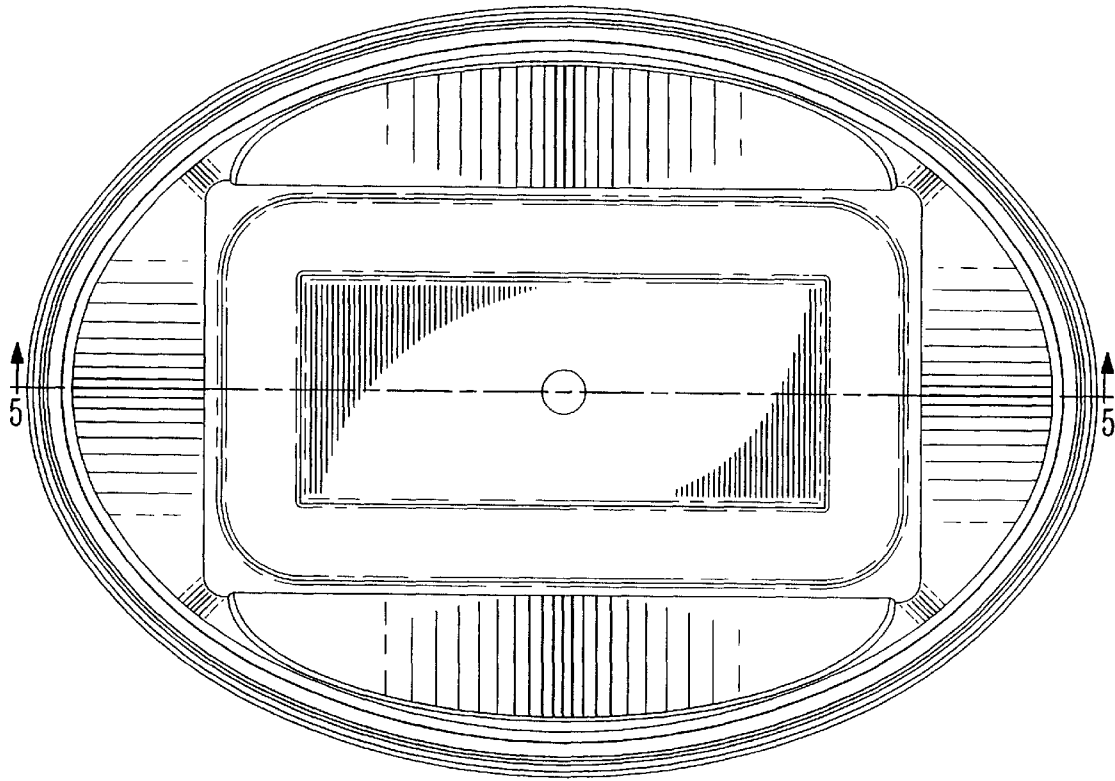


Fig-1

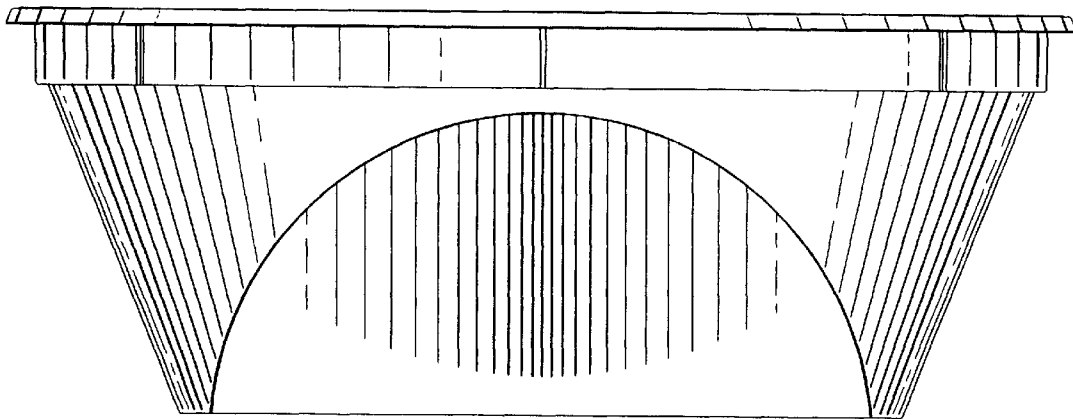


Fig-2

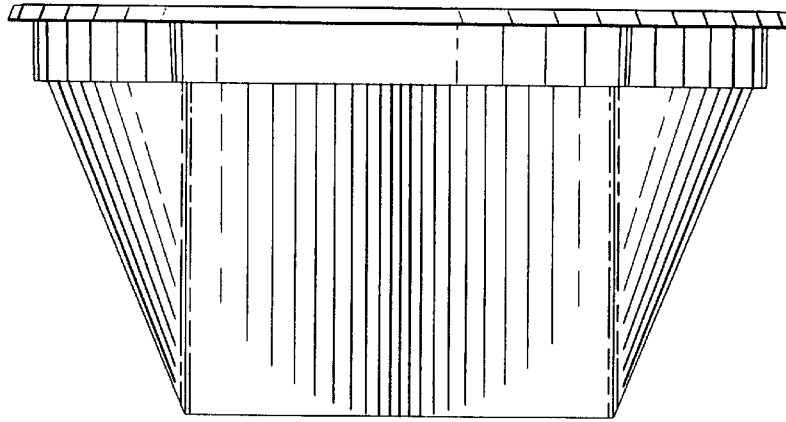


Fig-3

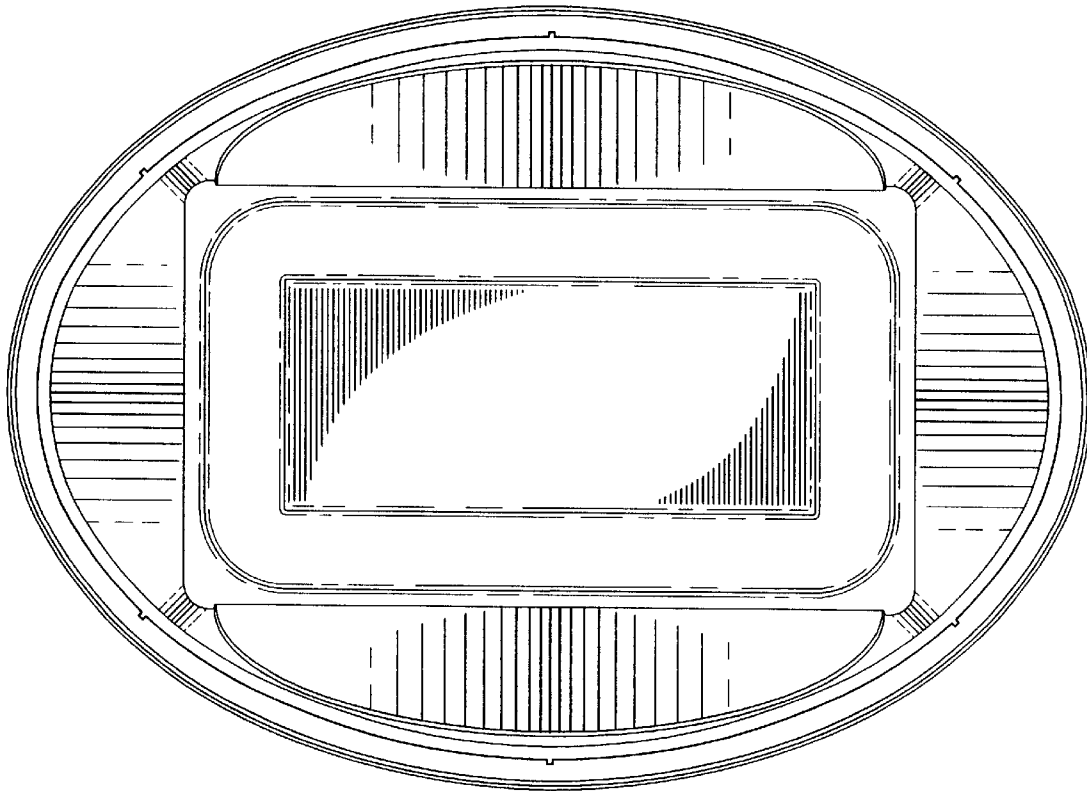


Fig-4

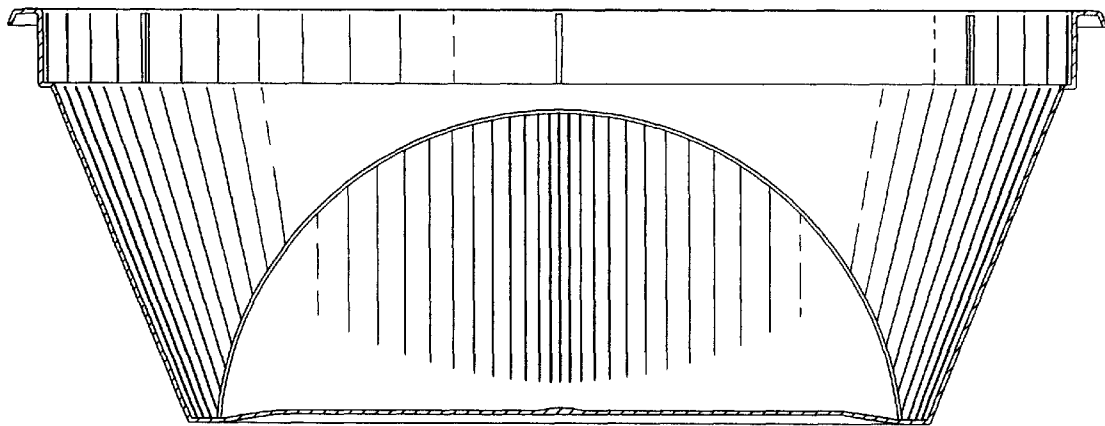


Fig-5