



US00D645240S

(12) **United States Design Patent**
McClaskie

(10) **Patent No.:** **US D645,240 S**

(45) **Date of Patent:** **** Sep. 20, 2011**

(54) **SHOE**
(75) Inventor: **Thomas E. McClaskie**, Bethlehem, PA (US)

(73) Assignee: **Columbia Insurance Company**, Omaha, NE (US)

(**) Term: **14 Years**

(21) Appl. No.: **29/379,736**

(22) Filed: **Nov. 23, 2010**

(51) **LOC (9) Cl.** **02-04**

(52) **U.S. Cl.** **D2/959; D2/951; D2/953**

(58) **Field of Classification Search** D2/902, D2/906, 908, 916, 918, 925, 946-962, 977; 36/3 B, 22 R, 24.5, 25 R, 28, 32 R, 34 R, 36/59 C, 67 A, 103

See application file for complete search history.

(56) **References Cited**

U.S. PATENT DOCUMENTS

D449,155 S	10/2001	McClaskie	
D449,428 S	10/2001	McClaskie	
D459,064 S	6/2002	McClaskie	
D495,858 S	9/2004	McClaskie	
D513,842 S	1/2006	Paytovi	
7,398,608 B2 *	7/2008	Schoenborn	36/28
D597,288 S	8/2009	McClaskie	
D607,192 S *	1/2010	McClaskie	D2/959
D607,193 S *	1/2010	Recchi	D2/959

D608,999 S *	2/2010	McClaskie	D2/959
D618,893 S *	7/2010	McClaskie	D2/953
D621,595 S *	8/2010	McClaskie	D2/957
D624,293 S *	9/2010	Recchi et al.	D2/959
D630,421 S *	1/2011	Zappiello	D2/951
D630,422 S *	1/2011	Davis	D2/951
2007/0169375 A1 *	7/2007	Chen et al.	36/3 B
2011/0023215 A1 *	2/2011	Obradovic	2/239

* cited by examiner

Primary Examiner — T. Chase Nelson

(74) *Attorney, Agent, or Firm* — St. Onge Steward Johnston & Reens LLC

(57) **CLAIM**

The ornamental design for a shoe, as shown and described.

DESCRIPTION

FIG. 1 is a bottom perspective view of a shoe in accordance with the new design;

FIG. 2 is a bottom view thereof;

FIG. 3 is a top view thereof;

FIG. 4 is a right side view thereof;

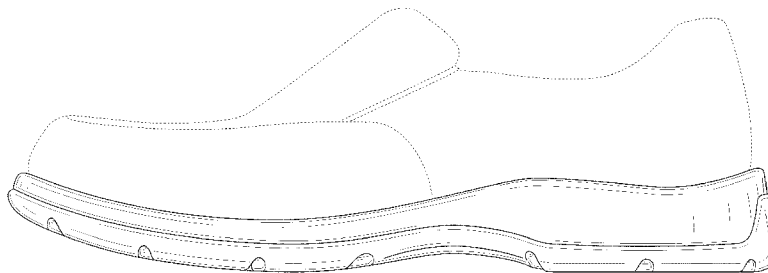
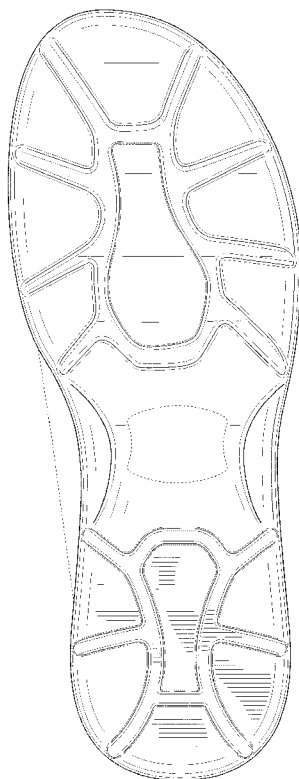
FIG. 5 is a left side view thereof;

FIG. 6 is a front view thereof; and,

FIG. 7 is a rear view thereof.

The shoe upper shown in broken lines in FIGS. 1-7 is for environmental purposes only and forms no part of the claimed design. The broken lines shown in each arch area of FIGS. 1 and 2 represent boundaries of the design with the lines themselves and the areas within them forming no part of the claimed design.

1 Claim, 6 Drawing Sheets



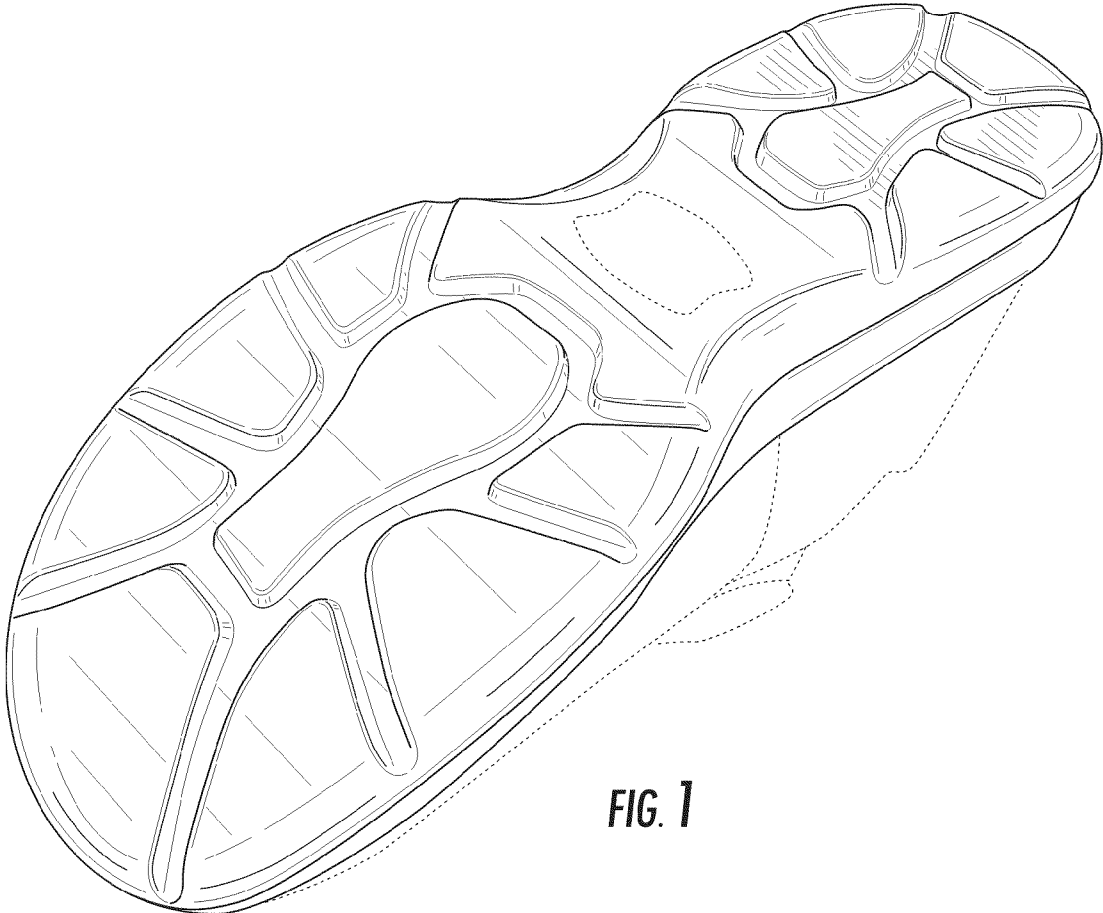


FIG. 1

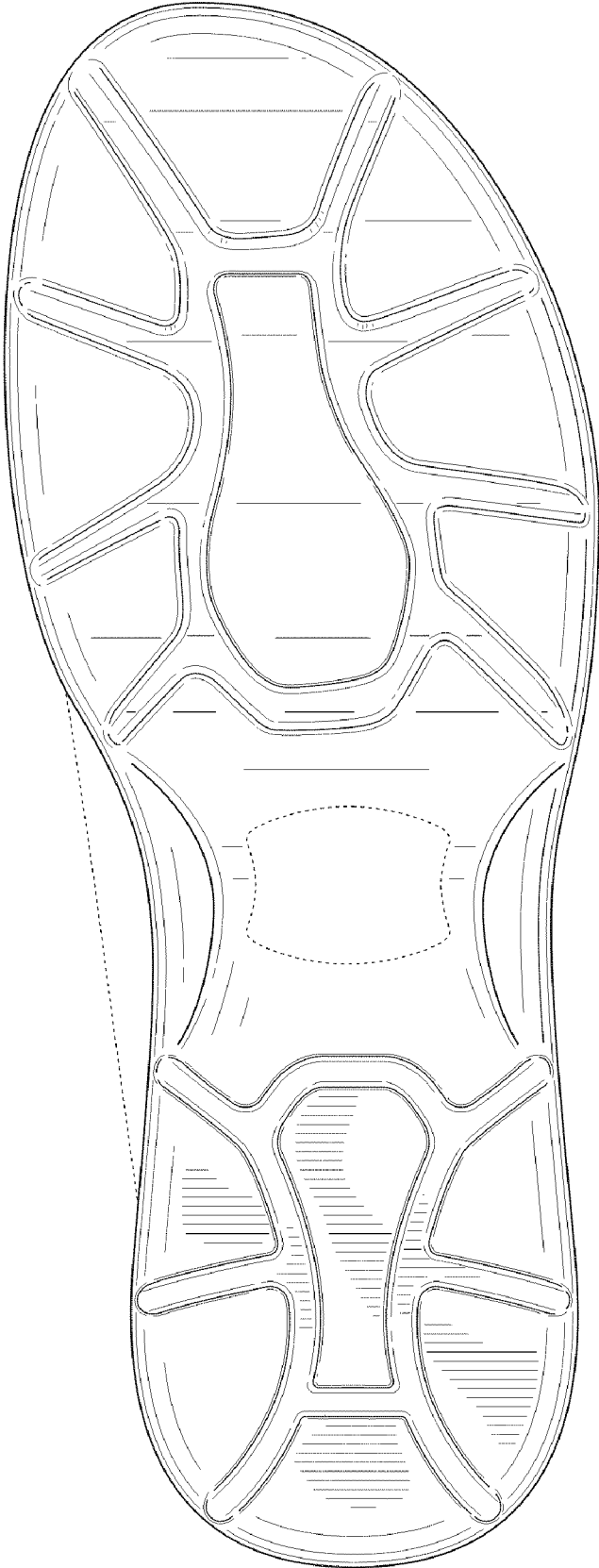


FIG. 2

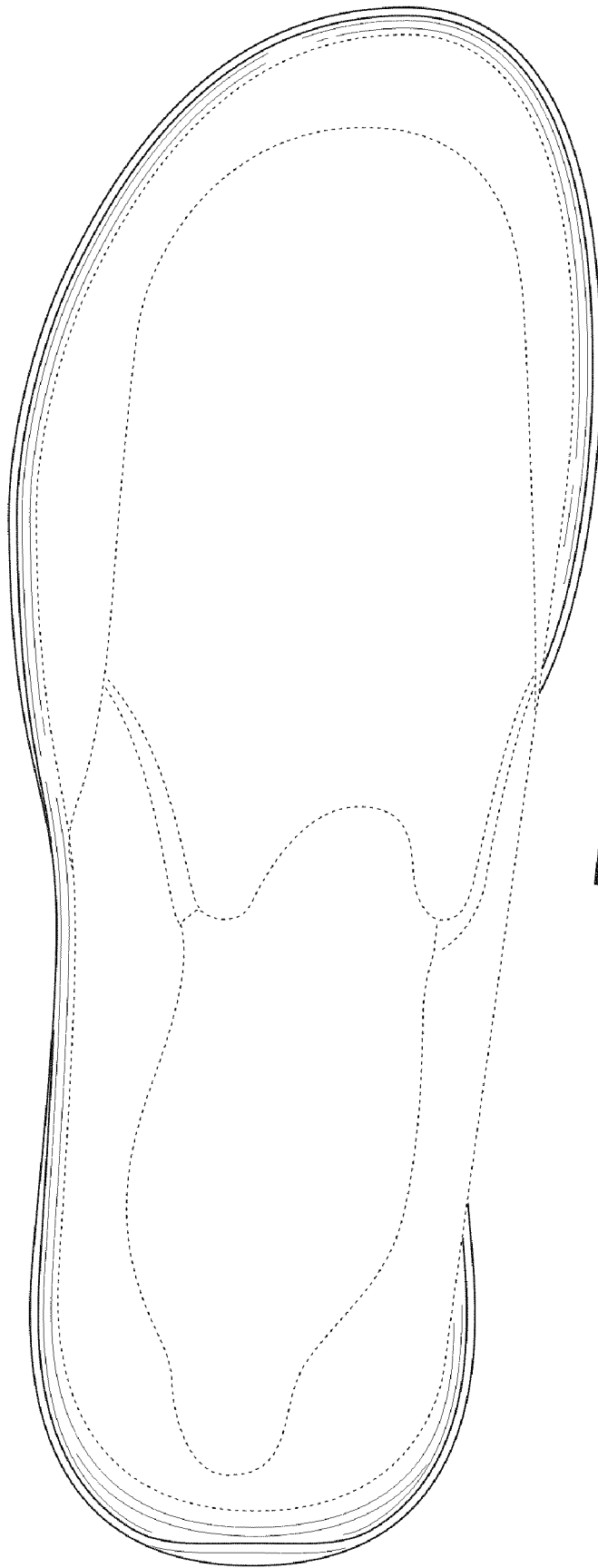


FIG. 3

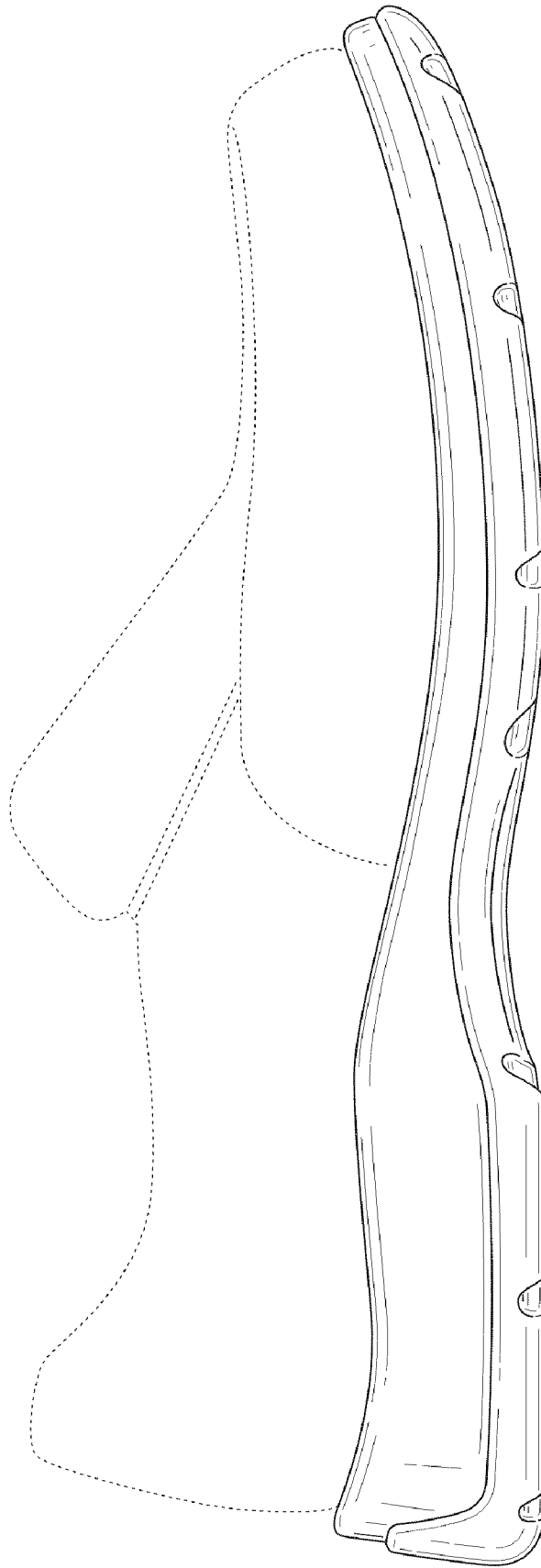


FIG. 4

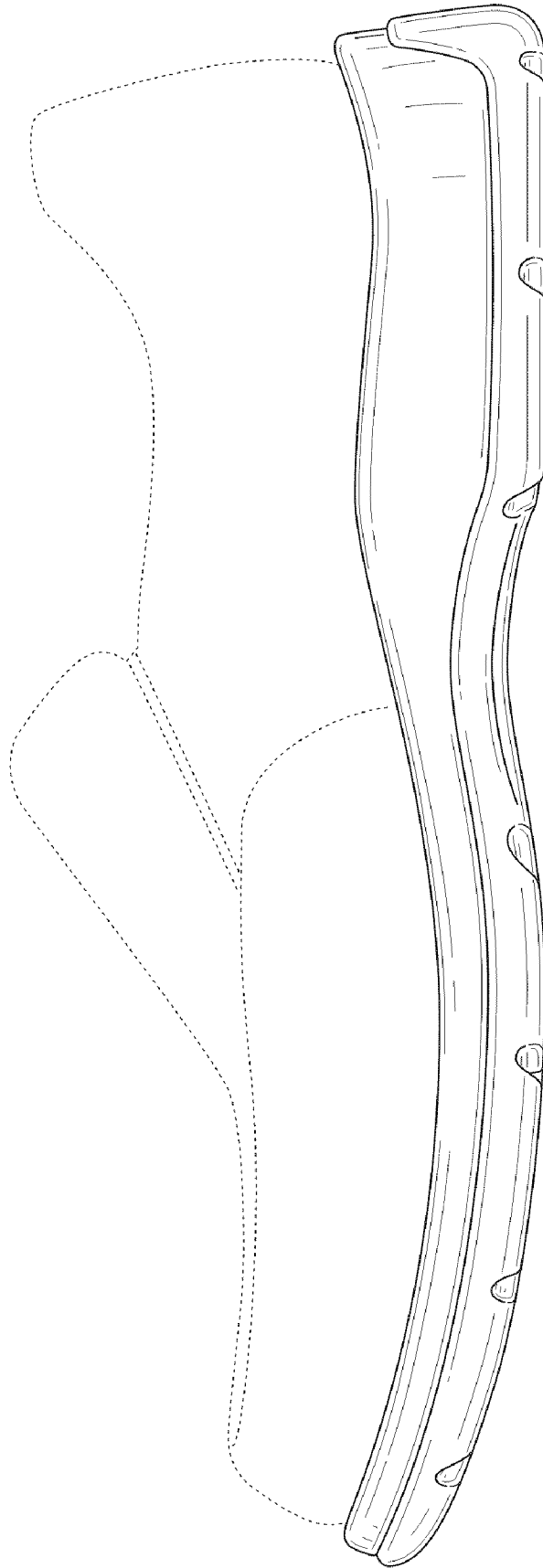


FIG. 5

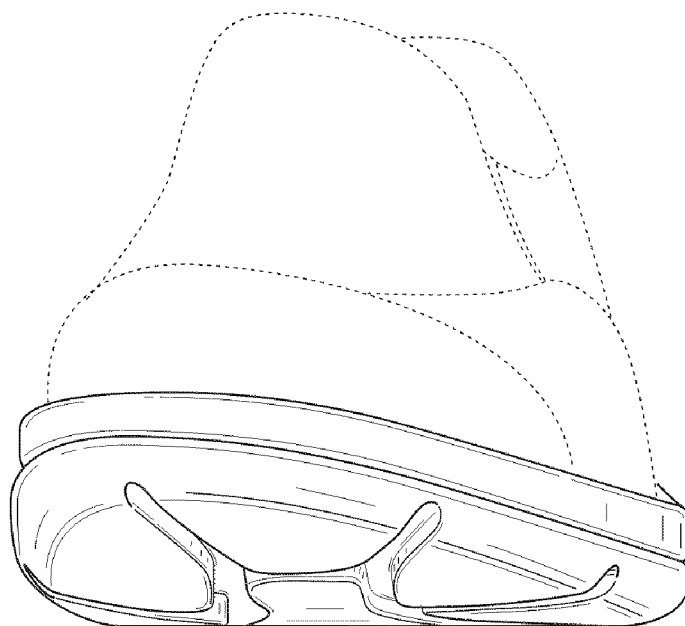


FIG. 6

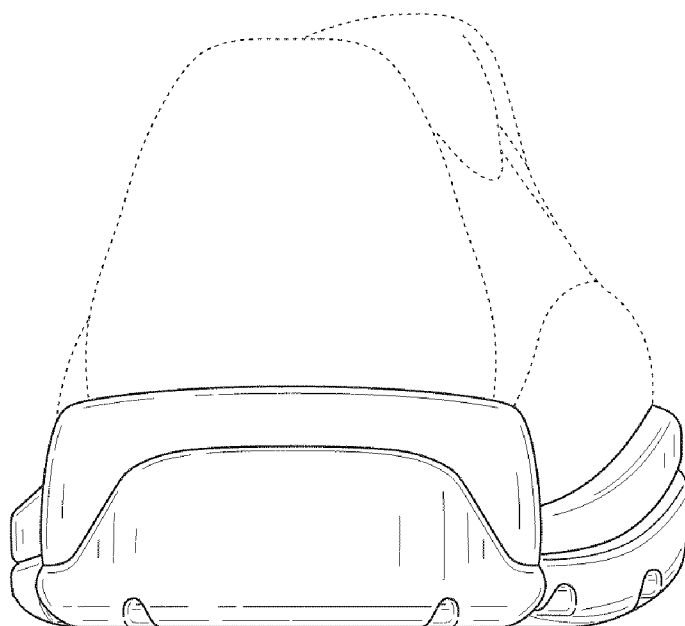


FIG. 7