



US00D847468S

(12) **United States Design Patent**
Genao

(10) **Patent No.:** **US D847,468 S**

(45) **Date of Patent:** **** *May 7, 2019**

(54) **SHIRT STAY**

(71) Applicant: **Edwin Genao**, Wake Forest, NC (US)

(72) Inventor: **Edwin Genao**, Wake Forest, NC (US)

(*) Notice: This patent is subject to a terminal disclaimer.

(**) Term: **14 Years**

(21) Appl. No.: **29/502,388**

(22) Filed: **Sep. 16, 2014**

(51) **LOC (11) Cl.** **02-01**

(52) **U.S. Cl.**

USPC **D2/859**; D2/626

(58) **Field of Classification Search**

USPC D2/624-629, 634-640; D11/216-219,
D11/231, 232, 238; D24/190

CPC A41F 11/00; A41F 11/02; A41F 11/06;
A41F 11/08; A41F 11/12; A41F 11/14;
A41F 11/16; A41F 17/00; A41F 3/02;
A41F 9/00; A41F 9/002; A41F 9/007;
A44B 11/20; A44B 17/00; B60R
2022/006; B60R 22/00

See application file for complete search history.

(56) **References Cited**

U.S. PATENT DOCUMENTS

211,479	A *	1/1879	Shelby	A41F 11/02
					2/301
801,518	A *	10/1905	Fries	A41F 11/02
					2/52
1,457,685	A *	6/1923	Avey	B60J 7/1204
					296/144
1,492,859	A *	5/1924	Robeson	A41F 11/16
					2/315
2,108,461	A *	2/1938	Williams	A41F 11/12
					2/335
2,182,853	A *	12/1939	Oliver	A41F 11/12
					24/540

D149,976	S *	6/1948	Sanford	D17/20
3,164,845	A *	1/1965	Fowler	A41F 5/00
					2/117
4,115,906	A *	9/1978	Lavine	A41F 17/04
					2/233
5,052,055	A *	10/1991	Mysliwiec	A41D 13/04
					2/338
5,177,813	A *	1/1993	Bosack	A41F 3/02
					2/323
5,313,669	A *	5/1994	Rasdell	A41F 17/00
					2/107
5,377,391	A *	1/1995	Foster	A47C 21/022
					24/301
D463,325	S *	9/2002	Savoia	D11/200
6,666,426	B1 *	12/2003	Taylor	A47C 21/026
					248/506
D488,288	S *	4/2004	Eggers	D2/624

(Continued)

OTHER PUBLICATIONS

Keeper 85207 8"x1" Lashing Strap. Amazon.com. Jan. 16, 2007.
<<http://www.amazon.com/>>. Jun. 22, 2016.*

Primary Examiner — Eric L Goodman

Assistant Examiner — Clare Ann Gannon

(57)

CLAIM

The ornamental design for a shirt stay, as shown and described.

DESCRIPTION

FIG. 1. is a perspective view of a shirt stay showing my new design;

FIG. 2. is a front view thereof;

FIG. 3. is a rear view thereof;

FIG. 4. is a right side view thereof;

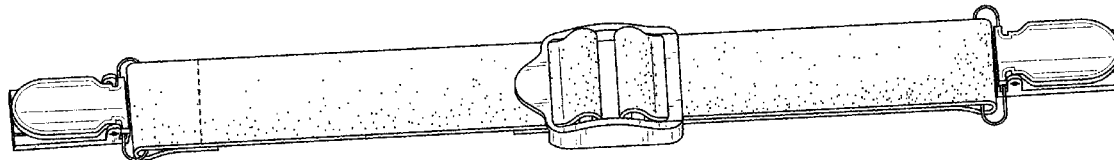
FIG. 5. is a left side view thereof;

FIG. 6. is a top view thereof; and,

FIG. 7. is a bottom view thereof.

The broken lines depict where the strap is sewn in order to connect to a belt, clasp, strap, or another strap.

1 Claim, 4 Drawing Sheets



(56)

References Cited

U.S. PATENT DOCUMENTS

7,765,613 B2* 8/2010 Carr A41D 1/205
2/104
D661,461 S * 6/2012 Murray D2/627
D692,638 S * 11/2013 Herman D2/626
D708,095 S * 7/2014 Whitworth D11/200
2011/0191944 A1* 8/2011 Lescom A41C 1/003
2/335
2016/0007666 A1* 1/2016 Pagcaliwagan A41F 17/00
2/313
2016/0081400 A1* 3/2016 Morgan A41C 3/12
450/28

* cited by examiner

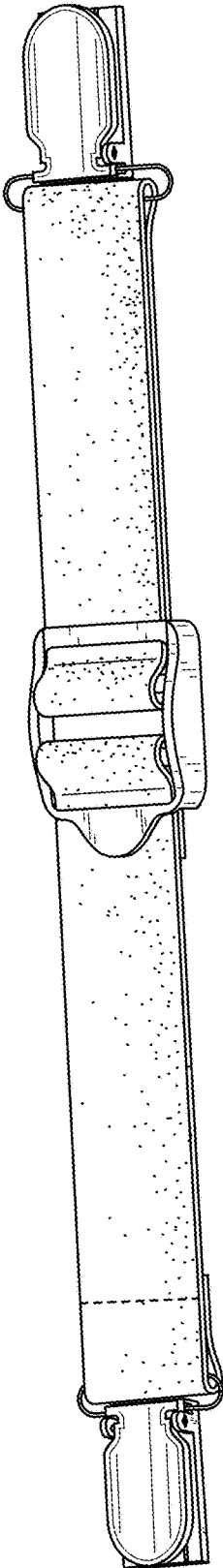


FIG. 1

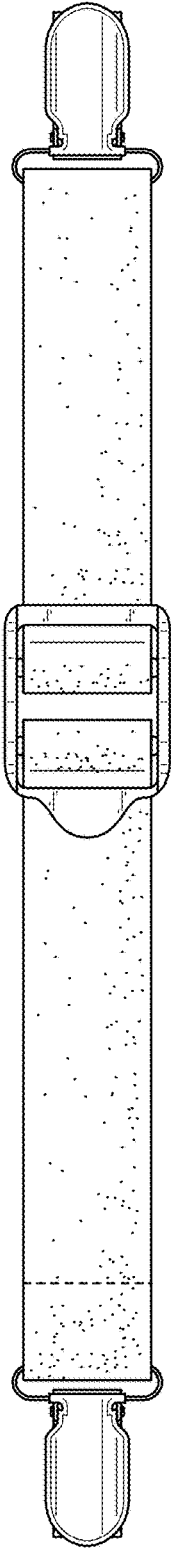


FIG. 2

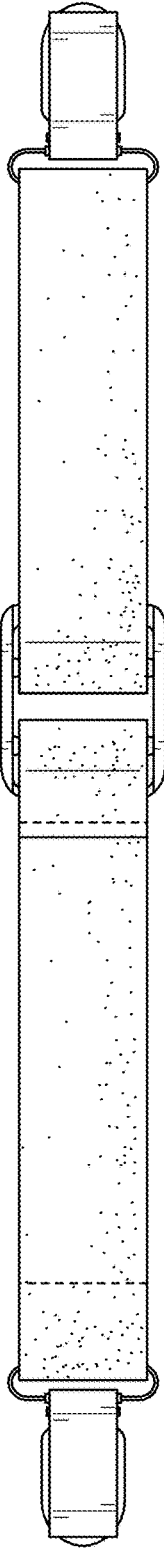


FIG. 3

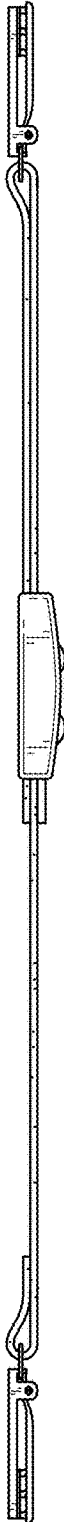


FIG. 4

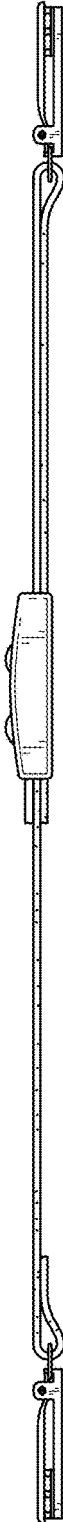


FIG. 5



FIG. 6



FIG. 7