



US00D603753S

(12) **United States Design Patent**
Palmer et al.

(10) **Patent No.:** **US D603,753 S**

(45) **Date of Patent:** **** Nov. 10, 2009**

(54) **SEAT BELT BUCKLE ASSEMBLY**

(76) Inventors: **Robert Palmer**, 4630 Cecelia St.,
Cudahy, CA (US) 90201; **Mike Kitchen**,
4630 Cecelia St., Cudahy, CA (US)
90201

(**) Term: **14 Years**

(21) Appl. No.: **29/336,561**

(22) Filed: **May 5, 2009**

(51) **LOC (9) Cl.** **02-07**

(52) **U.S. Cl.** **D11/216**

(58) **Field of Classification Search** D11/200,
D11/201, 216, 218; D2/639; 24/265 EE,
24/179, 646, 170, 644, 633, 647, 316, 194;
D3/327; 297/482; D12/114

See application file for complete search history.

(56) **References Cited**

U.S. PATENT DOCUMENTS

1,278,340 A *	9/1918	Hayden et al.	24/316
D171,045 S	12/1953	Noe	
2,710,999 A	6/1955	Davis	
2,826,796 A	3/1958	Davis	
2,846,745 A *	8/1958	Lathrop	24/179
2,964,815 A *	12/1960	Sereno	24/323
3,091,010 A	5/1963	Davis	
3,104,440 A *	9/1963	Davis	24/646
3,120,040 A *	2/1964	Paller, Jr.	24/644
3,131,446 A	5/1964	Davis	
3,137,907 A *	6/1964	Unai	24/646
D198,566 S *	7/1964	Holmberg	D11/216
3,144,696 A *	8/1964	Alofs et al.	24/644
3,145,442 A *	8/1964	Brown	24/639
3,147,530 A *	9/1964	Goldman	24/646
D199,674 S	12/1964	Carlson et al.	
3,165,805 A *	1/1965	Lower	24/646
D200,772 S	4/1965	Dahms	
3,181,221 A	5/1965	Kulwin	

D202,186 S	9/1965	Holmberg	
3,212,152 A	10/1965	Tanaka et al.	
3,256,576 A	6/1966	Klove, Jr. et al	
3,266,110 A	8/1966	Davis	
D209,657 S *	12/1967	Barcus	D11/216
D215,195 S *	9/1969	Krengel et al.	D11/216
3,600,769 A	8/1971	Bachmann	
3,760,464 A	9/1973	Higuchi	
D302,140 S *	7/1989	Johnston	D11/216
D327,455 S	6/1992	Blair	
5,123,147 A	6/1992	Blair	
D333,640 S *	3/1993	Keller	D11/218
D454,093 S *	3/2002	Schlatter et al.	D11/216
D533,045 S	12/2006	Schroth	
D575,671 S *	8/2008	Niwa	D11/216

* cited by examiner

Primary Examiner—Paula Greene

(74) *Attorney, Agent, or Firm*—Robert J. Lauson; Lauson & Tarver LLP

(57) **CLAIM**

We claim the ornamental design for a seat belt buckle assembly, as shown and described.

DESCRIPTION

FIG. 1 is a top perspective view of the seat belt buckle assembly according to the new design.

FIG. 2 is a bottom perspective view thereof.

FIG. 3 is a top view thereof.

FIG. 4 is a side elevation view thereof.

FIG. 5 is a side elevation view thereof.

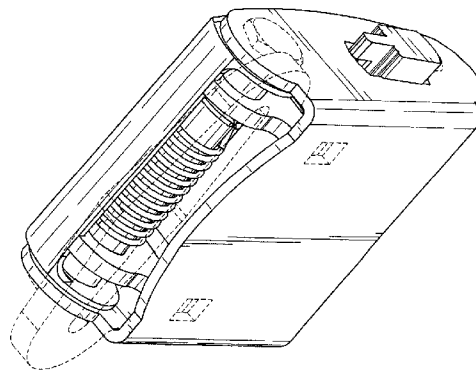
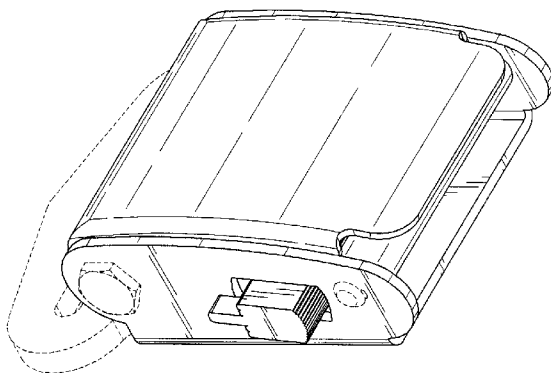
FIG. 6 is a front view thereof.

FIG. 7 is a rear view thereof; and,

FIG. 8 is a bottom view thereof.

The broken lines are shown for illustrative purposes only and form no part of the claimed design.

1 Claim, 3 Drawing Sheets



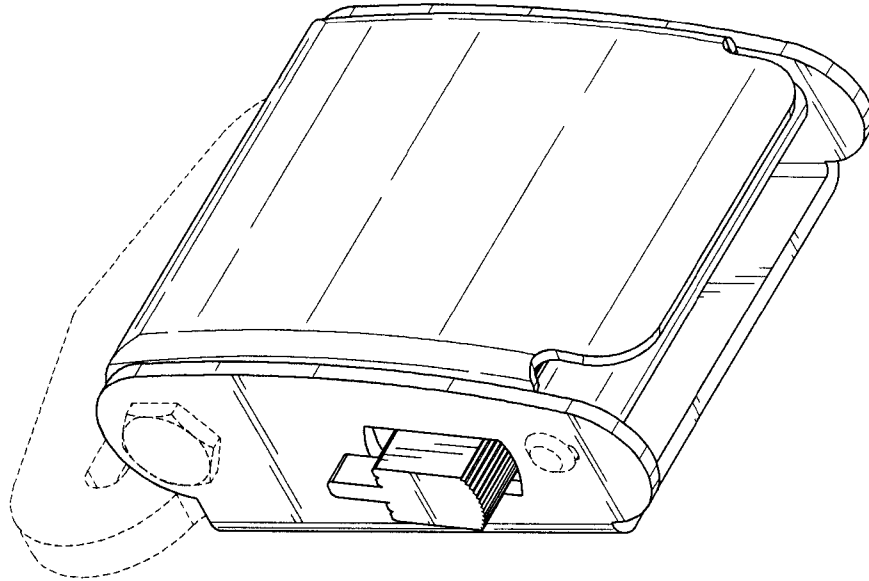


FIG. 1

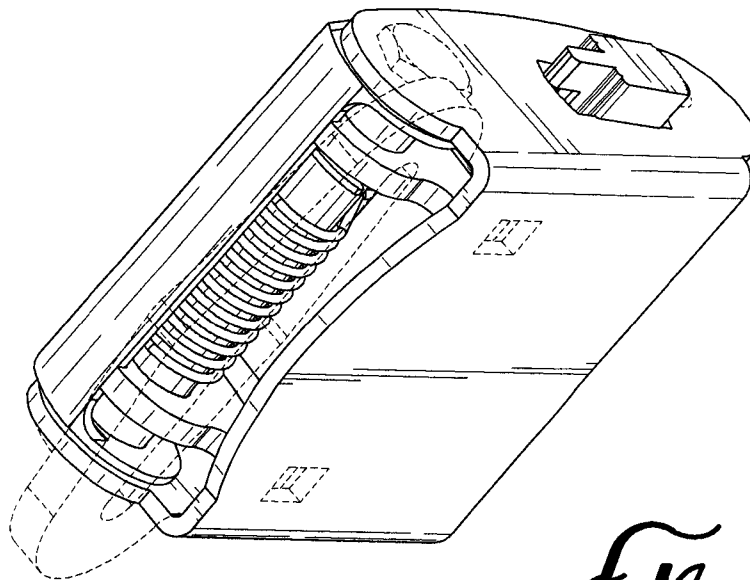


FIG. 2

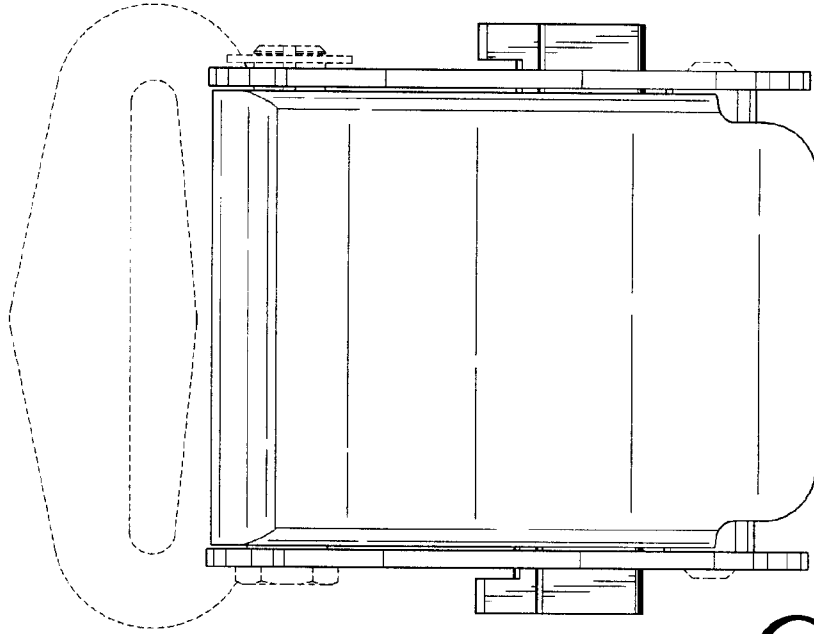


FIG. 3

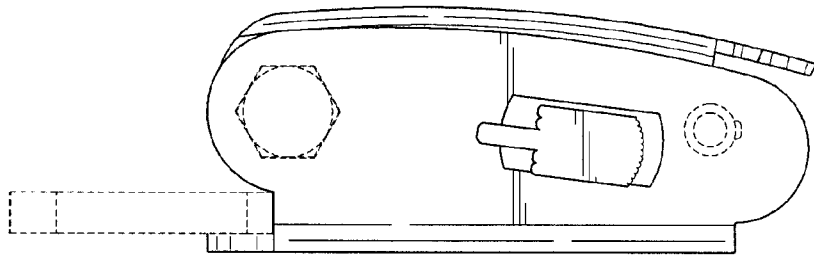


FIG. 4

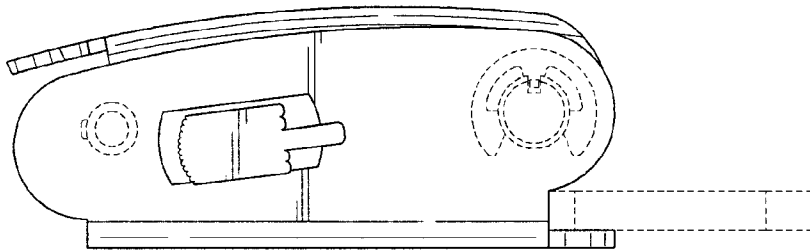


FIG. 5

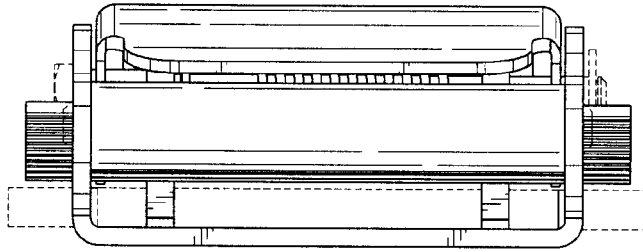


FIG. 6

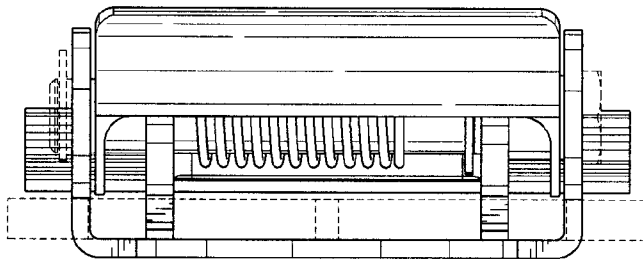


FIG. 7

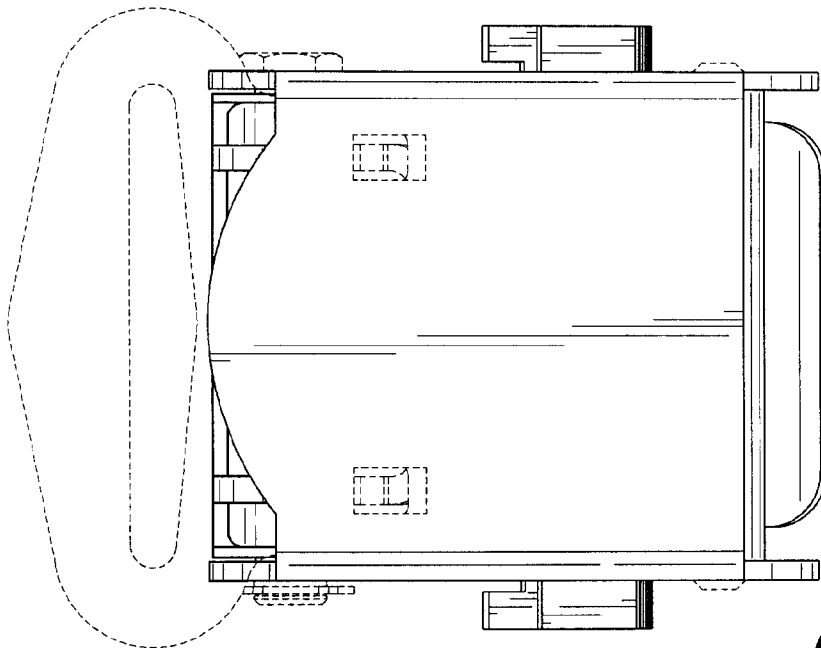


FIG. 8