

No. 893,776.

PATENTED JULY 21, 1908.

C. BLUM.
LEAFLET HOLDER.
APPLICATION FILED MAY 16, 1908.

Fig. 1.




Fig. 2.

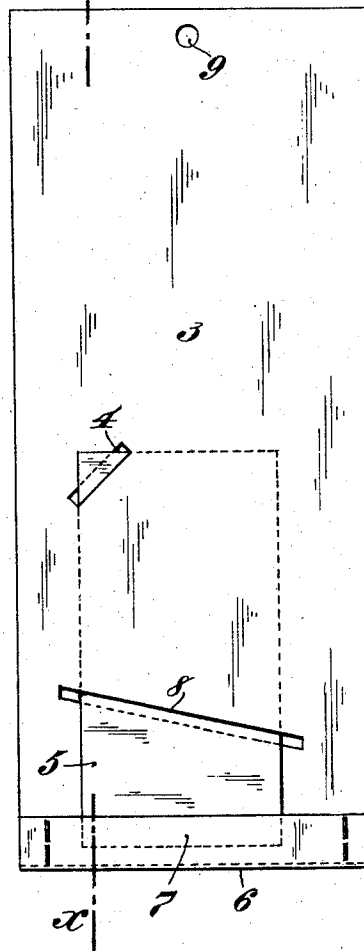
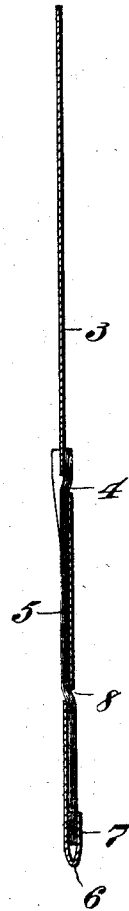


Fig. 3.



WITNESSES:

Thomas M. Smith
Senior M. Connector

INVENTOR

Chas Blum,

BY

J. Walter Dugan

ATTORNEY.

UNITED STATES PATENT OFFICE.

CHARLES BLUM, OF PHILADELPHIA, PENNSYLVANIA.

LEAFLET-HOLDER.

No. 893,776.

Specification of Letters Patent.

Patented July 21, 1908.

Application filed May 16, 1908. Serial No. 433,208.

To all whom it may concern:

Be it known that I, CHARLES BLUM, a citizen of the United States, residing at the city of Philadelphia, in the county of Philadelphia and State of Pennsylvania, have invented certain new and useful Improvements in Leaflet-Holders, of which the following is a specification.

My invention has relation to a holder for displaying leaflets or advertising slips; and in such connection it relates to the constructive arrangement of the holder for the above defined purpose.

The nature and scope of my present invention will be more fully understood from the following description taken in connection with the accompanying drawings forming part hereof, in which

Figure 1 is a front elevational view of the blank to form the leaflet or slip display holder, embodying main features of my said invention. Fig. 2 is a rear elevational view, showing the formation of the pocket of the holder from the blank for the reception of the leaflet or slip and the slit in the device for engaging the display slip or leaflet, and Fig. 3 is a vertical sectional view on the line $x-x$ of Fig. 2.

Referring to the drawings 3, is an oblong blank of card, paste-board or other flexible or stiff material and provided with a slit 4, diagonally cut through the body of the said blank, for receiving one corner portion of a leaflet or display slip 5, for holding the same to position, against displacement. The bottom of the blank is scored at 6, to provide a horizontal flap bent onto the back of the blank 3, to form a pocket 7, and at the sides

secured by clips or other fastening devices to and through the blank 3, as clearly illustrated in Fig. 2.

The blank 3, is provided with a transverse inclined slit 8, formed above the pocket 7, through which the display slip or leaflet 5, is introduced to be held in place in the pocket 7, of the said holder. The blank of the holder as described, is adapted to have displayed upon the face advertising or other matter. The upper end of the holder 3, is perforated at 9, as a means for supporting the same to an object, with leaflets or advertising slips contained in the pocket 7, and engaged by the corner in the slit 4, thereof, to be withdrawn.

Having thus described the nature and object of my invention what I claim as new and desire to secure by Letters Patent is:

1. A display leaflet holder, comprising a blank provided with an engaging slit and a pocket located back of a transverse slit in the body of said blank, substantially as and for the purposes described.

2. A display leaflet holder, comprising a blank provided with a pocket formed from the blank and located adjacent to a transverse slit and engaging means formed integral with the blank, substantially as and for the purposes described.

In witness whereof, I have hereunto set my signature in the presence of two subscribing witnesses.

CHARLES BLUM.

Witnesses:

J. WALTER DOUGLASS,
THOMAS M. SMITH.