

United States Patent [19]

Kurimura

[11] Patent Number: Des. 284,170

[45] Date of Patent: ** Jun. 10, 1986

[54] WRISTWATCH

[75] Inventor: Mieko Kurimura, Suwa, Japan

[73] Assignee: Kabushiki Kaisha Suwa Seikosa,
Tokyo, Japan

[**] Term: 14 Years

[21] Appl. No.: 569,702

[22] Filed: Jan. 10, 1984

[30] Foreign Application Priority Data

Jul. 15, 1983 [JP] Japan 58-30887

[52] U.S. Cl. D10/32; D10/39;
D11/4

[58] Field of Search D10/30-33,
D10/122, 123, 126, 128, 37-39; D11/2-4,
18-21, 25; 63/2-11; 368/276-278, 280-283,
285, 294, 295

[56] References Cited

U.S. PATENT DOCUMENTS

D. 123,814 12/1940 Megur D11/2 X
D. 150,048 6/1948 Arpels D10/39 X
D. 150,049 6/1948 Arpels D10/39 X
4,427,303 1/1984 Matthias 368/382

OTHER PUBLICATIONS

Harpers Bazaar, 5/1952, p. 70-C.D. Peacock Watch with Square Dial.

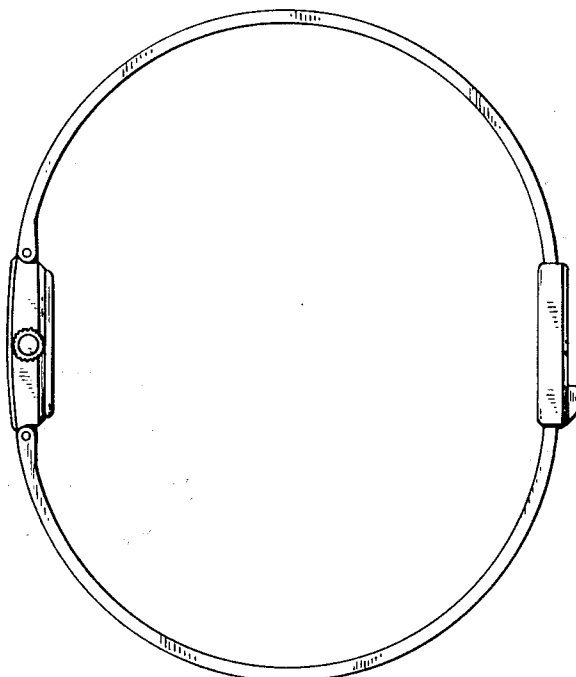
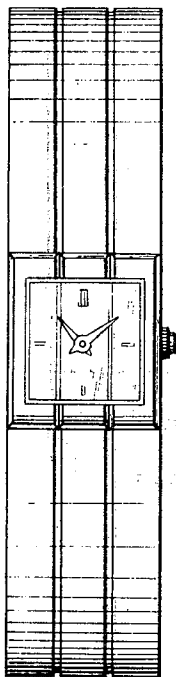
Primary Examiner—Louis S. Zarfes
Attorney, Agent, or Firm—Blum, Kaplan, Friedman,
Silberman & Beran

[57] CLAIM

The ornamental design for a wristwatch, as shown.

DESCRIPTION

FIG. 1 is a top plan view of a wristwatch showing my new design;
FIG. 2 is a right side elevational view thereof;
FIG. 3 is a front elevational view thereof;
FIG. 4 is a rear elevational view thereof;
FIG. 5 is a left side elevational view thereof; and
FIG. 6 is a bottom plan view thereof.



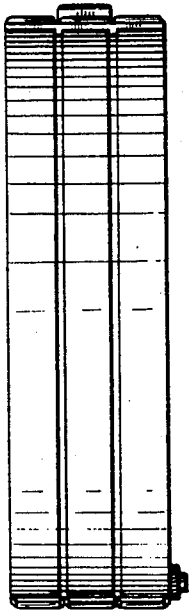


FIG. 1

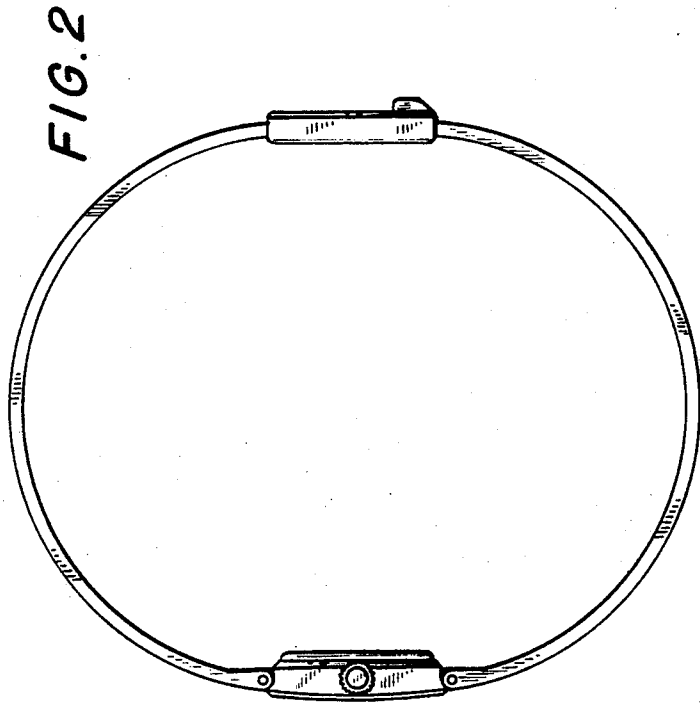


FIG. 2

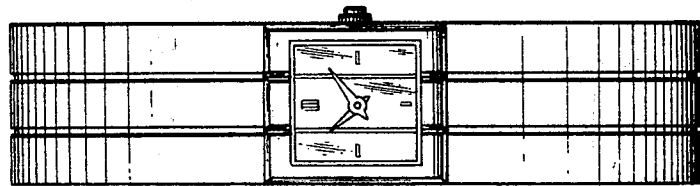


FIG. 3

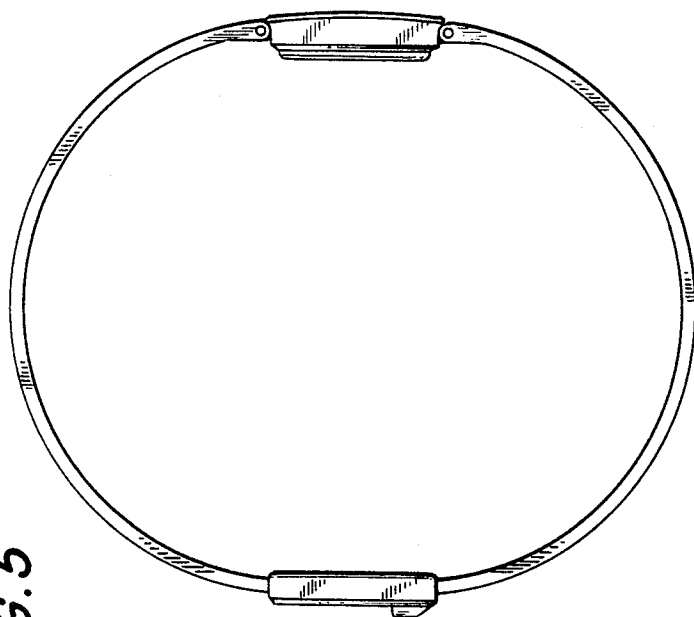


FIG. 5

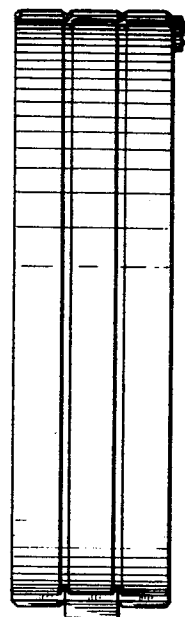


FIG. 6

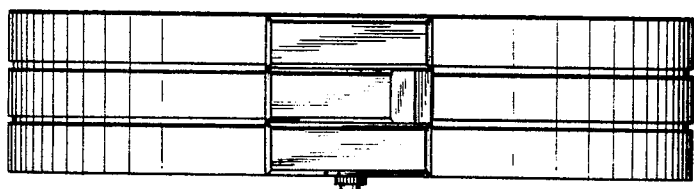


FIG. 4