



US00D805746S

(12) **United States Design Patent**
Vega

(10) **Patent No.:** **US D805,746 S**

(45) **Date of Patent:** **** Dec. 26, 2017**

(54) **FOOTWEAR**

(71) Applicant: **Columbia Sportswear North America, Inc.**, Portland, OR (US)

(72) Inventor: **Rommel Vega**, Portland, OR (US)

(73) Assignee: **Columbia Sportswear North America, Inc.**, Portland, OR (US)

(**) Term: **15 Years**

(21) Appl. No.: **29/565,049**

(22) Filed: **May 17, 2016**

(51) **LOC (10) Cl.** **02-04**

(52) **U.S. Cl.**
USPC **D2/957; D2/951; D2/953; D2/955; D2/960**

(58) **Field of Classification Search**
USPC D2/902, 906, 908, 916, 918, 925, D2/946-962, 977; 36/3 B, 22 R, 24.5, 36/25 R, 28, 32 R, 34 R, 59 C, 67 A, 103
CPC A43B 13/00; A43B 13/02; A43B 13/023; A43B 13/026; A43B 13/04; A43B 13/08; A43B 13/10; A43B 13/12; A43B 13/14; A43B 13/141; A43B 13/143; A43B 13/16; A43B 13/18; A43B 13/181; A43B 13/187; A43B 13/189; A43B 13/20; A43B 13/22; A43B 13/223; A43B 13/24; A43B 13/28; A43B 13/30; A43B 13/32; A43B 13/34; A43B 13/36
See application file for complete search history.

2,361,938 A * 11/1944 Gregg A43B 13/00
12/146 B

D234,930 S * 4/1975 Arambasic D2/955

4,137,653 A * 2/1979 Famolare, Jr. A43B 7/08
36/3 B

D259,595 S * 6/1981 Famolare, Jr. D2/955

D275,146 S * 8/1984 Kilgore D2/955

4,562,651 A * 1/1986 Frederick A43B 5/06
36/102

4,653,206 A * 3/1987 Tanel A43B 3/0042
36/126

4,670,997 A * 6/1987 Beekman A43B 13/223
36/114

D298,883 S * 12/1988 Tanel D2/949

D322,154 S * 12/1991 Trueman D2/955

5,203,097 A * 4/1993 Blair A43B 13/223
36/114

5,313,718 A * 5/1994 McMahon A43B 3/0042
36/114

D392,445 S * 3/1998 Tresser D2/951

D396,549 S * 8/1998 von Conta D2/955

D400,344 S * 11/1998 Avar D2/954

D405,597 S * 2/1999 Carlson D2/951

D427,755 S * 7/2000 Tresser D2/947

(Continued)

Primary Examiner — T. Chase Nelson
(74) *Attorney, Agent, or Firm* — Schwabe, Williamson & Wyatt P.C.

(57) **CLAIM**

I claim the ornamental design for footwear, as shown and described.

DESCRIPTION

FIG. 1 is a front perspective view of footwear, showing my new design;
FIG. 2 is a bottom view thereof; and,
FIG. 3 is a rear perspective view thereof.
The broken lines are included for illustrating environmental structure and form no part of the claimed design.

1 Claim, 3 Drawing Sheets

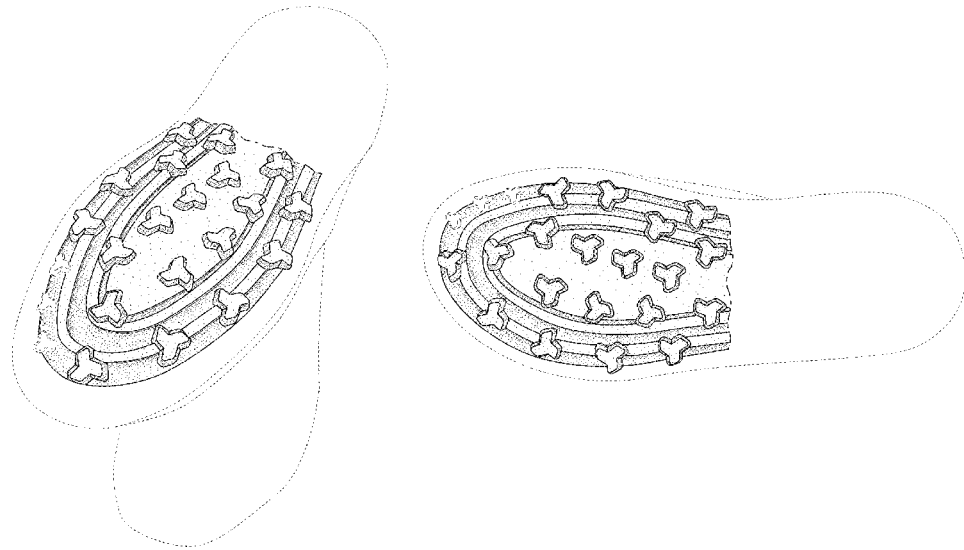
(56) **References Cited**

U.S. PATENT DOCUMENTS

D39,747 S * 1/1909 McKenna 36/32 R

2,155,166 A * 4/1939 Kraft A43B 13/223
36/32 R

D125,656 S * 3/1941 Cutler D2/955



(56)

References Cited

U.S. PATENT DOCUMENTS

D439,730	S *	4/2001	Merceron	D2/947	D704,423	S *	5/2014	Williams, Jr.	D2/951
D458,739	S *	6/2002	Merceron	D2/953	D707,931	S *	7/2014	VanHook	D2/951
D477,129	S *	7/2003	Ramer	D2/947	D707,932	S *	7/2014	Lonigan	D2/951
D482,852	S *	12/2003	Belley	D2/951	D712,128	S *	9/2014	Zaedow	D2/951
D492,096	S *	6/2004	Sanchez	D2/896	D717,034	S *	11/2014	Bramani	D2/951
D532,189	S *	11/2006	Truelsen	D2/954	D719,331	S *	12/2014	Christensen	D2/951
D569,587	S *	5/2008	James	D2/908	D721,225	S *	1/2015	Bradford	D2/951
D569,588	S *	5/2008	James	D2/908	D744,219	S *	12/2015	Chang	D2/951
D618,894	S *	7/2010	Tæstensen	D2/951	D745,257	S *	12/2015	Chang	D2/951
D643,196	S *	8/2011	Young	D2/951	D747,596	S *	1/2016	Vestuti	D2/951
D644,826	S *	9/2011	Portzline	D2/951	D753,554	S *	4/2016	Wood	D12/114
D648,517	S *	11/2011	Vestuti	D2/951	D779,179	S *	2/2017	Christensen	D2/951
D659,363	S *	5/2012	Leary	D2/951	2010/0212187	A1 *	8/2010	Jones	A43B 3/0047 36/44
D664,753	S *	8/2012	Santos	D2/955	2010/0251565	A1 *	10/2010	Litchfield	A43B 13/12 36/28
D667,207	S *	9/2012	Funck	D2/951	2012/0005921	A1 *	1/2012	Diepenbrock	A43B 7/144 36/28
D669,256	S *	10/2012	Castellon	D2/951	2012/0096744	A1 *	4/2012	Goodsmith	A43B 3/108 36/103
D682,519	S *	5/2013	Litchfield	D2/951	2015/0150339	A1 *	6/2015	Van Hook	A43B 13/187 36/84
D686,403	S *	7/2013	Denniston	D2/951						
D689,677	S *	9/2013	Bathum	D2/951						
D697,704	S *	1/2014	Vestuti	D2/951						

* cited by examiner

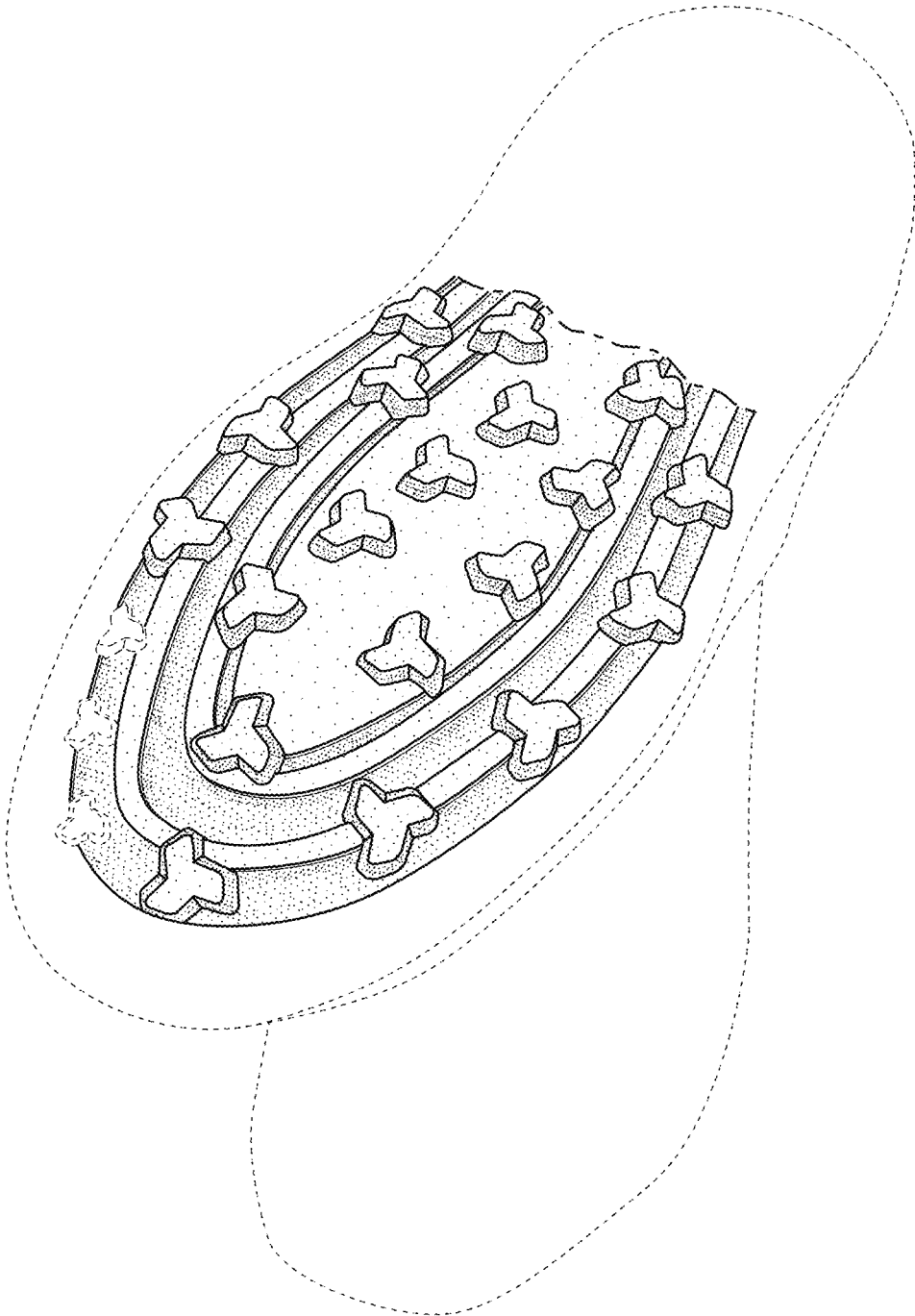


FIG. 1

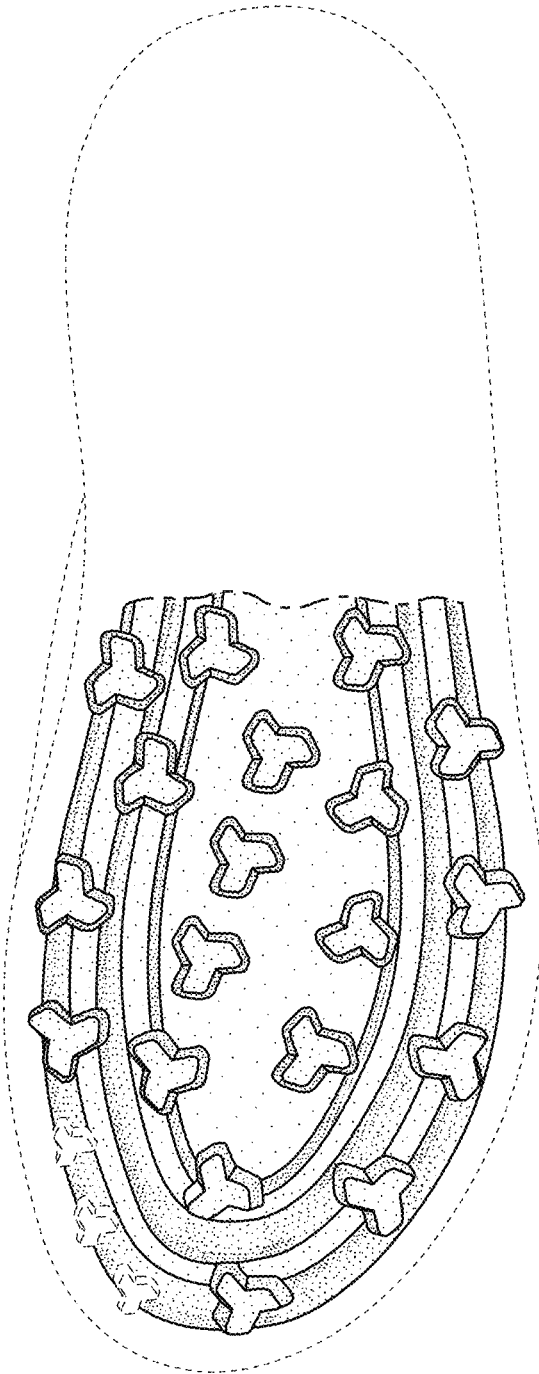


FIG. 2

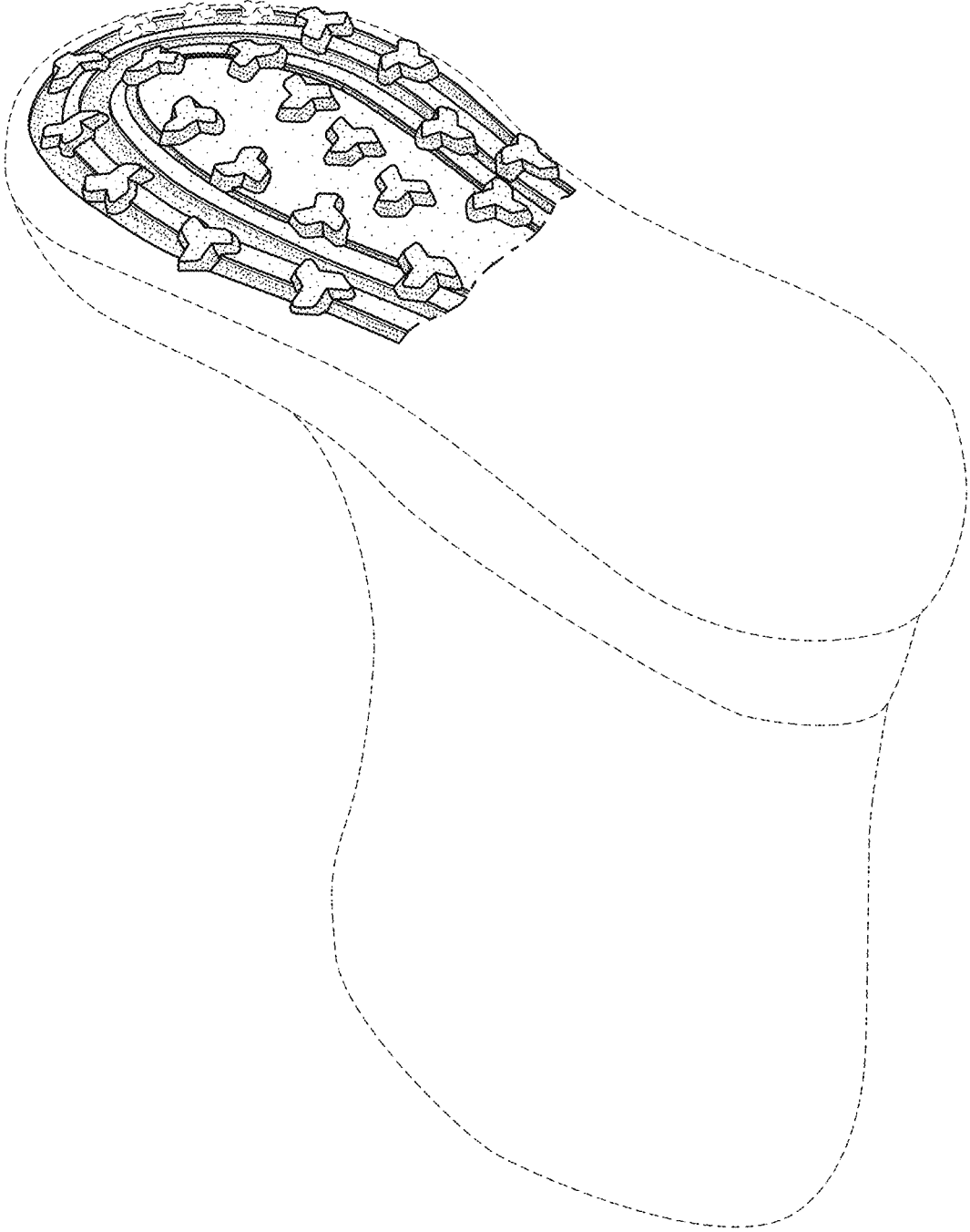


FIG. 3