



US00D752577S

(12) **United States Design Patent**
Akana et al.

(10) **Patent No.:** **US D752,577 S**

(45) **Date of Patent:** **** Mar. 29, 2016**

(54) **PORTABLE DISPLAY DEVICE WITH GRAPHICAL USER INTERFACE**

(71) Applicant: **Apple Inc.**, Cupertino, CA (US)

(72) Inventors: **Jody Akana**, San Francisco, CA (US); **Bartley K. Andre**, Palo Alto, CA (US); **Daniel J. Coster**, San Francisco, CA (US); **Daniele De Iulii**, San Francisco, CA (US); **M. Evans Hankey**, San Francisco, CA (US); **Richard P. Howarth**, San Francisco, CA (US); **Jonathan P. Ive**, San Francisco, CA (US); **Steven P. Jobs**, Palo Alto, CA (US); **Duncan Robert Kerr**, San Francisco, CA (US); **Shin Nishibori**, Kailua, HI (US); **Bas Ording**, San Francisco, CA (US); **Matthew Dean Rohrbach**, San Francisco, CA (US); **Peter Russell-Clarke**, San Francisco, CA (US); **Christopher J. Stringer**, Woodside, CA (US); **Eugene Antony Whang**, San Francisco, CA (US); **Rico Zörkendörfer**, San Francisco, CA (US)

(73) Assignee: **Apple Inc.**, Cupertino, CA (US)

(**) Term: **14 Years**

(21) Appl. No.: **29/485,038**

(22) Filed: **Mar. 14, 2014**

Related U.S. Application Data

(63) Continuation of application No. 29/454,074, filed on May 6, 2013, now Pat. No. Des. 701,502, which is a continuation of application No. 29/365,383, filed on Jul. 8, 2010, now Pat. No. Des. 681,631.

(51) **LOC (10) Cl.** **14-02**

(52) **U.S. Cl.**
USPC **D14/341**; D14/486

(58) **Field of Classification Search**
USPC D14/341-347, 137, 138, 138.1, 138 AA, D14/138 R, 138 AB, 138 AC, 138 AD, 138 C,

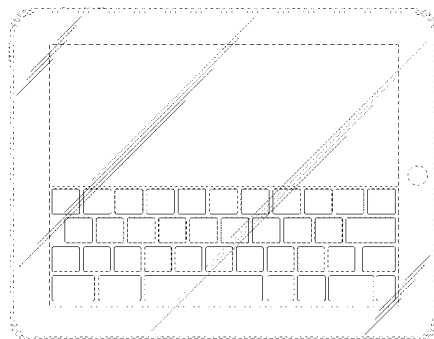
D14/138 G, 496, 203.1, 203.3, 203.4, 203.5, D14/203.6, 203.7, 426, 427, 428, 432, 429, D14/129, 130, 420, 439-441, 448, 125, 147, D14/156, 218, 247-248, 250, 389, 336, 485, D14/486, 492; D10/65, 104; D18/6-7; D21/29, 686, 33, 324, 329, 330; D6/596, 601, 605; D19/60; 345/169, 345/901, 905; 348/169; 361/814; 341/122; 346/173; 379/433.04, 433.07, 433.11, 379/433.12, 433.13, 910, 916, 433.01, 379/433.06

See application file for complete search history.

(56) **References Cited**

U.S. PATENT DOCUMENTS

6,512,525 B1	1/2003	Capps et al.	
D580,449 S	11/2008	Nam	
D611,054 S *	3/2010	Lin	D14/486
D612,843 S	3/2010	Andre et al.	
D617,336 S *	6/2010	Beavers	D14/486
D617,337 S *	6/2010	Beavers	D14/486
D621,848 S *	8/2010	Ording	D14/488
D629,414 S *	12/2010	Beavers	D14/486
D629,415 S *	12/2010	Beavers	D14/486
D640,275 S *	6/2011	Davis	D14/487
D644,238 S	8/2011	Ording	
D664,963 S *	8/2012	Duggan	D14/485
D664,964 S *	8/2012	Odell	D14/485
D669,089 S *	10/2012	Taniho	D14/486
D681,631 S	5/2013	Akana et al.	
D684,166 S *	6/2013	Hudspeth	D14/486
D684,170 S *	6/2013	Yang	D14/486
D684,588 S *	6/2013	Nanda Gilani	D14/486
D687,458 S *	8/2013	Philopoulos	D14/486
D690,313 S *	9/2013	Nanda Gilani	D14/486
D690,314 S *	9/2013	Nanda Gilani	D14/486
D690,722 S *	10/2013	Nanda Gilani	D14/486
D690,723 S *	10/2013	Steele	D14/486
D694,260 S *	11/2013	Yang	D14/488
D699,735 S *	2/2014	Lee	D14/486
D701,502 S	3/2014	Akana et al.	
D703,682 S *	4/2014	Cranfill	D14/485
D706,296 S *	6/2014	Gutowitz	D14/490
D709,909 S *	7/2014	Pasquero	D14/487
D709,910 S *	7/2014	Pasquero	D14/487
D709,911 S *	7/2014	Ording	D14/489
D710,877 S *	8/2014	Ording	D14/488
D719,962 S *	12/2014	Cranfill	D14/485



D720,772	S	*	1/2015	Cranfill	D14/488
D735,237	S	*	7/2015	Brody	D14/488
D735,745	S	*	8/2015	Zuckerberg	D14/486
D736,243	S	*	8/2015	Zuckerberg	D14/486
D737,308	S	*	8/2015	Zuckerberg	D14/486
2007/0061753	A1		3/2007	Ng et al.		
2010/0289824	A1		11/2010	Atzmon		

OTHER PUBLICATIONS

- U.S. Appl. No. 29/404,353, filed Oct. 19, 2011.
- U.S. Appl. No. 29/418,272, filed Apr. 13, 2012.
- U.S. Appl. No. 29/437,719, filed Nov. 29, 2012.
- U.S. Appl. No. 29/445,391, filed Feb. 11, 2013.
- U.S. Appl No. 29/466,602, filed Sep. 10, 2013.

* cited by examiner

Primary Examiner — Barbara Fox
(74) *Attorney, Agent, or Firm* — Sterne, Kessler, Goldstein & Fox P.L.L.C.

(57) CLAIM

The ornamental design for a portable display device with graphical user interface, as shown and described.

DESCRIPTION

FIG. 1 is a front view of a portable display device with graphical user interface showing our new design;
FIG. 2 is a rear view thereof;
FIG. 3 is a left side view thereof;
FIG. 4 is a bottom view thereof;
FIG. 5 is a top view thereof;
FIG. 6 is a right side view thereof;
FIG. 7 is a front view of another embodiment of a portable display device with graphical user interface showing our new design;
FIG. 8 is a rear view thereof;
FIG. 9 is a top view thereof;
FIG. 10 is a left side view thereof;
FIG. 11 is a right side view thereof; and,
FIG. 12 is a bottom view thereof.
The broken lines in the figures show portions of the portable display device with graphical user interface that form no part of the claimed design.

1 Claim, 6 Drawing Sheets




FIG. 1



FIG. 2



FIG. 3




FIG. 4



FIG. 5




FIG. 6

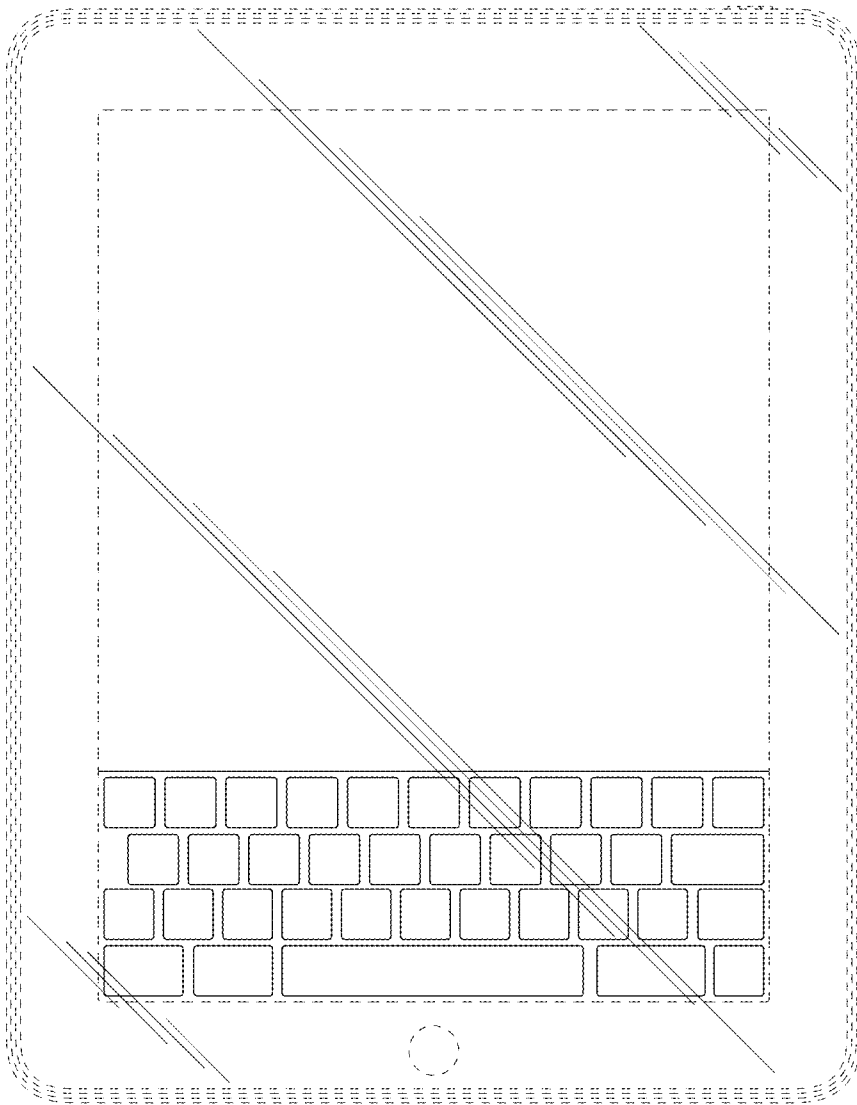


FIG. 7



FIG. 8



FIG. 9




FIG. 10




FIG. 11




FIG. 12