



US00D353464S

United States Patent [19]

[11] Patent Number: Des. 353,464

Ushikubo

[45] Date of Patent: ** Dec. 13, 1994

[54] REAGENT CONTAINER FOR A CHEMICAL ANALYZER

4,957,209 9/1990 Helin 215/1 C
5,152,965 10/1992 Fisk et al. D24/224 X
5,294,404 3/1994 Grandome et al. 422/102 X

[75] Inventor: Masao Ushikubo, Tokyo, Japan

Primary Examiner—A. Hugo Word

[73] Assignee: Olympus Optical Co., Ltd., Tokyo, Japan

Assistant Examiner—I. Simmons

Attorney, Agent, or Firm—Frishauf, Holtz, Goodman & Woodward

[**] Term: 14 Years

[57] CLAIM

[21] Appl. No.: 612

The ornamental design for a reagent container for a chemical analyzer, as shown and described.

[22] Filed: Oct. 20, 1992

DESCRIPTION

[30] Foreign Application Priority Data

Apr. 22, 1992 [JP] Japan 012030

Apr. 22, 1992 [JP] Japan 012032

[52] U.S. Cl. D24/224; D9/520; D9/523

[58] Field of Search D9/523, 520, 572; 220/23.4, 476, 480; 215/1 C; 356/24, 62, 44; 430/165, 166, 45; 422/72, 102, 103, 104; D24/224, 721

FIG. 1 is a front elevational view of a reagent container for a chemical analyzer showing my new design; FIG. 2 is a left side elevational view thereof; FIG. 3 is a right side elevational view thereof; FIG. 4 is a top plan view thereof; FIG. 5 is a bottom plan view thereof; FIG. 6 is a cross sectional view thereof, taken along line 6—6 of FIG. 4; FIG. 7 is a front elevational view of FIG. 1 with a cap of the container removed; FIG. 8 is a left side elevational view of FIG. 2 with a cap of the container removed; and, FIG. 9 is a top plan view of FIG. 4 with a cap of the container removed.

[56] References Cited

U.S. PATENT DOCUMENTS

D. 252,612 8/1979 Mull D24/224
D. 342,140 12/1993 Sakagami et al. D24/224




FIG. 1




FIG. 2




FIG. 3




FIG. 4

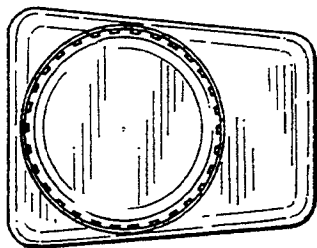


FIG. 5

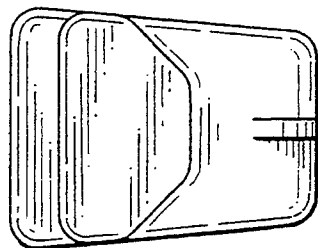


FIG. 6

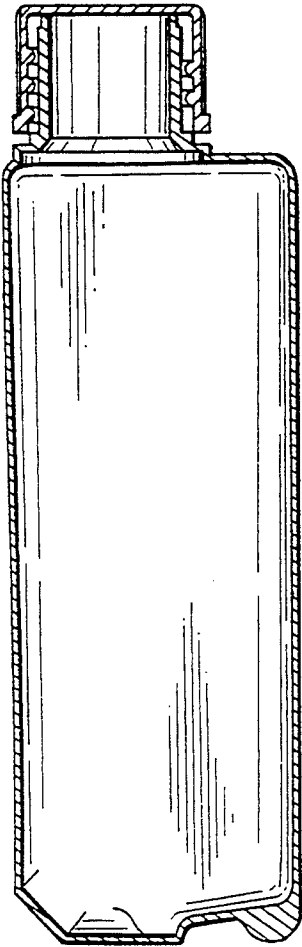


FIG. 7




FIG. 8




FIG. 9

