



US00D708867S

(12) **United States Design Patent**
Rajusth

(10) **Patent No.:** **US D708,867 S**

(45) **Date of Patent:** **** Jul. 15, 2014**

(54) **COVER FOR PILLOWCASE**

(71) Applicant: **Aneela Raaj Rajusth**, Inverness, IL
(US)

(72) Inventor: **Aneela Raaj Rajusth**, Inverness, IL
(US)

(**) Term: **14 Years**

(21) Appl. No.: **29/452,125**

(22) Filed: **Apr. 12, 2013**

(51) **LOC (10) Cl.** **06-09**

(52) **U.S. Cl.**
USPC **D6/596**; D6/601

(58) **Field of Classification Search**
USPC D6/595, 596, 602, 603, 601, 616, 583,
D6/588; 5/482, 494-497, 499, 501, 490
See application file for complete search history.

(56) **References Cited**

U.S. PATENT DOCUMENTS

1,070,892 A * 8/1913 Hoenigsberger 5/502
D71,674 S * 12/1926 Humphreys D6/588

D372,830 S * 8/1996 Gaitley et al. D6/602
D594,684 S * 6/2009 Wilson D6/603
D655,556 S * 3/2012 Isom-Morris D6/596

* cited by examiner

Primary Examiner — Janice Seeger

(74) *Attorney, Agent, or Firm* — Justin Lampel


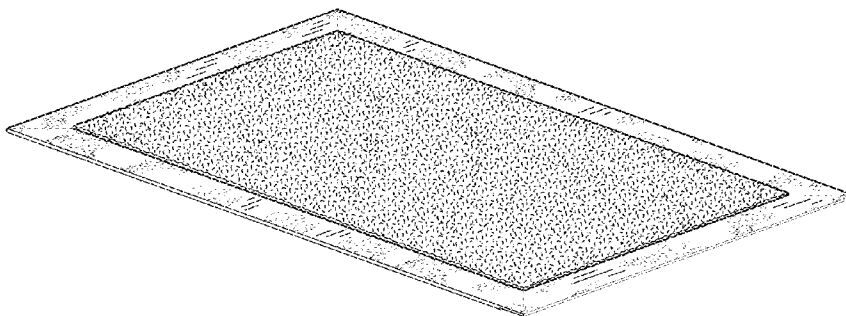
(57) **CLAIM**

The ornamental design for a cover for pillowcase, as shown and described.

DESCRIPTION

FIG. 1 is a top perspective view of the cover for pillowcase; FIG. 2 is a top plan view of the cover for pillowcase; FIG. 3 is a back plan view of the cover for pillowcase; FIG. 4 is a front view of the cover for pillowcase; FIG. 5 is a side view of the cover for pillowcase; FIG. 6 is a side view of the cover for pillowcase; and, FIG. 7 is a detailed view along line 7-7 of FIG. 2. The broken line showing is for illustrative purposes only and forms no part of the claimed design.

1 Claim, 4 Drawing Sheets



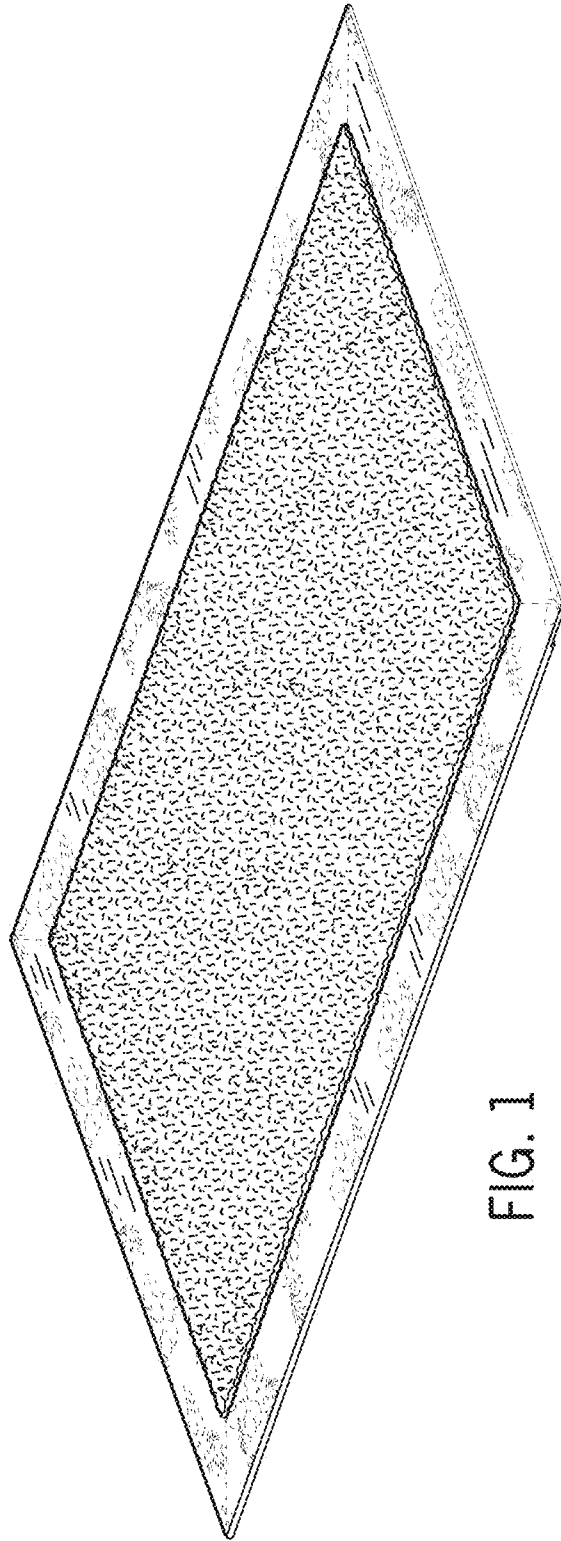


FIG. 1


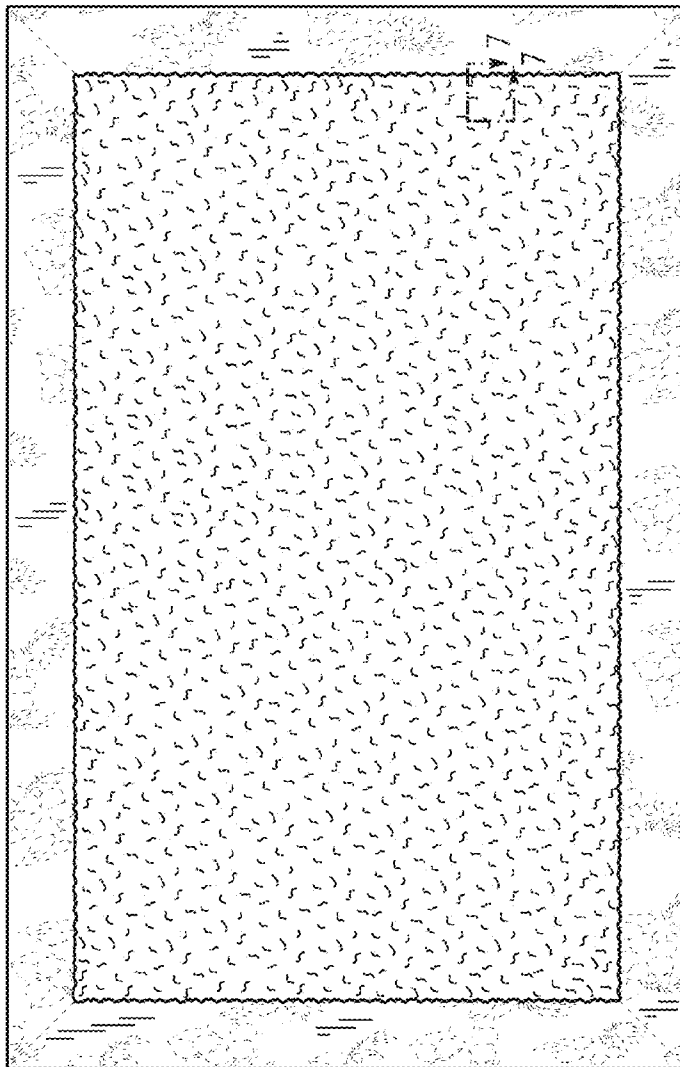


FIG. 2

FIG. 7




FIG. 3



FIG. 4



FIG. 5



FIG. 6