



US00D399722S

# United States Patent [19]

[11] Patent Number: **Des. 399,722**

Eidsmoe et al.

[45] Date of Patent: **\*\*Oct. 20, 1998**

[54] HANDLE FOR HAND TOOLS

[75] Inventors: **Jeffery J. Eidsmoe; Nicholas J. Kneipp**, both of County of El Paso, Colo.

[73] Assignee: **Emerson Electric Co.**, St. Louis, Mo.

[\*\*] Term: **14 Years**

[21] Appl. No.: **68,084**

[22] Filed: **Feb. 6, 1997**

[51] LOC (6) Cl. .... **08-06**

[52] U.S. Cl. .... **D8/107; D8/47**

[58] Field of Search ..... D8/47, 82, 83, D8/84, 85, 107, DIG. 7, 14; 81/436, 439, 440, 489, 177.1; 16/110 R, DIG. 19

[56] **References Cited**

**U.S. PATENT DOCUMENTS**

- 190,459 5/1877 Wilkinson ..... 81/489
- D. 229,282 11/1973 Covey ..... D8/107

- D. 244,747 6/1977 Solf ..... D8/107
- D. 309,246 7/1990 Cascio et al. .... D8/82
- D. 372,411 8/1996 Ho ..... D8/83
- D. 386,063 11/1997 Badiali ..... D8/107
- 5,551,323 9/1996 Beere et al. .... 81/489

*Primary Examiner*—Martie Thompson

*Attorney, Agent, or Firm*—Polster, Lieder, Woodruff & Lucchesi

[57] **CLAIM**

The ornamental design for handle for hand tools, as shown and described.

**DESCRIPTION**

FIG. 1 is a perspective view of our handle for hand tools, the representative tool depicted by means of broken lines being shown for illustrative purposes only and forming no part of the claimed design;

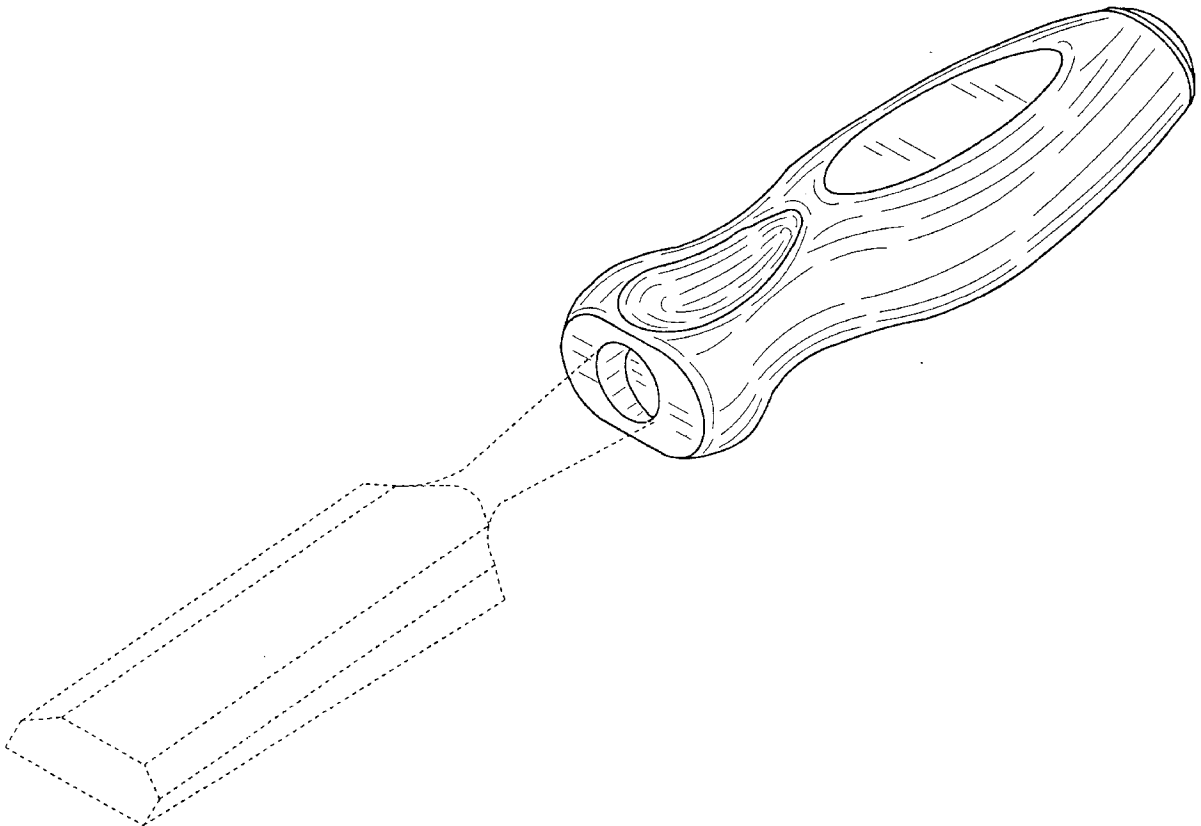
FIG. 2 is a top plan view thereof;

FIG. 3 is a side elevational view thereof;

FIG. 4 is a top end elevational view thereof; and,

FIG. 5 is a rear end elevational view thereof.

**1 Claim, 2 Drawing Sheets**



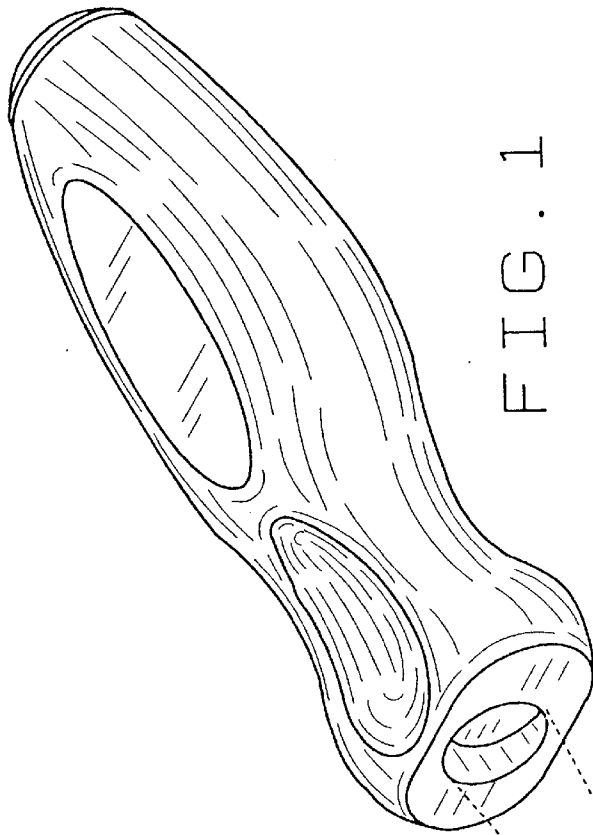


FIG. 1

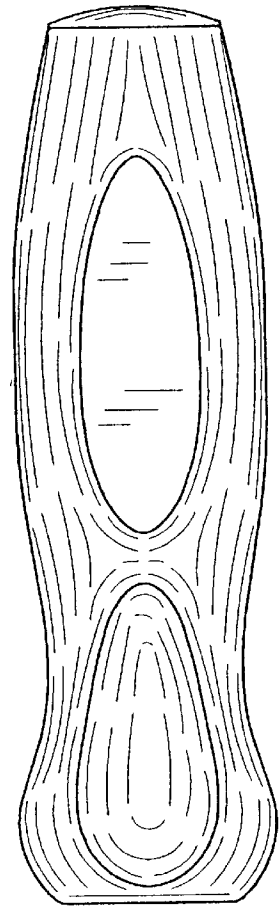
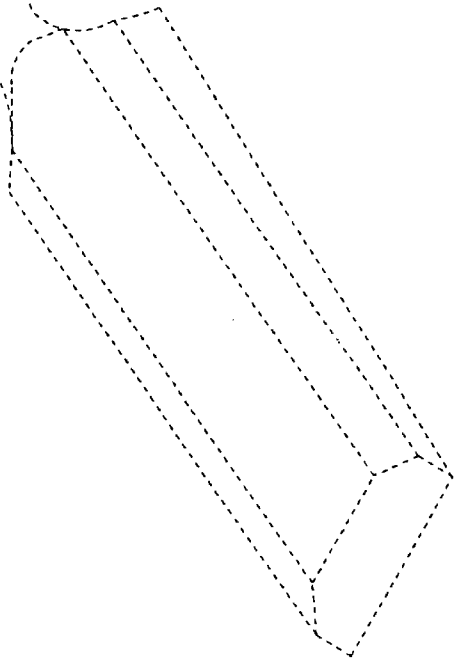


FIG. 2



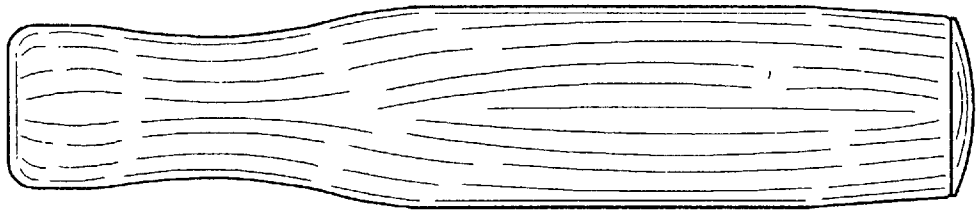


FIG. 3

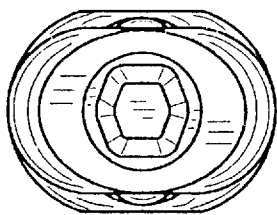


FIG. 4

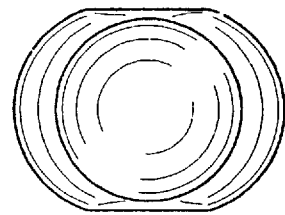


FIG. 5