



US00D350431S

United States Patent [19]
Morgan

[11] **Patent Number: Des. 350,431**
[45] **Date of Patent: ** Sep. 13, 1994**

[54] **SHOE SOLE**
[76] **Inventor: Robert W. Morgan, P.O. Box 138, Homeworth, Ohio 44634**
[**] **Term: 14 Years**
[21] **Appl. No.: 6,420**
[22] **Filed: Mar. 29, 1993**
[52] **U.S. Cl. D2/956; D2/952; D2/954; D2/957**
[58] **Field of Search D2/896-899, D2/947, 948, 951, 952, 954, 956, 975, 960; 36/25 R, 39 R, 32 R, 59 R, 59 C, 83, 84, 89, 102-107, 112-114, 132, 136**

D. 249,199 9/1978 Anderson D2/898
D. 297,384 8/1988 Miller D2/952
D. 326,956 6/1992 Damiano et al. D2/960
4,266,349 5/1981 Schmohl 36/32 R

Primary Examiner—Louis S. Zarfes
Attorney, Agent, or Firm—Don J. Flickinger; Jordan M. Meschkow; Robert A. Parsons

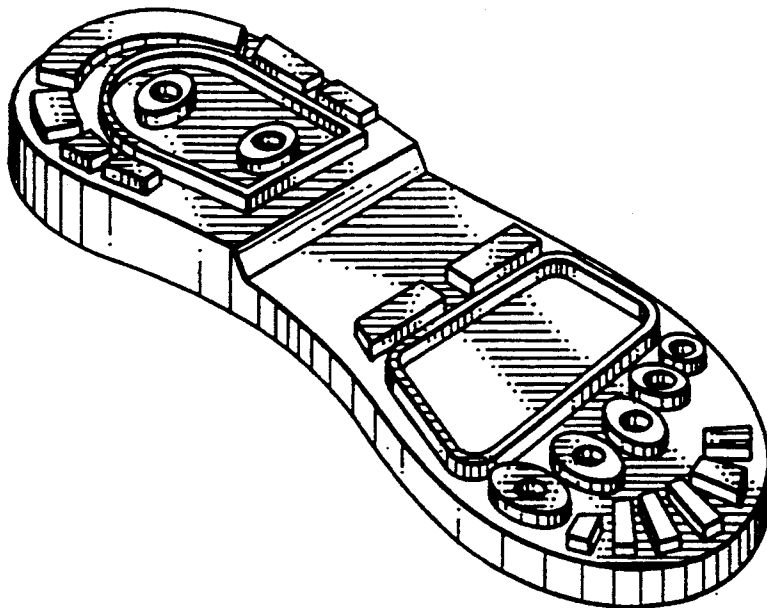
[57] **CLAIM**

The ornamental design for a shoe sole, as shown and described.

DESCRIPTION

FIG. 1 is a perspective view of a shoe sole, showing my new design therefor;
FIG. 2 is a bottom plan view;
FIG. 3 is a top plan view;
FIG. 4 is a left side elevational view;
FIG. 5 is a right side elevational view;
FIG. 6 is a rear elevational view; and,
FIG. 7 is a front elevational view.

[56] **References Cited**
U.S. PATENT DOCUMENTS
D. 80,361 1/1930 Crowley D2/954
D. 247,832 5/1978 Glasgow et al. D2/952



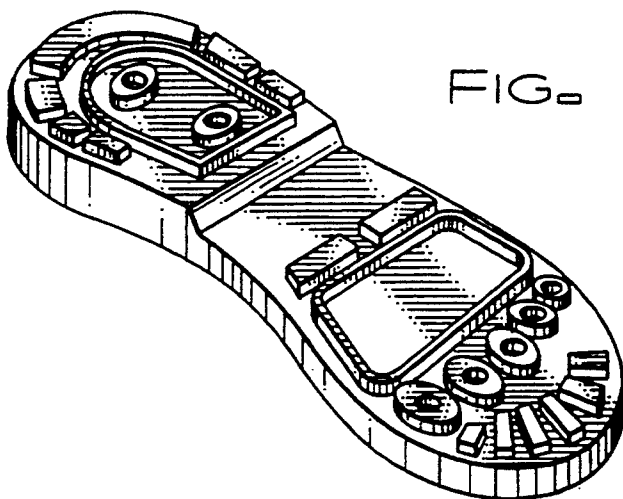


FIG. 1

FIG. 2

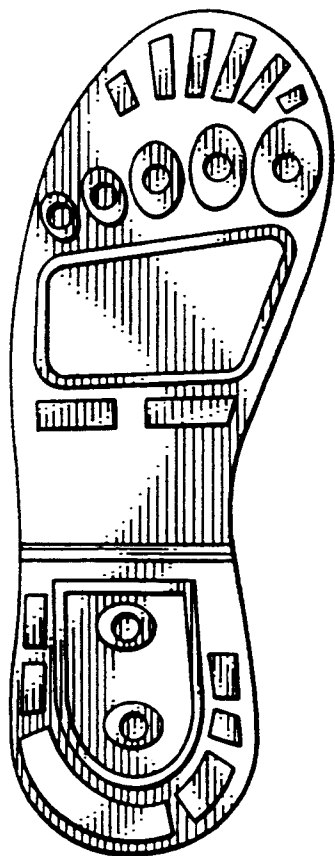


FIG. 3

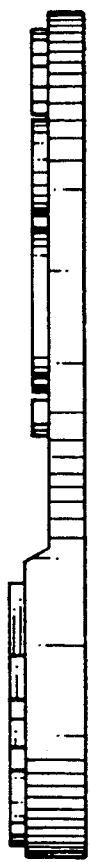
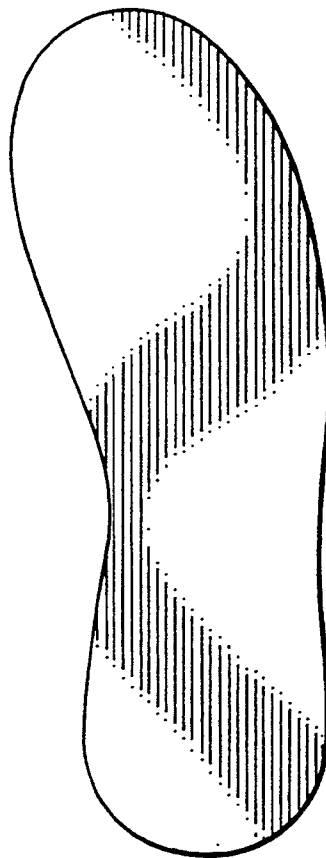


FIG. 4

FIG. 5



FIG. 6



FIG. 7