



US00D501332S

(12) **United States Design Patent**
Bauchet

(10) **Patent No.:** **US D501,332 S**

(45) **Date of Patent:** **** Feb. 1, 2005**

(54) **SEAT**
(75) **Inventor:** **François Bauchet, Paris (FR)**
(73) **Assignee:** **Cinna (FR)**
(**) **Term:** **14 Years**

3,132,835 A * 5/1964 Drabert 248/397
3,541,313 A * 11/1970 Buzzi 297/195.11
D473,724 S * 4/2003 Hans De Wit D6/336

* cited by examiner

Primary Examiner—Janice E. Seeger
(74) *Attorney, Agent, or Firm*—Cantor Colburn LLP

(21) **Appl. No.:** **29/185,783**
(22) **Filed:** **Jul. 1, 2003**
(30) **Foreign Application Priority Data**

Jan. 7, 2003 (WO) DM/062 594

(51) **LOC (7) Cl.** **06-01**
(52) **U.S. Cl.** **D6/349**
(58) **Field of Search** D6/480, 349, 355;
297/461, 462, 187, 195.11; D21/686, 797;
482/25

(56) **References Cited**

U.S. PATENT DOCUMENTS

D149,377 S * 4/1948 Rosengren D6/480

(57) **CLAIM**

I claim, the ornamental design for a seat, as shown and described.

DESCRIPTION

FIG. 1 is a perspective view of a seat, showing my new design;
FIG. 2 is a front elevational view thereof;
FIG. 3 is a rear elevational view thereof;
FIG. 4 is a first side elevational view thereof;
FIG. 5 is a second side elevational view thereof; and,
FIG. 6 is a top plan view thereof.

1 Claim, 4 Drawing Sheets

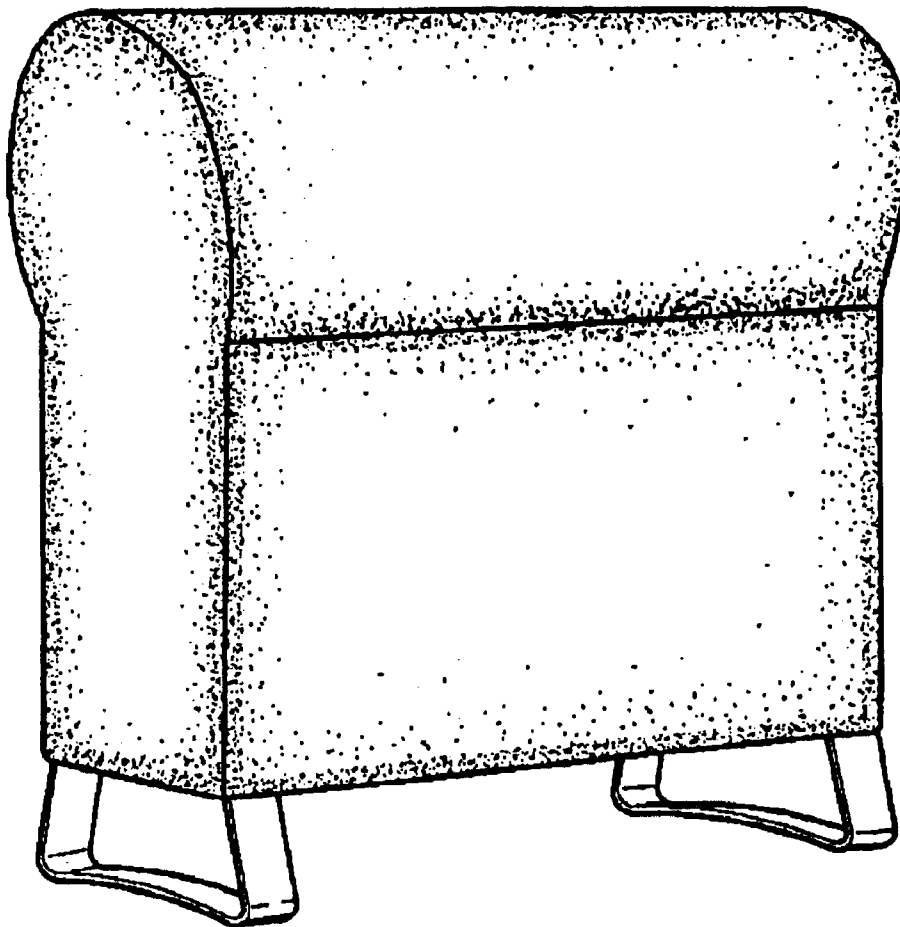


FIG. 1

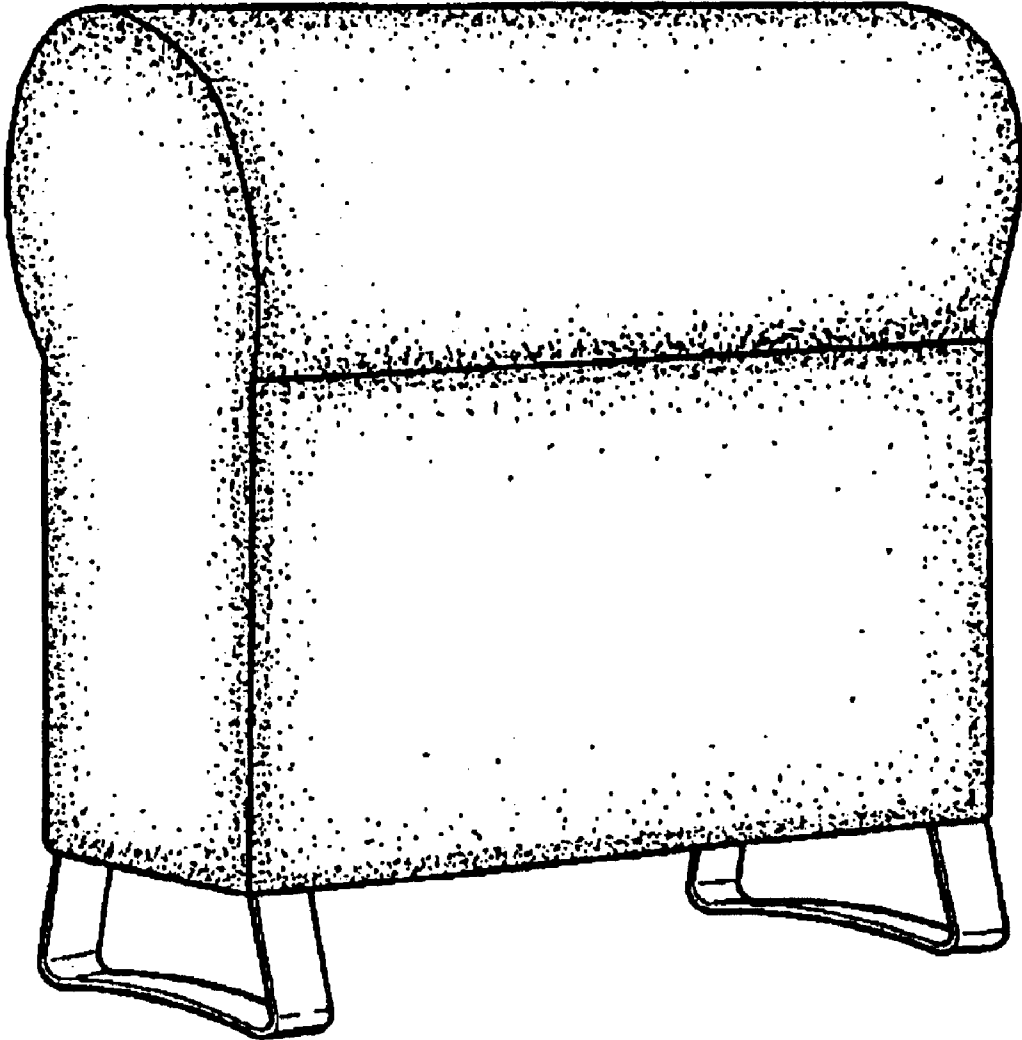


FIG. 2

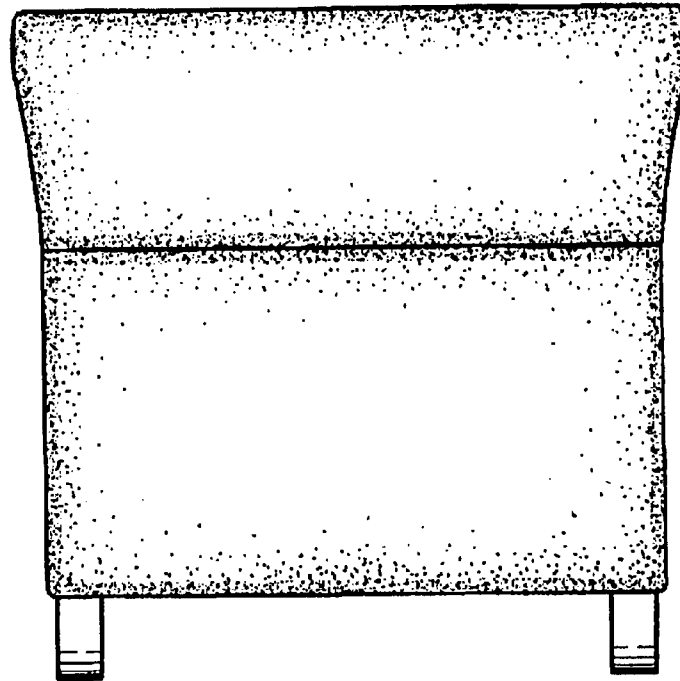


FIG. 3

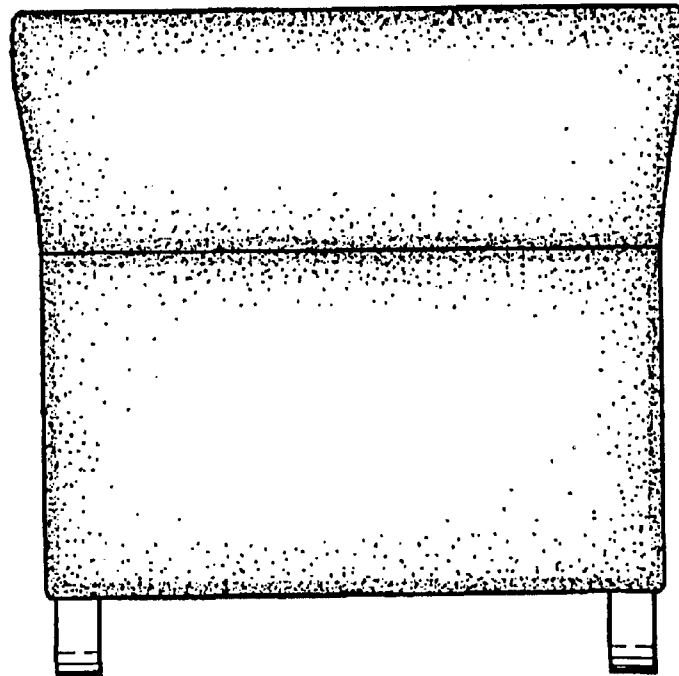


FIG. 4




FIG. 5

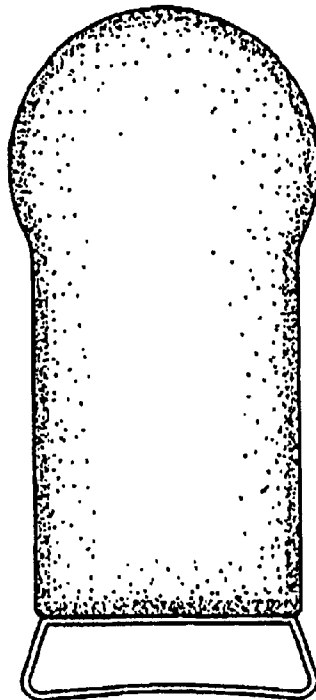


FIG. 6

